



LED Stadium Lighting High Mast Flood Lighting

Low-profile, lightweight, powerful and reliable!



300W / 400W / 500W




600W / 750W



950W / 1200W

Pending Certificates:

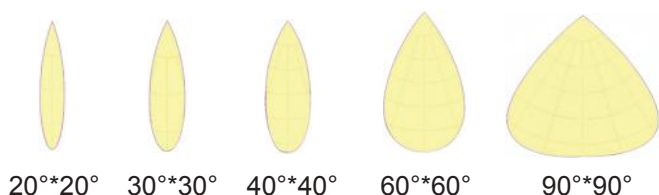


Various Applications

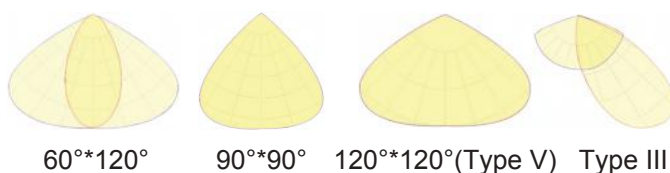
Superior high output, a variety of lighting distributions, UV stabilized materials, meeting demands of various applications.



Sports Lighting Applications:

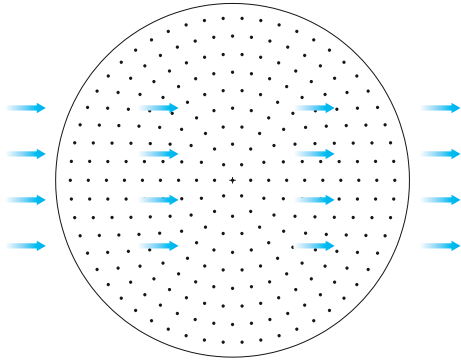


High Mast Flood Applications:

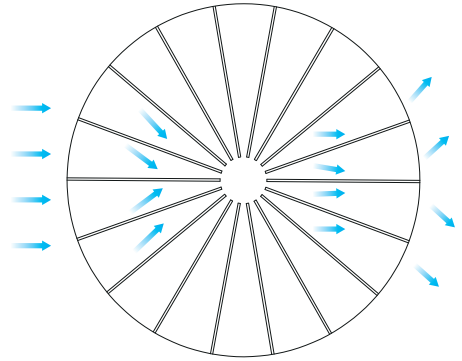


Extraordinary Thermal Management

The professional and unique pin heat sink design creates superb ventilative efficiency. Air is freely flowable among the pins in any direction, maximizing heat dissipation and lifespan of the LEDs.



VS



Our Pin Heatsink


Incoming air from any direction moves approximately straight forward through the pins, bringing away heat quickly

Typical Radiant-fin Heatsink

Incoming air is deflected and slowed down by the radiant fins, moving heat slowly


High Thermal Conductivity

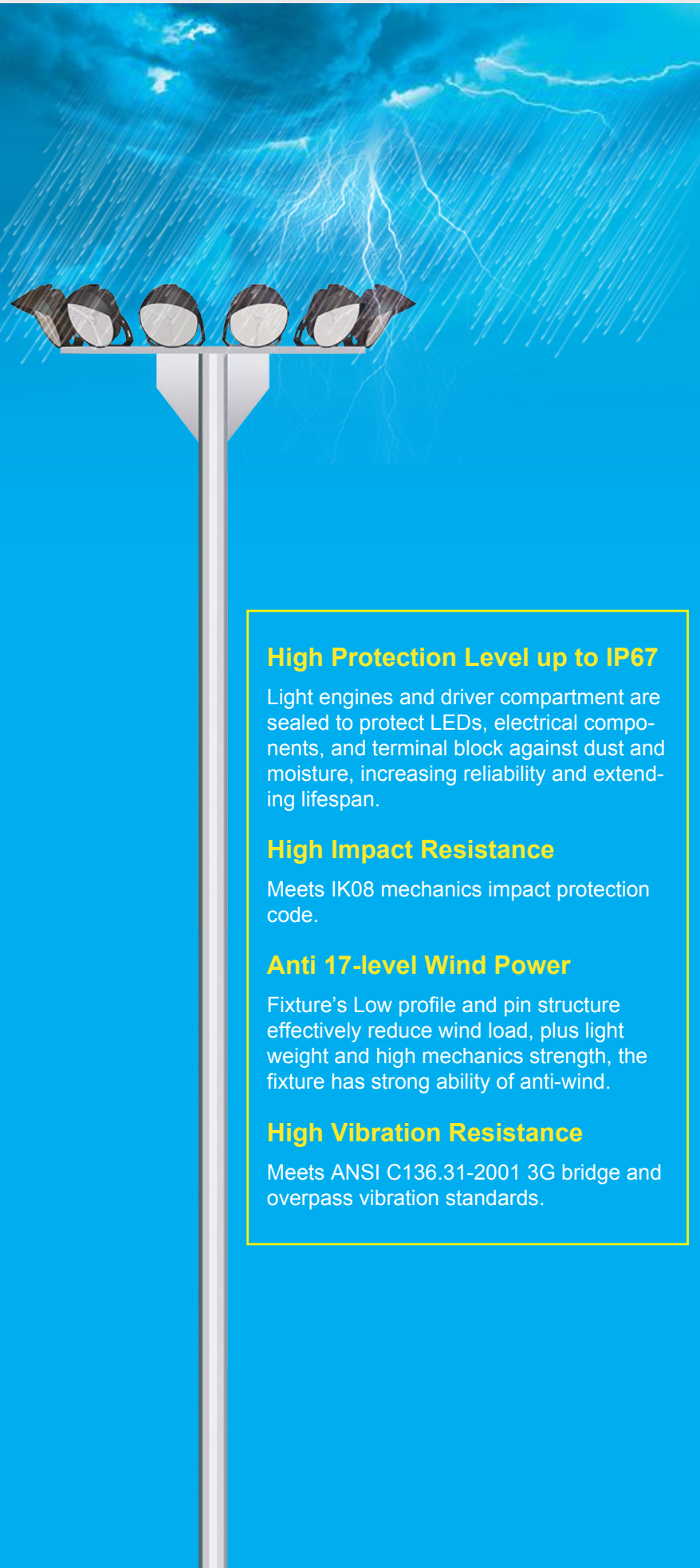
We use A1070 pure Aluminum, with 223 w/m.k thermal conductivity (VS. Typical ADC12 Aluminum with only 98 w/m.k)



Slim and Lightweight

Optimized engineered design, slim and lightweight, no clunky components, significantly reducing shipping and labor, and safer to use on your existing infrastructure.





High Protection Level up to IP67

Light engines and driver compartment are sealed to protect LEDs, electrical components, and terminal block against dust and moisture, increasing reliability and extending lifespan.

High Impact Resistance

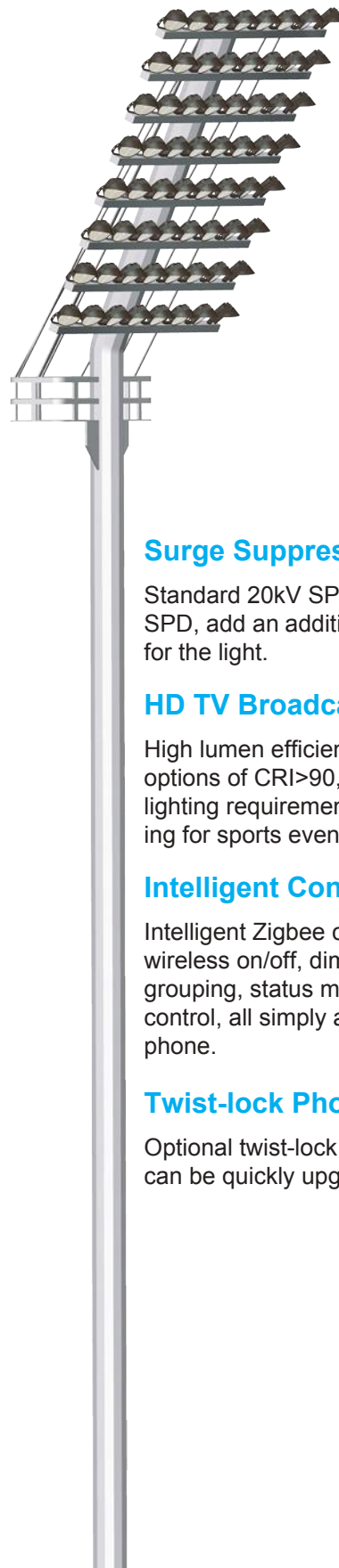
Meets IK08 mechanics impact protection code.

Anti 17-level Wind Power

Fixture's Low profile and pin structure effectively reduce wind load, plus light weight and high mechanics strength, the fixture has strong ability of anti-wind.

High Vibration Resistance

Meets ANSI C136.31-2001 3G bridge and overpass vibration standards.



Surge Suppression Protection

Standard 20kV SPD and optional 40kV SPD, add an additional layer of protection for the light.

HD TV Broadcasting

High lumen efficiency, flicker free, and options of CRI>90, TLCI>90, meeting the lighting requirements of HD TV broadcasting for sports events.

Intelligent Control

Intelligent Zigbee controller, supports wireless on/off, dimming, color turning, grouping, status monitoring, remote control, all simply and easily via smart-phone.

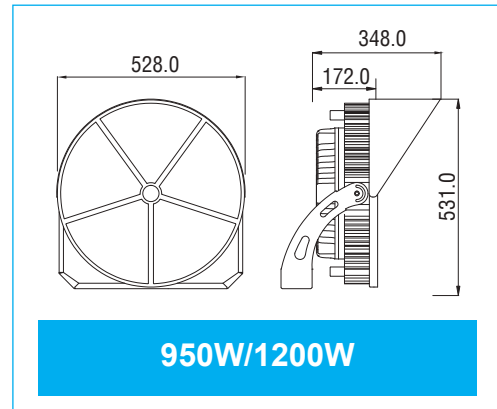
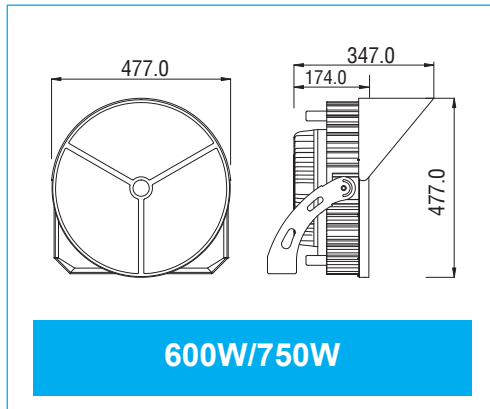
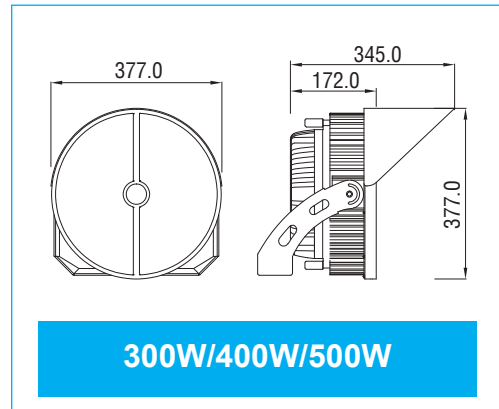
Twist-lock Photocontrol

Optional twist-lock photocell at the back, can be quickly upgraded in the future.

Specifications

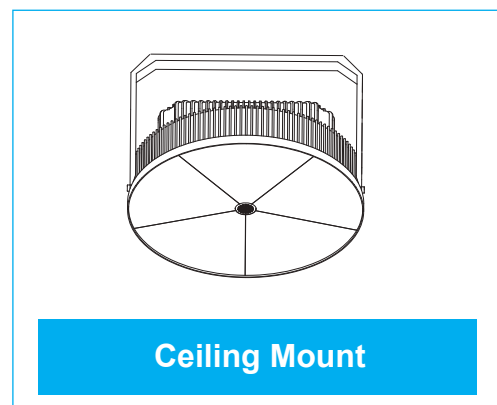
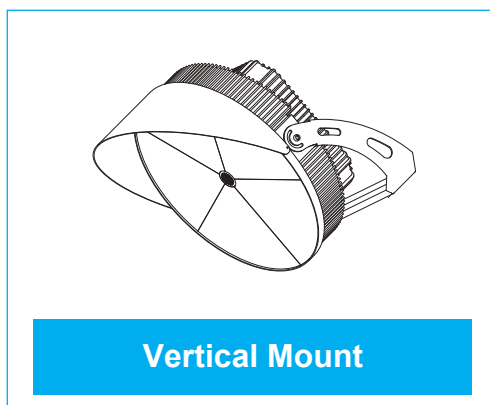
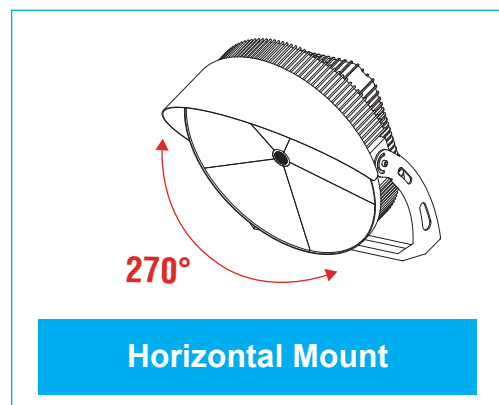
Model NO.	3H300XXX2XXX	3H400XXX2XXX	3H500XXX2XXX	3H600XXX2XXX	3H750XXX2XXX	3H950XXX2XXX	3H1200XXX2XXX
Power	300W	400W	500W	600W	750W	950W	1200W
Luminous Flux	38,486 lm	50,520 lm	56,614 lm	76,819 lm	84,374 lm	115,344 lm	134,087 lm
Input Voltage	100-277V/347-480V	100-277V/347-480V	100-277V/347-480V	100-277V/347-480V	100-277V/347-480V	100-277V/347-480V	100-277V/347-480V
Gross Weight	13.7kgs / 30.2 lbs	14kgs / 30.9 lbs	14.1 kgs / 31.1 lbs	19.4 kgs / 42.8 lbs	19.5 kgs / 43 lbs	27 kgs / 59.5 lbs	28 kgs / 61.7 lbs
Power Factor	>0.95	>0.95	>0.95	>0.95	>0.95	>0.95	>0.95
CRI	≥70Ra, or ≥90Ra	≥70Ra, or ≥90Ra	≥70Ra, or ≥90Ra	≥70Ra, or ≥90Ra	≥70Ra, or ≥90Ra	≥70Ra, or ≥90Ra	≥70Ra, or ≥90Ra
Driver Brand	Meanwell						
Light Distribution	20°*20°, 30°*30°, 40°*40°, 60°*60°, 90°*90°, 120°*120°, 60°*120°, Type III, Type V						
Color Temp.	3000K/4000K/5000K/5700K/6500K (others available)						
Dimming Options	0-10V dimming / Zigbee wireless dimming available						
Zigbee Control	On/off, dimming, color turning, grouping, status monitoring, remote control etc (via APP).						
Photocontrol	Twist-lock photocell available						
SPD	20kV SPD standard (40kV optional)						
IP Rating	IP67						
Operating Temp.	-40°C- 40°C / -40°F - 104°F						
Lifespan	>100,000 Hrs (L70 @ 25°C)						
Warranty	7-year warranty for 100-277V version, 5-year warranty for 347-480V version						
Certificates	UL/CB/CE/ENEC/ROHS/PSE/RCM/SAA/EAC/KC/BIS/Inmetro/TISI/NOM/SASO COC (pending)						

Dimension Drawing (Unit: mm)



Easy Installation

Mounting angle adjustable up to 270°. Suitable for vertical mount / horizontal mount to pole devices, and ceiling mount.



Also Available With Glass Lens



Ordering Information

Example: 3H500L50B61DZ

Product Series	Wattage	Voltage	CCT	Finish	Distribution	LED brand	Options
3H=Third Generation Very High Output Fixture	300=300W 400=400W 500=500W 600=600W 750=750W 950=950W 1200=1200W	L=100-277V H=347-480V	30=3000K 40=4000K 50=5000K 57=5700K 65=6500K	B=Bronze W=White BK=Black	2=20°*20° 3=30°*30° 4=40°*40° 6=60°*60° 9=90°*120° 12=120°*120° 6R=60°*120° T3=Type III T5=Type V	1=Nichia brand 2=Osram brand 3=Seoul-semi brand 4=Philips brand 5=CREE brand	D=0-10V dimming Z=Zigbee dimming P=Photocontrol (Blank)= None

Remark: Zigbee dimming need to use 0-10V dimming driver, so letter "D" should always be added in front of letter "Z".

Application

- 1) Sports lighting applications: outdoor and indoor sports arenas and stadiums, indoor sports halls, etc.
- 2) High mast flood lighting applications: expressways merge or intersect, airport, shipping terminals, heavy-industry zones, Plazas, prison yards, etc.

