



Bid Number 50-00143152

**Purchase of Fire Fighting Hose for the
East Bank Consolidated Fire Department**

Bid Due: August 31, 2023 AT 2:00 PM

ATTENTION VENDORS!!!

Please review all pages and respond accordingly, complying with all provisions in the technical specifications and Jefferson Parish Instructions for Bidders and General Terms and Conditions. All bids must be received on the Purchasing Department's eProcurement site, www.jeffparishbids.net, by the bid due date and time. Late bids will not be accepted.

**Jefferson Parish Purchasing Department
200 Derbigny Street
General Government Building, Suite 4400
Gretna, LA 70053
Purchasing Specialist II, Mark Buttery
Email: MButtery@jeffparish.net
Phone: 504-364-2810**



JEFFERSON PARISH

DEPARTMENT OF PURCHASING

CYNTHIA LEE SHENG
PARISH PRESIDENT

RENNY SIMNO
DIRECTOR

August 24, 2023

ADDENDUM # 1

Bid Number: 50-00143152

Bid Opening Date: August 31, 2023

For: Purchase of Fire Fighting Hose for the East Bank Consolidated Fire Department

Revision:

1. Correction of Specifications for Item #3.
2. Correction of Part Numbers on bid form for Item #8 and #9

Please use the Corrected Specifications and Bid Form attached to this addendum which states "Revised Per Addendum #1".

Sincerely,



Mark Buttery
Purchasing Specialist II

<p>Bidders must acknowledge all addenda on the bid form. Bidder acknowledges receipt of this addendum on the bid form by indicating the addendum number listed above. Failure to list each addenda number on the bid form will result in bid rejection.</p>
--

This addendum is a part of the contract documents and modifies the original bidding documents and specifications. The contents of this addendum shall be included in the contract documents. Changes made by this addendum shall take precedence over the documents of earlier date.

JOSEPH S. YENNI BUILDING - 1221 ELMWOOD PARK BLVD - SUITE 404 - JEFFERSON, LA 70123 - PO BOX 10242 JEFFERSON, LA 70181-0242
OFFICE 504.364-2678

GENERAL GOVERNMENT BUILDING - 200 DERBIGNY ST - SUITE 4400 - GRETNA, LA 70053 - PO BOX 9 - GRETNA - LA 70054
OFFICE 504.364.2678

EMAIL: PURCHASING@JEFFPARISH.NET

WEBSITE: WWW.JEFFPARISH.NET

**Eastbank Consolidated Fire Department
Fire Hose Specification**

****Each Bid Specification is to be Completed by Selecting Compliance or Exception to Each Item by the Bidding Vendor and Must Be Included with your Bid Submission****

Item #1 - 4" Double Jacket Attack Hose: (110) – 100 ft lengths, (14) – 50 ft lengths, (20) – 25 ft lengths

1.0 Scope

1.1 Hose bid must meet current NFPA 1961 Standards. Hose manufactured to this specification shall be of superior quality and workmanship. The hose will withstand the usage of front-line firefighting. Lengths shall be available up to 100 feet. Due to lack of verification of adherence to NFPA 1961, the Eastbank Consolidated Fire Department will only accept hose that is manufactured, coupled, and tested in the U.S.A. The hose must be manufactured, coupled, and tested in the same facility. This allows the manufacturer to oversee the entire hose manufacturing process to assure an unmatched and reliable quality from procurement of premium quality raw materials, through twisting and weaving of yarns, liner and cover extrusion, jacket impregnation, hose assembly, curing/vulcanization, and coupling attachment process. The Manufacturer is defined for this specification as the one creating the hose by using all of these processes.

☒ **Compliance** ☐ **Exception**

1.2 The Eastbank Consolidated Fire Department will not accept hose that is purchased from one manufacturer and coupled by a second party. **(No Exception)**

☒ **Compliance**

1.3 The hose will carry a 10-year warranty on the assembly with an additional lifetime liner delamination warranty. **(No Exception)**

☒ **Compliance**

1.4 A copy of the manufacture's hose specification, testing procedure and warranty must be submitted with the formal quote. **(No Exception)**

☒ **Compliance**

1.5 A letter from the hose manufacture stating that their hose meets this specification must be submitted on company letterhead with each vendor's bid.

☒ **Compliance** ☐ **Exception**

1.6 Each vendor must submit the Manufacture, Model and inside diameter of the hose they are bidding.
(No Exception)

☒ **Compliance**

2.0 Jacket Construction

2.1 Double jacket hose manufactured to this specification shall be tightly woven with filament polyester yarn in the filler, and ring spun polyester yarn in the warp of both the inside and outside jackets. Inside jackets manufactured from 100% filament polyester do not meet this specification. The inside and outside jackets shall be manufactured with a minimum pick count of 11 picks per inch for increased strength and abrasion resistance. The inside jacket shall be manufactured using a reverse twill process to reduce friction loss. The inside jacket shall be manufactured on a circular loom in a clockwise direction and the outside jacket in a counterclockwise direction. The outer jacket shall be woven with a double tracer stripe for ease in identification and twist.

☒ **Compliance** ☐ **Exception**

3.0 Abrasion

The outer jacket must be coated with a polyurethane base impregnation and be highly abrasion resistant. Impregnated hose shall meet the current requirements of MIL-H-24606B latest edition for abrasion resistance.

☒ **Compliance** ☐ **Exception**

4.0 Lining

The rubber lining shall be a single-ply extruded tube of synthetic high tensile EPDM compounded to resist ozone. The finished form shall be free of pits or other imperfections and have a smooth finish for better flow characteristics. Polyurethane tubes, SBR and/or PVC tubes that sacrifice durability of the hose life for the sake of weight are not acceptable. The tube thickness shall be a minimum of .020". The adhesion between the tube and jacket shall meet a minimum requirement of 12 pounds on a 1 1/2" strip when tested in accordance to UL-19 standards. The minimum tensile strength requirements for the finished tube requirement shall be 1800 PSI.

☒ **Compliance** ☐ **Exception**

5.0 Colors

The color for the attack hose shall be offered in Clear (White), Red, Yellow, Blue, Green, Orange, Purple, Tan, and Black.

☒ **Compliance** ☐ **Exception**

6.0 Couplings

The couplings shall be manufactured in the USA with quick connect Storz connections. (Imported couplings will not be accepted.)

☒ Compliance ☐ Exception

7.0 Performance

7.1 The minimum burst test pressure, when tested in accordance with NFPA 1961, for 4" diameter shall be 900 PSI/62 Bar.

☒ Compliance ☐ Exception

7.2 Each vendor and or manufacturer must submit the coefficient of the hose they are bidding. The testing procedure that was used to determine the co-efficient must also be submitted by the hose manufacturer if requested. **(No Exception)**

☒ Compliance

8.0 Thermal Resistance Safety Factor:

This hose shall meet the safety factors for heat resistance without exceeding the normal fire hose weight. Thermal testing shall comply with the UL-19 Standard for lined fire hose and hose assemblies and shall have an **Underwriter's Laboratories® Certificate of Compliance** for Radiant heat test #37 and Conductive heat test #38, fourteenth edition. The test results shall be provided by the hose manufactures to hose purchaser upon request. **(No Exception)**

☒ Compliance

9.0 Standards

9.1 The fire hose manufactured to this specification shall meet and exceed all performance requirements of NFPA 1961. A valid UL/ULC Underwriters Laboratories® inspection procedure shall be in force. Service test pressure of 300 PSI shall be stenciled on the hose and shall be in accordance with current minimum requirements of NFPA 1962.

☒ Compliance ☐ Exception

9.2 If the hose that has been delivered by the manufacture & vendor fails to meet these specifications, it will be the responsibility of that manufacture / vendor to pay for all shipping costs back to the hose manufacturing facility at no cost to the Eastbank Consolidated Fire Department. **(No Exception)**

☒ Compliance

10.0 Service Capability

Hose manufacturer must have an authorized service center within **75** miles of the Eastbank Consolidated Fire Department.

☒ Compliance ☐ Exception

Item #2 – Double Jacket 2 ½” Attack Hose – (176) – 50 ft lengths

1.0 Scope:

1.1 Hose bid must meet current NFPA 1961 Standards. Hose manufactured to this specification shall be of superior quality and workmanship. The hose will withstand the **rough** usage of front line fire fighting. Lengths shall be available up to 100 feet.

☒ Compliance ☐ Exception

1.2 The hose must be manufactured, coupled, and tested in the same facility, with a 10-Year Warranty. **(No Exception)**

☒ Compliance

1.3 EBC Fire Department will only accept hose that is manufactured, tested, and coupled in the U.S.A.

☒ Compliance ☐ Exception

1.4 EBC Fire Department will not accept hose that is purchased from one manufacture and coupled by a second party. **(No Exception)**

☒ Compliance

1.5 A letter from the hose manufacture stating that their hose meets this specification must be submitted on company letterhead with each vendor's bid.

☒ Compliance ☐ Exception

1.6 A copy of the manufactures testing procedure and warranty must be submitted in writing with their formal quote. **(No Exception)**

☒ Compliance

1.7 Each vendor must submit the Manufacture, Model and inside diameter of the hose they are bidding. **(No Exception)**

☒ Compliance

2.0 Jacket Construction:

2.1 Double jacket hose manufactured to this specification shall be tightly woven with filament polyester yarn in the filler, and ring spun polyester yarn in the warp of both the inside and outside jackets.

☒ Compliance ☐ Exception

2.2 Inside jackets manufactured from 100% filament polyester do not meet this specification.

☒ Compliance ☐ Exception

2.3 The inside and outside jackets shall be manufactured with a minimum pick count of 11 picks per inch for increased strength and abrasion resistance.

☒ Compliance ☐ Exception

2.4 The inside jacket shall be manufactured using a reverse twill process to reduce friction loss.

☒ Compliance ☐ Exception

2.5 The inside jacket shall be manufactured on a circular loom in a clockwise direction and the outside jacket in a counter-clockwise direction.

☒ Compliance ☐ Exception

2.6 The outside jacket shall be woven with a double tracer stripe for ease in identification and twist.

☒ Compliance ☐ Exception

2.7 The hose must be of sufficient body and weight to meet the demands of heavy-duty firefighting usage.

☒ Compliance ☐ Exception

2.8 The outer jacket must be coated with a polyurethane base impregnation and be highly abrasion resistant. Impregnated hose shall meet the current requirements of MIL-H-24606B for abrasion resistance.

☒ Compliance ☐ Exception

3.0 Colors:

3.1 The color for the attack hose shall be offered in Blue, Red, Green, Yellow, White, Tan, Orange and Black.

☒ Compliance ☐ Exception

4.0 Lining:

4.1 The rubber lining shall be a single-ply extruded tube of synthetic high tensile EPDM compounded to resist ozone.

☒ Compliance ☐ Exception

4.2 The finished form shall be free of pits or other imperfections and have a smooth finish for better flow characteristics.

☒ **Compliance** ☐ **Exception**

4.3 Polyurethane tubes, SBR and/or PVC tubes that sacrifice durability of the hose life for the sake of weight are not acceptable.

☒ **Compliance** ☐ **Exception**

4.4 The tube thickness shall be a minimum of .020". The adhesion between the tube and jacket shall meet a minimum requirement of 12 pounds on a 1 1/2" strip when tested in accordance to UL-19 standards.

☒ **Compliance** ☐ **Exception**

4.5 Minimum tensile strength requirements for the finished tube requirement shall be 1800 PSI.

☒ **Compliance** ☐ **Exception**

5.0 Couplings:

5.1 Lightweight aluminum threaded couplings with 2 1/2" NST threads. All couplings shall be made in the USA. **(No Exception)**

☒ **Compliance**

5.2 Each vendor must submit the bowl size of the coupling that they are using on the 2 1/2" hose that they are bidding. **(No Exception)**

☒ **Compliance**

6.0 Performance:

6.1 The minimum burst test pressure, when tested in accordance to NFPA 1961, shall be 1200 PSI/82 Bar.

☒ **Compliance** ☐ **Exception**

6.2 Service test pressures stenciled on the hose shall be in accordance with current minimum requirements of NFPA 1962.

☒ **Compliance** ☐ **Exception**

6.3 A valid USA/ULC Underwriters 800 PSI/55 Bar listing shall be in force.

☒ **Compliance** ☐ **Exception**

6.4 The hose shall be resistant to most chemicals and petrol products, and resist deterioration due to exposure to UV-rays and ozone.

☒ Compliance ☐ Exception

6.5 The hose shall not be affected by rot or mildew.

☒ Compliance ☐ Exception

7.0 Standards:

7.1 The fire hose manufactured to this specification shall meet and exceed all performance requirements of NFPA 1961 and Underwriter's Laboratories.

☒ Compliance ☐ Exception

7.2 A valid USA/ULC Underwriters inspection procedure shall be in force.

☒ Compliance ☐ Exception

8.0 Note: If the hose that has been delivered by the manufacture & vendor fails to meet these specifications, it will be the responsibility of that manufacture / vendor to pay for all shipping costs back to the hose manufacturing facility at no cost to the EBC Fire Department. **(No Exception)**

☒ Compliance

Item #3 – Double Jacket 1 3/4" Sniper Attack Hose – (152) – 50 ft lengths

1.0 Scope -

1.1 Hose bid must meet current NFPA 1961 Standards. Hose manufactured to this specification shall be of *superior quality and workmanship*. The hose will withstand the rough usage of aggressive front-line firefighting. Lengths available up to 75 feet.

☒ Compliance ☐ Exception

1.2 Due to lack of verification of adherence to NFPA 1961, the Fire Department will only accept hose that is manufactured, coupled, and tested in the U.S.A.

☒ Compliance ☐ Exception

1.3 The hose must be manufactured, coupled, and tested in the same facility. This allows the manufacturer to oversee the entire hose manufacturing process to assure an unmatched and reliable quality from procurement of premium quality raw materials, through twisting and weaving of yarns, jacket impregnation, hose assembly, curing/vulcanization, and coupling attachment process.

The Manufacturer is defined for this specification as the one creating the hose by using all of these processes.

☒ Compliance

☐ Exception

1.4 Fire Department will not accept hose that is purchased from one manufacture and coupled by a second party. **(No Exception)**

☒ Compliance

1.5 The hose will carry a 10-year warranty, plus a 1-year all hazards warranty. **(No Exception)**

☒ Compliance

1.6 A copy of the manufactures hose specification, testing procedure and warranty must be submitted with the formal quote. **(No Exception)**

☒ Compliance

1.7 Each vendor must submit the Manufacturer, Model and Inside Diameter of the hose they are bidding. **(No Exception)**

☒ Compliance

1.8 A letter from the hose manufacturer stating that their hose meets this specification must be submitted on company letterhead with each vendor's bid.

☒ Compliance

☐ Exception

1.9 The finished inside diameter of the 1 3/4" hose shall be 1.78" plus or minus 1.2% when measured according to UL-19 standards.

☒ Compliance

☐ Exception

1.10 The coupled length for the hose shall be 50-ft. There will be an allowance of length variance per current NFPA 1961 standard of +4% to -2% of desired length of each coupled section.

☒ Compliance

☐ Exception

2.0 Jacket Construction -

2.1 Hose is to be designed specifically for aggressive fire attack operations. The outer jacket is woven from ring spun staple polyester yarns over an inner liner consisting of a one-piece extruded through-the-weave nitrile/PVC tube. Color or clear-coat abrasion resistant process as a standard on the outer jacket.

☒ Compliance

☐ Exception

2.2 The woven outside jacket shall be manufactured with a minimum pick count of 10 picks-per-inch for increased strength and abrasion resistance.

☒ Compliance

☐ Exception

3.0 Inner Liner Properties -

3.1 When the hose is tested in accordance with NFPA 1961, the liner or cover shall have the following properties:

3.1.1 Ultimate Tensile Strength: Shall not be less than 1200 PSI

☒ Compliance

☐ Exception

3.1.2 Ultimate Elongation: shall not be less than 400%

☒ Compliance

☐ Exception

3.1.3 Accelerated Aging Test: Shall meet requirements of UL-19 for accelerated aging.

☒ Compliance

☐ Exception

3.1.4 Adhesion: Adhesion between reinforcement and liner shall be a minimum of 20 pounds.

☒ Compliance

☐ Exception

3.1.5 Ozone Resistance: Liner shall show no signs of visible cracking of the cover or liner when tested in accordance with ASTM D1149-91 and ASTM D518-86 (R91), Procedure B.

☒ Compliance

☐ Exception

3.1.6 Chemical Resistance: Liner exposure to seawater and contamination by most chemicals shall have no effect on the short or long-term performance of the hose.

☒ Compliance

☐ Exception

3.1.7 Weight: The hose must be of sufficient body and weight to meet the demands of heavy-duty firefighting usage. The 1 ¾" hose shall weigh a minimum of .40 lbs. per foot and a maximum of .45 lbs. per ft., uncoupled.

☒ Compliance

☐ Exception

4.0 Color -

4.1 The outer jacket must be treated with a force-applied, polyurethane-based impregnation and be highly abrasion resistant. Impregnated hose shall meet the current requirements of MIL-H-24606B for abrasion resistance. The hose must also be available in the following colors: Red, Yellow, Green, Blue, Tan, Orange, Purple, Black and White with four stripes of color-set yarn woven into the outer jacket.

☒ Compliance

☐ Exception

5.0 Couplings -

5.1 Hose assembly shall be coupled with lightweight aluminum threaded couplings with 1 ½" NST threads. All couplings shall be made in the USA. **(No Exceptions)**

☒ Compliance

5.2 Lightweight aluminum couplings shall have a bowl size of 2.125".
(No Exception)

☒ Compliance

6.0 Performance -

6.1 The service test pressure of hose made to this specification shall be 500 PSI. The proof test pressure shall be 1000 PSI. The burst test pressure of a 3ft. sample, when tested in accordance with NFPA 1961, shall be at least 1500 PSI. At 600 PSI pressure, a 50 ft. hose shall not elongate more than 30 inches. The twist of the hose shall not exceed 2 right hand turns per 50 ft. nor shall it rise up from the test surface. The hose must resist kinking and be flexible at temperatures as low as -35F°.

☒ Compliance

☐ Exception

6.2 The hose shall be resistant to most chemicals and petroleum products, and resist deterioration due to exposure to UV-rays and ozone.

☒ Compliance

☐ Exception

6.3 The hose shall not be affected by rot or mildew.

☒ Compliance

☐ Exception

6.4 A letter from the hose manufacture stating the current co-efficient for their 1 3/4" hose must be submitted on company letterhead with each vendor's bid. The testing procedure that was used to determine the co-efficient and all relevant documentation must also be submitted by the manufacture of the hose.
(No Exception)

☒ Compliance

6.5 The following friction loss guidelines will be strictly adhered to in this specification:

6.5.1 - 145 G.P.M. NO MORE THAN 23 LBS. PER 100' COUPLED

6.5.2 - 160 G.P.M. NO MORE THAN 29 LBS. PER 100' COUPLED

6.5.3 - 175 G.P.M. NO MORE THAN 35 LBS. PER 100' COUPLED

☒ Compliance

☐ Exception

6.6 Abrasion Resistance: A direct relationship to the safe performance of the fire hose, the UL abrasion test most closely resembles the fire ground use of fire hose and as such, is considered of prime importance. The hose shall pass a burst test after 500 cycles on a reciprocating abrasion tester as specified in UL Standard 19.

☒ Compliance

☐ Exception

6.7 Cold Resistance: Hose shall be capable of safe use down to –50 degrees F. The hose shall have no apparent damage to cover reinforcement or lining when subjected to the following cold flexibility test: A 50 ft. length of dry hose is coiled and placed in a cold box at –50 degrees for 24 hours. Immediately upon removal from the cold box the hose will be uncoiled and laid out by one operator.

☒ Compliance

☐ Exception

6.8 Water absorption: The tendency for a hose to absorb water while in a wet environment can create significant handling difficulties. When tested against the procedure listed in MIL-H-24606 B, the maximum weight gain shall not exceed 3 lbs. per 50-foot length.

☒ Compliance

☐ Exception

7.0 Standards:

7.1 The fire hose manufactured to this specification shall meet and exceed all performance requirements of NFPA 1961 and MIL-H-24606B.

☒ Compliance

☐ Exception

7.2 If the hose that has been delivered by the manufacture & vendor fails to meet these specifications, it will be the responsibility of that manufacture / vendor to pay for all shipping costs back to the hose manufacturing facility at no cost to the Eastbank Consolidated Fire Department. **(No Exceptions)**

☒ Compliance

8.0 Service Capability -

8.1 Hose manufacturer must have an authorized service center within 75 miles of the Eastbank Consolidated Fire Department.

☒ Compliance

☐ Exception

Item #4 – Rubber Covered 1 3/4" Attack Hose – (28) – 50 ft lengths and (14) – 10 ft Lengths

1.0 Scope

1.1 Hose bid must meet current NFPA 1961 Standards. Hose manufactured to this specification shall be of superior quality and workmanship. The hose will withstand the usage of front-line firefighting. Lengths shall be available up to 100 feet. Due to lack of verification of adherence to NFPA 1961, the Fire Department will only accept hose that is coupled and tested in the U.S.A. Hose furnished under these specifications will have a potential service life and warranty of 10 years, barring mistreatment that would render it unfit for service. Upon delivery the hose shall be free from defects in workmanship and materials. A letter from the hose manufacture stating that their hose meets this specification must be submitted on company letterhead with each vendor's bid.

☒ Compliance

☐ Exception

1.2 A copy of the manufacturer's testing procedure and warranty must be submitted with the formal quote.
(No Exception)

☒ **Compliance**

1.3 Each vendor must submit the Manufacture, Model and inside diameter of the hose they are bidding.
(No Exception)

☒ **Compliance**

2.0 Hose Construction

Hose shall be made from 100% high tenacity synthetic polyester yarn, circularly woven and completely protected by a through-the-weave extruded PVC/Nitrile rubber, forming a single homogeneous construction without the use of glues or adhesives of any type. This hose features a raised thick rib construction to aid abrasion resistance.

☒ **Compliance**

☐ **Exception**

3.0 Abrasion

Hose shall withstand 10,000 cycles on the Taber Abrasion Machine (H-22 Wheel: 0.5 kg), without exposing the liner. Key Hose, on request, will supply written certification that hose being provided meets a minimum 10,000 cycles.

☒ **Compliance**

☐ **Exception**

4.0 Chemical Resistance

Exposure to sea water and contamination by most chemical substances, hydrocarbons, oils, alkalis, acids, and greases must have no effect on the short- or long-term performance of the hose.

☒ **Compliance**

☐ **Exception**

5.0 Lining

Ultimate Tensile Strength – Tensile strength of the lining and cover shall not be less than 1200 psi.

Ultimate Elongation – 400% minimum

Accelerated Aging Test – The tensile strength and ultimate elongation of the vulcanized rubber compound which has been subjected to the action of oxygen at a pressure of 300 psi (± 10 psi) and a temperature of 158° F (± 18 ° F) for a period of 96 hours shall retain 60% of its originally stated properties.

☒ **Compliance**

☐ **Exception**

6.0 Couplings

As required by the purchaser, couplings must be expansion ring threaded. Couplings must be manufactured in North America.

☒ **Compliance**

☐ **Exception**

7.0 Performance

The minimum burst test pressure, when tested in accordance with NFPA 1961, for rubber covered attack hose shall be 900 PSI. Service test pressure of 300 shall be stenciled on the hose and shall be in accordance with current minimum requirements of NFPA 1962.

☒ Compliance ☐ Exception

8.0 Thermal Resistance Safety Factor:

This hose shall meet the safety factors for heat resistance without exceeding the normal fire hose weight. Thermal testing shall comply with the UL-19 Standard for lined fire hose and hose assemblies and shall have an **Underwriter's Laboratories® Certificate of Compliance** for Radiant heat test #37 and Conductive heat test #38, fourteenth edition. The test results shall be provided by the hose manufactures to hose purchaser upon request. **(No Exception)**

☒ Compliance

9.0 Standards

9.1 The fire hose manufactured to this specification shall meet and exceed all performance requirements of NFPA 1961 and Underwriters Laboratories® Standards. A valid UL/ULC Underwriters Laboratories® inspection procedure shall be in force.

☒ Compliance ☐ Exception

9.2 If the hose that has been delivered by the manufacture & vendor fails to meet these specifications, it will be the responsibility of that manufacture / vendor to pay for all shipping costs back to the hose manufacturing facility at no cost to the city of or Fire Department. **(No Exception)**

☒ Compliance

10.0 Colors

The colors shall be offered in Red, and Yellow. Other colors are available upon special request.

☒ Compliance ☐ Exception

11.0 Service Capability

Hose manufacturer must have an authorized service center within 75 miles of EBC Fire Department.

☒ Compliance ☐ Exception

All Public Work Projects are required to use the Louisiana Uniform Public Work Bid Form

All prices must be held firm unless an escalation provision is requested in this bid. Jefferson Parish will allow one escalation during the term of the contract, which may not exceed the U.S. Bureau of Labor Statistics National Index for all Urban Consumers, unadjusted 12 month figure. The most recently published figure issued at the time an adjustment is requested will be used. A request must be made in writing by the vendor, and the escalation will only be applied to purchases made after the request is made.

Are you requesting an escalation provision?

YES X NO _____MAXIMUM ESCALATION PERCENTAGE REQUESTED 8.0 %INITIAL BID PRICES WILL REMAIN FIRM THROUGH THE DATE OF October 15, 2023.

For the purposes of comparison of bids when an escalation provision is requested, Jefferson Parish will apply the maximum escalation percentage quoted by the bidder to the period to which it is applied in the bid. The initial price and the escalation will be used to calculate the total bid price. It will be assumed, for comparison of prices only, that an equal amount of material or labor is purchased each month throughout the entire contract.

DELIVERY: FOB JEFFERSON PARISHINDICATE DELIVERY DATE ON EQUIPMENT AND SUPPLIES variesLOUISIANA CONTRACTOR'S LICENSE NO.: (if applicable) N/A**THIS SECTION MUST BE COMPLETED BY BIDDER:**FIRM NAME: Siddons Martin Emergency Group, LLCADDRESS: 3200 Westbank Expressway, Ste. ACITY, STATE: Harvey, LA ZIP: 70058TELEPHONE: (281) 606-4933 FAX: (281) 858-2378EMAIL ADDRESS: legal@siddons-martin.com

In the event that addenda are issued with this bid, bidders MUST acknowledge all addenda on the bid form. Bidder must acknowledge receipt of an addendum on the bid form by placing the addendum number as indicated. Failure to acknowledge any addendum on the bid form will result in bid rejection.

Acknowledge Receipt of Addenda: NUMBER: 1

NUMBER: _____

NUMBER: _____

NUMBER: _____

TOTAL PRICE OF ALL BID ITEMS: \$ 165,557.62AUTHORIZED SIGNATURE: Kathryn Williams

Printed Name

TITLE: Vice President

SIGNING INDICATES YOU HAVE READ AND COMPLY WITH THE INSTRUCTIONS AND CONDITIONS.

NOTE: All bids should be returned with the BID NUMBER and BID OPENING DATE indicated on the outside of the envelope submitted to the Purchasing Department.

REVISED PER ADDENDUM #1

DATE: 8/16/2023

Page 7

INVITATION TO BID FROM JEFFERSON PARISH - continued

BID NO.: 50-00143152

SEALED BID

ITEM NUMBER	QUANTITY	U/M	DESCRIPTION OF ARTICLES	UNIT PRICE QUOTED	TOTALS
			Purchase of Fire Fighting Hose for the East Bank Consolidated Fire Department		
1	28.00	EA	0001 KEY, 1.75" X 50' DURA FLOW, RUBBER COVERED ATTACK HOSE, RED PART #RC17-600-RED	\$ 188.93	\$ 5,290.04
2	14.00	EA	0002 KEY, 1.75" X 10' DURA FLOW, RUBBER COVERED ATTACK HOSE, RED PART #RC17-600-RED	\$ 114.13	\$ 1,597.82
3	110.00	EA	0003 KEY, 4" X 100' HY FLOW, LIGHTWEIGHT DJ RUBBER-LINED ATTACK HOSE, YELLOW PART #DP-40-600-YELLOW	\$ 671.28	\$ 73,840.80
4	14.00	EA	0004 KEY, 4" X 50' HY FLOW, LIGHTWEIGHT DJ RUBBER-LINED ATTACK HOSE, YELLOW PART #DP-40-600-YELLOW	\$ 456.78	\$ 6,394.92
5	20.00	EA	0005 KEY, 4" X 25' HY FLOW, LIGHTWEIGHT DJ RUBBER-LINED ATTACK HOSE, YELLOW PART #DP-40-600-YELLOW	\$ 349.53	\$ 6,990.60
6	88.00	EA	0006 KEY, 2.5" X 50', ECO-10 LIGHTWEIGHT DJ RUBBER-LINED ATTACK HOSE, YELLOW PART #DP25-800-ECO-YELLOW	\$ 197.73	\$ 17,400.24
7	88.00	EA	0007 KEY, 2.5" X 50', ECO-10 LIGHTWEIGHT DJ RUBBER-LINED ATTACK HOSE, WHITE PART #DP25-800-ECO-WHITE	\$ 197.73	\$ 17,400.24
8	76.00	EA	0008 KEY, 1.75" X 50' COMBAT SNIPER ATTACK HOSE DJ THROUGH THE WEAVE HOSE, YELLOW PART #DP17-100S-YELLOW	\$ 241.73	\$ 18,371.48
9	76.00	EA	0009 KEY, 1.75" X 50' COMBAT SNIPER ATTACK HOSE DJ THROUGH THE WEAVE HOSE, WHITE PART #DP17-100S-WHITE	\$ 241.73	\$ 18,371.48

**UNANIMOUS WRITTEN CONSENT
OF THE SOLE MEMBER
OF SIDDONS MARTIN EMERGENCY GROUP, LLC**

The undersigned, being the sole member (the “Member”) of Siddons Martin Emergency Group, LLC, a Texas limited liability company (the “Company”), does hereby consent in writing pursuant to Texas Business Organizations Code, Section 101.359, to the adoption of the following resolutions and direct that they shall, in all respects, be deemed valid corporate actions as though such resolutions had been adopted at a formal meeting of the Member held this day.

WHEREAS, Siddons Martin Holding, Inc. (“Holding”) is the sole member of Siddons Martin Emergency Group, LLC;

WHEREAS, Holding, as sole member of SMEG, has exclusive and complete authority to manage the operations and affairs of SMEG, and to make all decisions regarding the business of SMEG;

NOW, THEREFORE, BE IT RESOLVED, that the undersigned Member hereby appoints the following persons to act on behalf of the Company, as its representatives, in all business transactions conducted by the Company:

Patrick Siddons – President - Sales
Leon Martin, Jr. – President - Service
Jeffrey W. Keiser – Executive Vice President
Troy Harrison – Vice President - Service
Kirk Givler – Vice President - Sales
Kathryn Williams – Vice President & Secretary
Jason Thomas – Controller


Each individual named above has the authority to bind the Company directly through the execution of any and all agreements necessary for the Company to conduct business or bind itself to the performance of obligations necessary to carry out the business of the Company.

FURTHER RESOLVED, that the Secretary is hereby instructed to place a copy of this Unanimous Written Consent in the record book of the Company;

IN WITNESS WHEREOF, the undersigned have executed this Unanimous Written Consent of the Sole Member as of March 16, 2021.

MEMBER:

SIDDONS MARTIN HOLDING, INC.



Jeffrey W. Keiser, Vice President of
Siddons Martin Holding, Inc.

Non-Public Works Bid

AFFIDAVIT

STATE OF Texas

PARISH/COUNTY OF Harris

BEFORE ME, the undersigned authority, personally came and appeared: _____
Kathryn Williams, (Affiant) who after being by me duly sworn, deposed and said that
he/she is the fully authorized Vice President of Siddons Martin
Emergency Group, LLC (Entity),
the party who submitted a bid in response to Bid Number 50-00143152, to the Parish of
Jefferson.

Affiant further said:

Campaign Contribution Disclosures

(Choose A or B, if option A is indicated please include the required attachment):

Choice A _____ Attached hereto is a list of all campaign contributions, including the date and amount of each contribution, made to current or former elected officials of the Parish of Jefferson by Entity, Affiant, and/or officers, directors and owners, including employees, owning 25% or more of the Entity during the two-year period immediately preceding the date of this affidavit or the current term of the elected official, whichever is greater. Further, Entity, Affiant, and/or Entity Owners have not made any contributions to or in support of current or former members of the Jefferson Parish Council or the Jefferson Parish President through or in the name of another person or legal entity, either directly or indirectly.

Choice B X there are **NO** campaign contributions made which would require disclosure under Choice A of this section.

Debt Disclosures

(Choose A or B, if option A is indicated please include the required attachment):

Choice A _____ Attached hereto is a list of all debts owed by the affiant to any elected or appointed official of the Parish of Jefferson, and any and all debts owed by any elected or appointed official of the Parish to the Affiant.

Choice B X There are **NO** debts which would require disclosure under Choice A of this section.

Affiant further said:

That Affiant has employed no person, corporation, firm, association, or other organization, either directly or indirectly, to secure the public contract under which he received payment, other than persons regularly employed by the Affiant whose services in connection with the construction, alteration or demolition of the public building or project or in securing the public contract were in the regular course of their duties for Affiant; and

[The remainder of this page is intentionally left blank.]


That no part of the contract price received by Affiant was paid or will be paid to any person, corporation, firm, association, or other organization for soliciting the contract, other than the payment of their normal compensation to persons regularly employed by the Affiant whose services in connection with the construction, alteration or demolition of the public building or project were in the regular course of their duties for Affiant.

Kathryn Williams
Signature of Affiant

Kathryn Williams
Printed Name of Affiant

SWORN AND SUBSCRIBED TO BEFORE ME
ON THE 29th DAY OF August, 2023.

Landon Mendez
Notary Public
Landon Mendez
Printed Name of Notary
132853232
Notary/Bar Roll Number



My commission expires 1/6/25.






Revised Bid

Final Audit Report

2023-08-29

Created:	2023-08-29
By:	Landon Mendez (lmendez@siddons-martin.com)
Status:	Signed
Transaction ID:	CBJCHBCAABAAT7hSIKRsiEWM07H0Oc9CmlAf9YenV56J

"Revised Bid" History

-  Document created by Landon Mendez (lmendez@siddons-martin.com)
2023-08-29 - 8:41:02 PM GMT- IP address: 12.190.209.19
-  Document emailed to Kathryn Williams (kwilliams@siddons-martin.com) for signature
2023-08-29 - 8:41:42 PM GMT
-  Email viewed by Kathryn Williams (kwilliams@siddons-martin.com)
2023-08-29 - 8:44:07 PM GMT- IP address: 104.47.73.254
-  Document e-signed by Kathryn Williams (kwilliams@siddons-martin.com)
Signature Date: 2023-08-29 - 8:44:47 PM GMT - Time Source: server- IP address: 12.190.209.19
-  Agreement completed.
2023-08-29 - 8:44:47 PM GMT