

**2901-2873, 2901-2874****Adjustable Motor, Adjustable Sensor-Operated Warm Air Hand Dryer**
☒ Recommended for very high traffic areas.

☐ **Standard Model 2901-287300 (steel-white epoxy)**
Bradex®
☐ **Standard Model 2901-287400 (stainless steel-satin**
finish) Bradex®

Product Materials

2901-2873 COVER: 1/16" (1.5mm) thick one-piece steel; white epoxy finish.

2901-2874 COVER: 1/16" (1.5mm) thick one-piece stainless steel; satin finish.

Cover fixed to the base plate with two vandal-proof lock screws and lock with special key wrench.

ADJUSTABLE MOTOR: high pressure universal brush, fully adjustable (18,000-26,000 RPM) potentiometer, class A. 60 second vandal thermal cut-off.

HEATING ELEMENT: 250 Watt waved wire Ni-Cr heating element that incorporates a self-resettable thermal cut-off at 180°F after 60 seconds of continuous use.

ADJUSTABLE SENSOR OPERATION: electronic infrared detection sensor with fully adjustable (2"-8") potentiometer. Includes polycarbonate viewing windows. Automatic shut-off after 60 seconds.

BASE PLATE: fire resistant UL V0 plastic base, with four Ø 7/32" (6 mm) holes for wall mounting. Includes silent blocking to dampen mechanical vibrations.

Installation

Verify all rough-in dimensions prior to installation. Hand dryers require a dedicated circuit and must be properly grounded. GFI Circuit protection is recommended. One side of dryer should be mounted to a stud.

Operation

Place hands 3"-6" below nozzle to activate air flow. Dryer will stop two seconds after hands are removed from air flow.



Guide Specification

Surface-mounted hand dryer shall have a one-piece steel with a white epoxy finish (2901-2873) or stainless steel cover with satin finish (2901-2874). Hand dryer shall include a fire resistant UL V0 plastic base, fully adjustable (2" - 8") infrared sensor potentiometer and fully adjustable (18,000 - 26,000 RPM) universal type motor. Dryer shall operate at 68 - 75 dB while delivering 68 - 180 CFM of air at 107°F and 11,800 - 18,000 LFM velocity during user-controlled drying cycle. Dryer shall have a total power of 450 to 1,300 watts with a consumption of 6.4 to 10 amps (120 V) and 2.0 to 5.6 amps (220 V).

Overall dimensions: 13"H x 8 3/8"W x 6 1/16"D (330mm x 213mm x 170mm).
Weight: 10.4 lb (4.72 kg)

Description	Part Number
Recess Kit	P10-750

Product Specifications

Voltage:	100-120 V, 208 V, 220-240 V	Consumption:	6.4-10 amps (120 V) 2.0 to 5.6 amps (220V)
Motor:	400 - 1050 W	RPM:	18,000 - 26,000
Effective airflow:	68 - 108 CFM	Heating element:	50 - 250 W
Noise level at 79":	68 - 75 dB	Nominal airflow:	76 - 116 CFM
Frequency:	50/60 Hz	Airspeed:	11,800 - 18,000 LFM
Temperature at 4" distance:	107°F	Insulation:	Grounding required
Drying time:	12-15 seconds	Certificates:	UL 499 / CSA C22.2
Protection level:	IP23 Splash Protection	Mounting:	Surface-mounted: not ADA compliant Recessed (with recess kit*): ADA compliant

*Recess kit sold separate

 Orders composed of products indicated as **Bradex®** will be available to ship in three days after receipt of order at the factory. There is no pricing penalty for this service from Bradley.

 Page 1 of 2
 This information is subject to change without notice.
 Bradley_HandDryer_2901-2873_2874

1/6/2014

 © 2014 Bradley
 P.O. Box 309, Menomonee Falls, WI 53052-0309
 800 BRADLEY (800 272 3539) +1 262 251 6000
bradleycorp.com

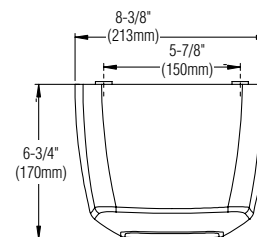
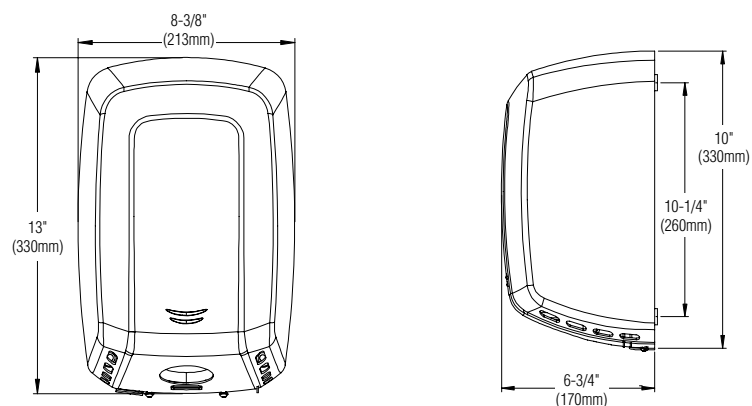


2901-2873, 2901-2874

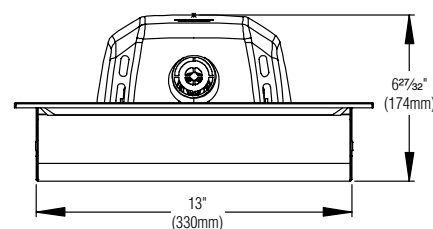
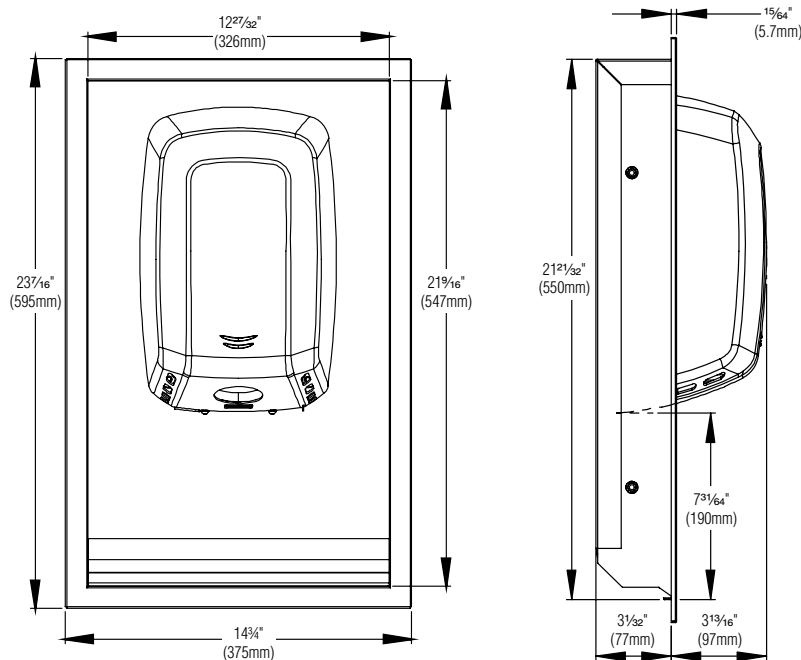
Adjustable Motor, Adjustable Sensor-Operated Warm Air Hand Dryer

Dimensions

Surface Mounted



Recess Mounted*



*Recess kit sold separate

Orders composed of products indicated as **Bradex®** will be available to ship in three days after receipt of order at the factory. There is no pricing penalty for this service from Bradley.

Page 2 of 2 1/6/2014
This information is subject to change without notice.
Bradley_HandDryer_2901-2873_2874

© 2014 Bradley
P.O. Box 309, Menomonee Falls, WI 53052-0309
800 BRADLEY (800 272 3539) +1 262 251 6000
bradleycorp.com