



Three Phase Cast Iron

NEMA

MOTOR MODEL:	GR3-CI-TF-215T-4-B-D-10
FACTORY TYPE:	TXC

Premium NEMA Cast Iron, TEFC

ELECTRICAL DATA		
	60 Hz	50 Hz
Horsepower	10.0	10.0
Speed, RPM	1750	1445
Voltage	230/460	190/380
# Phase	3	
Full Load Amps	24/12	30/15
Power Factor	0.84	-
Nominal Efficiency	91.7	87.5
Service Factor	1.25	1.0
KVA Code	L	H
FL Amps. @ 208 V	26.5385	-
LRC @ 60Hz HV	124.279	-
Start Capacitor	-	
Start Capacitor V	-	
Run Capacitor	-	
Run Capacitor V	-	
Number of Leads	9	
Connection	YY/Y	
Coil Resistance	-	
Date Code	-	
Load	Efficiency %	P.F.
50%	-	-
75%	-	-
100%	-	-
FULL LOAD TEMPERATURE RISE		
FL Temp Rise °C	-	-
3D Image Link		
GR3-CI-TF-215T-4-B-D-10		

GENERAL DATA		
Frame Size	215T	
Frame Enclosure	TEFC	
Mounting	Rigid	
Insulation Class	F	
Duty	Cont. / S1	
NEMA Design	A	
Frame Material	Cast Iron	
Ingress Protection	55	
Tropicalization	true	
Cable Entry	1-NPT 1"	
Feet Removable	true	
Double Drilled	-	
Paint Color	Graphite Gray	
Paint RAL	7024	
Weight lb	181.913	
MECHANICAL DATA		
DE Bearing	6308ZZ	
NDE Bearing	6308ZZ	
dB No-Load	-	
Rotor Wk², Lb-Ft²	-	
Comp Ring (wavey washer)	NDE	
TORQUE VALUES	Torque lb-ft	% FLT
Locked Rotor Torque	82.5288	274.0
Pull-Up Torque	60.24	200.0
Breakdown Torque	115.36	383.0
Full Load Torque	30.12	100.0
SITE CONDITIONS		
Ambient Temp °C	40	
Altitude Above Sea Level m	1000	

*This report valid for above Date Code and newer models, please contact Techtop for more info.



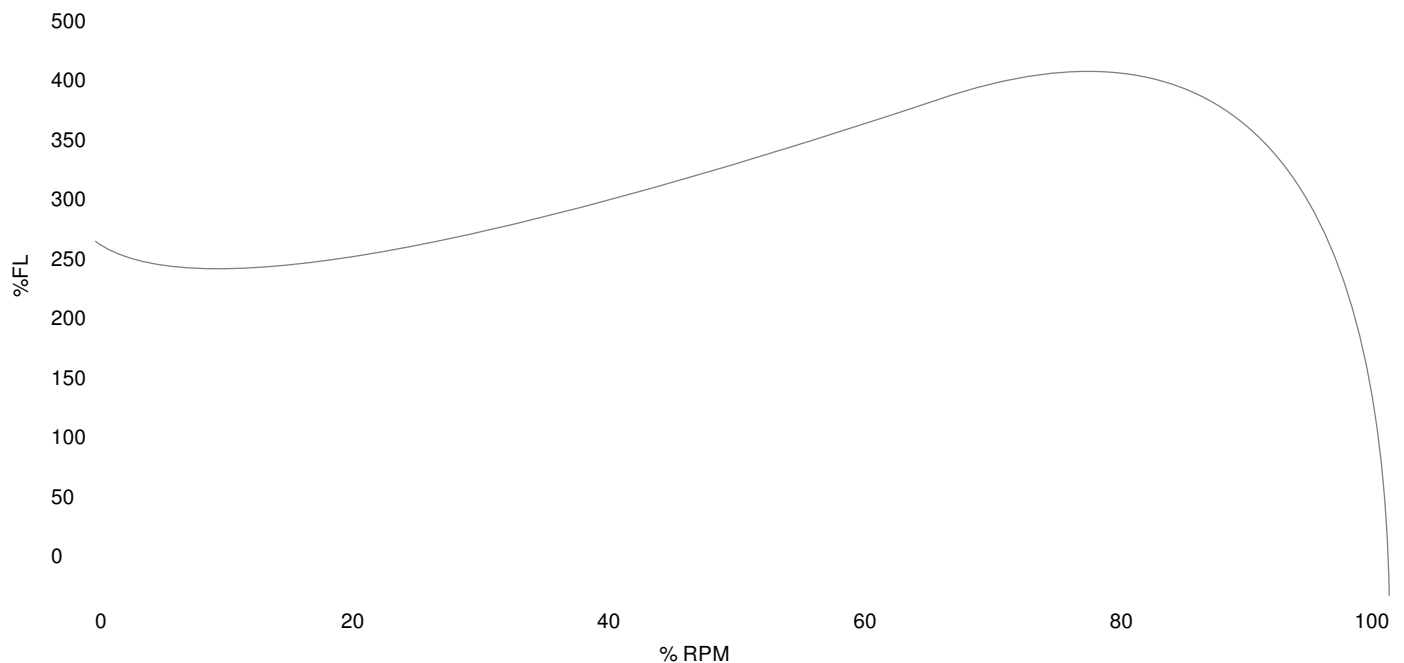
Three Phase Cast Iron

MOTOR MODEL:	GR3-CI-TF-215T-4-B-D-10
FACTORY TYPE:	TXC

NEMA

Premium NEMA Cast Iron, TEFC

Torque Speed (T-n) Curve



Performance Load Values, High Voltage, 60Hz

Torque Values	Torque lb-ft	% FLT	Performance Values
Locked Rotor Torque	82.5288	274.0	Start Configuration
Pull-Up Torque	60.24	200.0	Starting Current (A)
Breakdown Torque	115.36	383.0	No-Load Current (A)
Full Load	30.12	100.0	No-Load Power Factor

% Load	Horsepower	Current, Amps	Input power, Kilowatts	Speed, RPM	Efficiency	PF
0	-	-	-	-	-	-
25	2.5	-	-	-	-	-
50	5.0	-	-	-	-	-
75	7.5	-	-	-	-	-
100	10.0	-	-	-	-	-
125	12.5	-	-	-	-	-

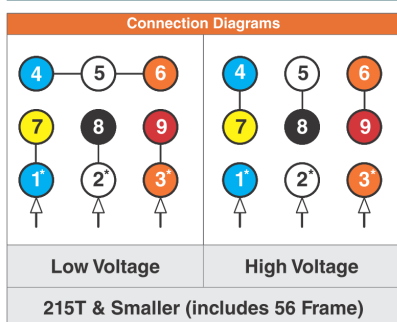
Techtop Industries
2815 Colonnades Court
Peachtree Corners, GA 30071
Tel: 678-436-5540
E-Mail: info@techttopind.com

MOTOR MODEL:	GR3-CI-TF-215T-4-B-D-10
FACTORY TYPE:	TXC

NEMA

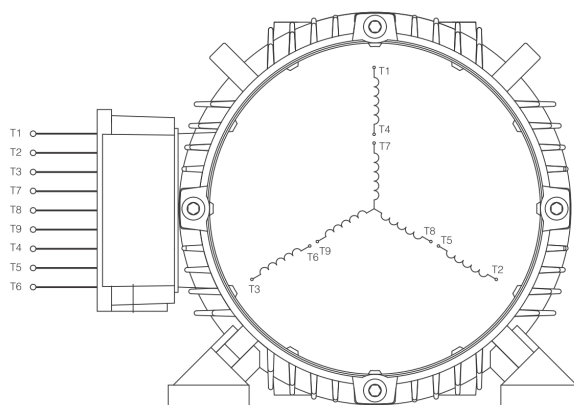
Premium NEMA Cast Iron, TEFC

3 Phase NEMA YY/Y 9 Lead 230/460V



When motor is in F1 position, leads shown with "*" exit the casing above the center line of the motor, the remaining leads exit below the center line. This information can be used to identify missing or mislabelled leads.

Wire	Color
T1, T4	Blue
T5, T2	White
T6, T3	Orange
T7	Yellow
T8	Black
T9	Red



MOTOR MODEL:	GR3-CI-TF-215T-4-B-D-10
FACTORY TYPE:	TXC

NEMA

Premium NEMA Cast Iron, TEFC

