

All Public Work Projects are required to use the Louisiana Uniform Public Work Bid Form

All prices must be held firm unless an escalation provision is requested in this bid. Jefferson Parish will allow one escalation during the term of the contract, which may not exceed the U.S. Bureau of Labor Statistics National Index for all Urban Consumers, unadjusted 12 month figure. The most recently published figure issued at the time an adjustment is requested will be used. A request must be made in writing by the vendor, and the escalation will only be applied to purchases made after the request is made.

Are you requesting an escalation provision?

YES ☒ NO ☐MAXIMUM ESCALATION PERCENTAGE REQUESTED 5 %INITIAL BID PRICES WILL REMAIN FIRM THROUGH THE DATE OF 12/31/2020.

For the purposes of comparison of bids when an escalation provision is requested, Jefferson Parish will apply the maximum escalation percentage quoted by the bidder to the period to which it is applied in the bid. The initial price and the escalation will be used to calculate the total bid price. It will be assumed, for comparison of prices only, that an equal amount of material or labor is purchased each month throughout the entire contract.

DELIVERY: FOB JEFFERSON PARISH

INDICATE DELIVERY DATE ON EQUIPMENT AND SUPPLIES

75 Days ARO

LOUISIANA CONTRACTOR'S LICENSE NO.: (if applicable)

N/A**THIS SECTION MUST BE COMPLETED BY BIDDER:**FIRM NAME: CASCO INDUSTRIES, INCADDRESS: 3200 WESTBANK EXPRESSWAY STE ACITY, STATE: HARRIS, LA ZIP: 70058TELEPHONE: (504) 439-3593 FAX: (504) 341-1467EMAIL ADDRESS: DDEIDRICH@CASCOINDUSTRIES.COM

In the event that addenda are issued with this bid, bidders MUST acknowledge all addenda on the bid form. Bidder must acknowledge receipt of an addendum on the bid form as indicated. Failure to acknowledge any addendum on the bid form will result in bid rejection.

Acknowledge Receipt of Addenda: NUMBER: _____

NUMBER: _____

NUMBER: _____

NUMBER: _____

TOTAL PRICE OF ALL BID ITEMS: \$ 202,420.00AUTHORIZED SIGNATURE: [Signature]DARRIN DEIDRICH

Printed Name

TITLE: SALES REPRESENTATIVE

SIGNING INDICATES YOU HAVE READ AND COMPLY WITH THE INSTRUCTIONS AND CONDITIONS.

NOTE: All bids should be returned with the BID NUMBER and BID OPENING DATE indicated on the outside of the envelope submitted to the Purchasing Department.

INVITATION TO BID FROM JEFFERSON PARISH - continued

BID NO.: 50-00128459

SEALED BID

ITEM NUMBER	QUANTITY	U/M	DESCRIPTION OF ARTICLES	UNIT PRICE QUOTED	TOTALS
1	60.00	EA	TWO (2) YEAR CONTRACT FOR THE SUPPLY OF BUNKER GEAR AND ACCESSORIES FOR THE JEFFERSON PARISH EASTBANK CONSOLIDATED FIRE DEPARTMENT 0001 SET OF PPE/BUNKER GEAR, INCLUDES: BUNKER COAT, BUNKER PANT, & SUSPENDERS	2,448 ⁰⁰	146,880 ⁰⁰
2	20.00	EA	TWO (2) YEAR CONTRACT FOR A SUPPLY OF BUNKER GEAR AND ACCESSORIES FOR THE JEFFERSON PARISH EAST BANK CONSOLIDATED FIRE DEPARTMENT 0002 BUNKER GEAR: COAT	1,330 ⁰⁰	26,600 ⁰⁰
3	20.00	EA	0003 BUNKER GEAR: PANTS	1,084 ⁰⁰	21,680 ⁰⁰
4	75.00	EA	0004 BUNKER GEAR: SUSPENDERS	34 ⁰⁰	2,550 ⁰⁰
5	80.00	EA	0005 HANGING LETTER PATCH ON BUNKER GEAR	52 ⁰⁰	4,160 ⁰⁰
6	1.00	EA	0006 UP CHARGE FOR SIZES 60 & ABOVE: BUNKER COAT	300 ⁰⁰	300 ⁰⁰
7	1.00	EA	0007 UP CHARGE FOR SIZES 60 & ABOVE: BUNKER PANT	250 ⁰⁰	250 ⁰⁰

Non-Public Works Bid

AFFIDAVIT

STATE OF Louisiana

PARISH/COUNTY OF Caddo

BEFORE ME, the undersigned authority, personally came and appeared: _____

DARRIN DEIDRICH, (Affiant) who after being by me duly sworn, deposed and said that he/she is the fully authorized SALES REPRESENTATIVE of CASCO INDUSTRIES, INC. (Entity), the party who submitted a bid in response to Bid Number 50-00128459, to the Parish of Jefferson.

Affiant further said:

Campaign Contribution Disclosures

(Choose A or B, if option A is indicated please include the required attachment):

Choice A _____ Attached hereto is a list of all campaign contributions, including the date and amount of each contribution, made to current or former elected officials of the Parish of Jefferson by Entity, Affiant, and/or officers, directors and owners, including employees, owning 25% or more of the Entity during the two-year period immediately preceding the date of this affidavit or the current term of the elected official, whichever is greater. Further, Entity, Affiant, and/or Entity Owners have not made any contributions to or in support of current or former members of the Jefferson Parish Council or the Jefferson Parish President through or in the name of another person or legal entity, either directly or indirectly.

Choice B ✓ there are NO campaign contributions made which would require disclosure under Choice A of this section.

Debt Disclosures

(Choose A or B, if option A is indicated please include the required attachment):

Choice A _____ Attached hereto is a list of all debts owed by the affiant to any elected or appointed official of the Parish of Jefferson, and any and all debts owed by any elected or appointed official of the Parish to the Affiant.

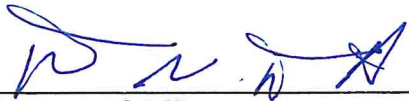
Choice B ✓ There are **NO** debts which would require disclosure under Choice A of this section.

Affiant further said:

That Affiant has employed no person, corporation, firm, association, or other organization, either directly or indirectly, to secure the public contract under which he received payment, other than persons regularly employed by the Affiant whose services in connection with the construction, alteration or demolition of the public building or project or in securing the public contract were in the regular course of their duties for Affiant; and

[The remainder of this page is intentionally left blank.]

That no part of the contract price received by Affiant was paid or will be paid to any person, corporation, firm, association, or other organization for soliciting the contract, other than the payment of their normal compensation to persons regularly employed by the Affiant whose services in connection with the construction, alteration or demolition of the public building or project were in the regular course of their duties for Affiant.


Signature of Affiant

DARRIN DEIDRICH
Printed Name of Affiant

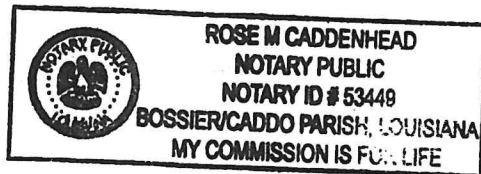
SWORN AND SUBSCRIBED TO BEFORE ME
ON THE 5th DAY OF November, 2019.


Notary Public

Rose M. Caddenhead
Printed Name of Notary

53449
Notary/Bar Roll Number

My commission expires for life.



STANDARD INSURANCE REQUIREMENTS FOR BIDDING PURPOSES

All required insurance under this bid shall conform to Jefferson Parish Resolution No. 113646 or No. 113647, as applicable. Contractors may not commence any work under any ensuing contract unless and until all required insurance and associated evidentiary requirements thereto have been met, along with any additional specifications contained in the **Invitation to Bid**. Except as where otherwise precluded by law, the Parish Attorney or his designee, with the concurrence of the Director of Risk Management or his designee, may agree on a case-by-case basis, to deviate from Jefferson Parish's standard insurance requirements, as provided in this Section. Vendors requesting deviation therefrom shall submit such requests in writing, along with compelling substantiation, to the Purchasing Department prior to the bid's due date. Any changes to the insurance requirements will be reflected in the bid specifications and addenda. Prior to contract execution and at all times thereafter during the term of such contract, contractors must provide and continuously maintain all coverages as required by the foregoing Resolutions, and the contract documents. Failure to do so shall be grounds for suspension, discontinuation or termination of the contract.

For bidding purposes, bidders must submit with bid submission a current (valid) insurance certificate evidencing the required coverages. Failure to comply will cause bid to be rejected. The current insurance certificate will be used for proof of insurance at time of evaluation. Thereafter, and prior to contract execution, the low bidder will be required to provide final insurance certificates to the Parish which shall name **the Jefferson Parish, its Districts Departments and Agencies under the direction of the Parish President and the Parish Council** as additional insureds regarding negligence by the contractor for the Commercial General Liability, Workmen's Compensation Insurance and the Comprehensive Automobile Liability policies. Additionally, said certificates should reflect the name of the Parish Department receiving goods and services and reference the respective Jefferson Parish bid number.

JEFFERSON PARISH REQUIRED STANDARD INSURANCE

☒ **WORKER'S COMPENSATION INSURANCE**

As required by Louisiana State Statute, exception; Employer's Liability, Section B shall be \$1,000,000 per occurrence when Work is to be over water and involves maritime exposures to cover all employees not covered under the State Worker's Compensation Act, otherwise this limit shall be no less than \$500,000 per occurrence.

Note: If your company is not required by law to carry workmen's compensation insurance, i.e. not a Louisiana company, sole employee of the company, then bidders must request a workmen's compensation insurance declaration affidavit prior to the bid opening date. This insurance declaration affidavit must be fully completed, signed, properly notarized and submitted with the bid. A scanned copy may be submitted with the bid; however, the successful bidder must submit the original affidavit in its original format and without material alteration upon contract execution. Failure to comply will result in the bid submission being

rejected as non-responsive. The Parish reserves the right to award bid to the next lowest responsive and responsible bidder in this event.

☒ **COMMERCIAL GENERAL LIABILITY**

Shall provide limits not less than the following: \$1,000,000.00 Combined Single Limit per Occurrence for bodily injury and property damage.

☒ **COMPREHENSIVE AUTOMOBILE LIABILITY**

Bodily injury liability \$1,000,000.00 each person; \$1,000,000.00 each occurrence.
Property Damage Liability \$1,000,000.00 each occurrence.

Note: This category may be omitted if bidders do not/will not utilize company vehicles for the project or do not possess company vehicles. Bidder must request an automobile insurance declaration affidavit prior to the bid opening date. This insurance declaration affidavit must be fully completed, signed, properly notarized and submitted with the bid. A scanned copy of the completed, signed and properly notarized affidavit may be submitted with the bid; however, the successful bidder must submit the original affidavit in its original format and without material alteration upon contract execution. Failure to comply will result in the bid submission being rejected as non-responsive. The Parish reserves the right to award bid to the next lowest responsive and responsible bidder in this event.

DEDUCTIBLES - The Parish Attorney with concurrence of the Director of Risk Management have waived the deductible section of the Terms and Conditions for all Invitations to Bid, until further notice.

UMBRELLA LIABILITY COVERAGE

An umbrella policy or excess may be used to meet minimum requirements.

FOR CONSTRUCTION AND RENOVATION PROJECTS:

The following are required unless otherwise specified in the bid. Such insurance is due upon contract execution.

1) **OWNER'S PROTECTIVE LIABILITY**

To be for the same limits of liability for bodily injury and property damage liability established for commercial general liability.

2) **BUILDER'S RISK INSURANCE**

The contractor shall maintain Builder's Risk Insurance at his own expense to insure both the owner (Parish of Jefferson) and contractor as their interest may appear.



CERTIFICATE OF LIABILITY INSURANCE

DATE (MM/DD/YYYY)
8/20/2019

THIS CERTIFICATE IS ISSUED AS A MATTER OF INFORMATION ONLY AND CONFERS NO RIGHTS UPON THE CERTIFICATE HOLDER. THIS CERTIFICATE DOES NOT AFFIRMATIVELY OR NEGATIVELY AMEND, EXTEND OR ALTER THE COVERAGE AFFORDED BY THE POLICIES BELOW. THIS CERTIFICATE OF INSURANCE DOES NOT CONSTITUTE A CONTRACT BETWEEN THE ISSUING INSURER(S), AUTHORIZED REPRESENTATIVE OR PRODUCER, AND THE CERTIFICATE HOLDER.

IMPORTANT: If the certificate holder is an ADDITIONAL INSURED, the policy(ies) must be endorsed. If SUBROGATION IS WAIVED, subject to the terms and conditions of the policy, certain policies may require an endorsement. A statement on this certificate does not confer rights to the certificate holder in lieu of such endorsement(s).

PRODUCER The Cashion Company P.O. Box 550 Little Rock AR 72203		CONTACT NAME: Julie Martin PHONE (A/C No. Ext): (501) 376-0716 E-MAIL ADDRESS: juliem@cashionco.com FAX (A/C No): (501) 376-2118	
INSURED Casco Industries, Inc. P. O. Box 8007 Shreveport LA 71148-8007		INSURER(S) AFFORDING COVERAGE INSURER A: The Charter Oak Fire Ins. Co. NAIC # 25615 INSURER B: The Travelers Property Casualty Co. of 25674 INSURER C: Travelers Casualty & Surety Co. of Amer 31194 INSURER D: INSURER E: INSURER F:	

COVERAGES **CERTIFICATE NUMBER:** **REVISION NUMBER:**

THIS IS TO CERTIFY THAT THE POLICIES OF INSURANCE LISTED BELOW HAVE BEEN ISSUED TO THE INSURED NAMED ABOVE FOR THE POLICY PERIOD INDICATED. NOTWITHSTANDING ANY REQUIREMENT, TERM OR CONDITION OF ANY CONTRACT OR OTHER DOCUMENT WITH RESPECT TO WHICH THIS CERTIFICATE MAY BE ISSUED OR MAY PERTAIN, THE INSURANCE AFFORDED BY THE POLICIES DESCRIBED HEREIN IS SUBJECT TO ALL THE TERMS, EXCLUSIONS AND CONDITIONS OF SUCH POLICIES. LIMITS SHOWN MAY HAVE BEEN REDUCED BY PAID CLAIMS.

INSR LTR	TYPE OF INSURANCE	ADDL INSD	SUBR WVD	POLICY NUMBER	POLICY EFF (MM/DD/YYYY)	POLICY EXP (MM/DD/YYYY)	LIMITS
A	<input checked="" type="checkbox"/> COMMERCIAL GENERAL LIABILITY	<input checked="" type="checkbox"/>	<input checked="" type="checkbox"/>	Y-630-283D1240-COF-19	2/1/2019	2/1/2020	EACH OCCURRENCE \$ 1,000,000
	<input type="checkbox"/> CLAIMS-MADE <input checked="" type="checkbox"/> OCCUR						DAMAGE TO RENTED PREMISES (Ea occurrence) \$ 100,000
	<input checked="" type="checkbox"/> Blanket Contractual						MED EXP (Any one person) \$ 5,000
	<input checked="" type="checkbox"/> XCU Coverage Included						PERSONAL & ADV INJURY \$ 1,000,000
GEN'L AGGREGATE LIMIT APPLIES PER:							GENERAL AGGREGATE \$ 5,000,000
	<input checked="" type="checkbox"/> POLICY <input type="checkbox"/> PRO-JECT <input type="checkbox"/> LOC						PRODUCTS - COMP/OP AGG \$ 2,000,000
	OTHER:						Employee Benefits \$ 1,000,000
B	AUTOMOBILE LIABILITY	<input checked="" type="checkbox"/>	<input checked="" type="checkbox"/>	Y810-3L664460-19	2/1/2019	2/1/2020	COMBINED SINGLE LIMIT (Ea accident) \$ 1,000,000
	<input checked="" type="checkbox"/> ANY AUTO						BODILY INJURY (Per person) \$
	<input type="checkbox"/> ALL OWNED AUTOS <input type="checkbox"/> SCHEDULED AUTOS						BODILY INJURY (Per accident) \$
	<input checked="" type="checkbox"/> HIRED AUTOS <input checked="" type="checkbox"/> NON-OWNED AUTOS						PROPERTY DAMAGE (Per accident) \$
							\$
	UMBRELLA LIAB <input type="checkbox"/> OCCUR						EACH OCCURRENCE \$
	EXCESS LIAB <input type="checkbox"/> CLAIMS-MADE						AGGREGATE \$
	DED <input type="checkbox"/> RETENTION \$						\$
C	WORKERS COMPENSATION AND EMPLOYERS' LIABILITY	<input type="checkbox"/> Y <input checked="" type="checkbox"/> N	N/A	UB-0K004002-19	2/1/2019	2/1/2020	<input checked="" type="checkbox"/> PER STATUTE <input type="checkbox"/> OTH-ER
	E.L. EACH ACCIDENT \$ 1,000,000						
	E.L. DISEASE - EA EMPLOYEE \$ 1,000,000						
	E.L. DISEASE - POLICY LIMIT \$ 1,000,000						
ANY PROPRIETOR/PARTNER/EXECUTIVE OFFICER/MEMBER EXCLUDED? (Mandatory in NH)							
If yes, describe under DESCRIPTION OF OPERATIONS below							

DESCRIPTION OF OPERATIONS / LOCATIONS / VEHICLES (ACORD 101, Additional Remarks Schedule, may be attached if more space is required)

Project:

See Attached Comments/Remarks Section

CERTIFICATE HOLDER

Jefferson Parish Purchasing Department 200 Derbigny St., Ste 4400 Gretna, LA 70053	CANCELLATION SHOULD ANY OF THE ABOVE DESCRIBED POLICIES BE CANCELLED BEFORE THE EXPIRATION DATE THEREOF, NOTICE WILL BE DELIVERED IN ACCORDANCE WITH THE POLICY PROVISIONS. AUTHORIZED REPRESENTATIVE Jim Allbritton/JKM001
---	--

COMMENTS/REMARKS

CASCO INDUSTRIES, INC.

ENDORSED ADDITIONAL INSURED:

If required by written contract, certificate holder is included as an additional insured on a primary and noncontributory basis.

("X" denotes coverage.)

CG D1 44 01 96 Other Additional Insureds

CG D0 37 04 05 Other Insurance - Additional Insureds

CA F1 06 02 15 Business Auto Extension Endorsement

ENDORSED WAIVER OF SUBROGATION:

If required by written contract, waiver of subrogation applies in favor of certificate holder.

("Y" denotes coverage.)

WC 00 03 13 (00)-01 Waiver of Our Right to Recover From Others Endorsement

WC 99 03 J9 (00)-01 Kansas Waiver of Our Right to Recover From Others Endorsement

WC 42 03 04 (B)-001 Texas Waiver of Our Right to Recover From Others Endorsement

CG D4 58 07 13 Xtend Endorsement for Commercial Industries

CA F1 06 02 15 Business Auto Extension Endorsement

CORPORATE RESOLUTION

EXCERPT FROM MINUTES OF MEETING OF THE BOARD OF DIRECTORS OF
CASCO INDUSTRIES, INC.
INCORPORATED.

AT THE MEETING OF DIRECTORS OF CASCO INDUSTRIES,
INCORPORATED, DULY NOTICED AND HELD ON JULY 12th 2019,
A QUORUM BEING THERE PRESENT, ON MOTION DULY MADE AND SECONDED. IT
WAS:

RESOLVED THAT DARRIN DEIDREH, BE AND IS HEREBY
APPOINTED, CONSTITUTED AND DESIGNATED AS AGENT AND ATTORNEY-IN-
FACT OF THE CORPORATION WITH FULL POWER AND AUTHORITY TO ACT ON
BEHALF OF THIS CORPORATION IN ALL NEGOTIATIONS, BIDDING, CONCERNS
AND TRANSACTIONS WITH THE PARISH OF JEFFERSON OR ANY OF ITS AGENCIES,
DEPARTMENTS, EMPLOYEES OR AGENTS, INCLUDING BUT NOT LIMITED TO, THE
EXECUTION OF ALL BIDS, PAPERS, DOCUMENTS, AFFIDAVITS, BONDS, SURETIES,
CONTRACTS AND ACTS AND TO RECEIVE ALL PURCHASE ORDERS AND NOTICES
ISSUED PURSUANT TO THE PROVISIONS OF ANY SUCH BID OR CONTRACT, THIS
CORPORATION HEREBY RATIFYING, APPROVING, CONFIRMING, AND ACCEPTING
EACH AND EVERY SUCH ACT PERFORMED BY SAID AGENT AND ATTORNEY-IN-
FACT.

I HEREBY CERTIFY THE FOREGOING TO BE
A TRUE AND CORRECT COPY OF AN
EXCERPT OF THE MINUTES OF THE ABOVE
DATED MEETING OF THE BOARD OF
DIRECTORS OF SAID CORPORATION, AND
THE SAME HAS NOT BEEN REVOKED OR
RESCINDED.

Caleen Brown
SECRETARY-TREASURER

11-05-2019
DATE

Request for Taxpayer Identification Number and Certification

Give Form to the
requester. Do not
send to the IRS.

► Go to www.irs.gov/FormW9 for instructions and the latest information.

Print or type. See Specific Instructions on page 3.	1 Name (as shown on your income tax return). Name is required on this line; do not leave this line blank. Casco Industries, Inc.	
	2 Business name/disregarded entity name, if different from above	
	3 Check appropriate box for federal tax classification of the person whose name is entered on line 1. Check only one of the following seven boxes. <input type="checkbox"/> Individual/sole proprietor or single-member LLC <input type="checkbox"/> C Corporation <input checked="" type="checkbox"/> S Corporation <input type="checkbox"/> Partnership <input type="checkbox"/> Trust/estate <input type="checkbox"/> Limited liability company. Enter the tax classification (C=C corporation, S=S corporation, P=Partnership) ► Note: Check the appropriate box in the line above for the tax classification of the single-member owner. Do not check LLC if the LLC is classified as a single-member LLC that is disregarded from the owner unless the owner of the LLC is another LLC that is not disregarded from the owner for U.S. federal tax purposes. Otherwise, a single-member LLC that is disregarded from the owner should check the appropriate box for the tax classification of its owner. <input type="checkbox"/> Other (see instructions) ►	
	4 Exemptions (codes apply only to certain entities, not individuals; see instructions on page 3): Exempt payee code (if any) _____ Exemption from FATCA reporting code (if any) _____ <small>(Applies to accounts maintained outside the U.S.)</small>	
	5 Address (number, street, and apt. or suite no.) See instructions. P O Box 8007 6 City, state, and ZIP code Shreveport, LA 71148-8007 7 List account number(s) here (optional)	Requester's name and address (optional)

Part I Taxpayer Identification Number (TIN)

Enter your TIN in the appropriate box. The TIN provided must match the name given on line 1 to avoid backup withholding. For individuals, this is generally your social security number (SSN). However, for a resident alien, sole proprietor, or disregarded entity, see the instructions for Part I, later. For other entities, it is your employer identification number (EIN). If you do not have a number, see *How to get a TIN*, later.

Note: If the account is in more than one name, see the instructions for line 1. Also see *What Name and Number To Give the Requester* for guidelines on whose number to enter.


Social security number									
			-				-		
or									
Employer identification number									
7	2	-	0	6	9	8	9	3	6

Part II Certification

Under penalties of perjury, I certify that:

- The number shown on this form is my correct taxpayer identification number (or I am waiting for a number to be issued to me); and
- I am not subject to backup withholding because: (a) I am exempt from backup withholding, or (b) I have not been notified by the Internal Revenue Service (IRS) that I am subject to backup withholding as a result of a failure to report all interest or dividends, or (c) the IRS has notified me that I am no longer subject to backup withholding; and
- I am a U.S. citizen or other U.S. person (defined below); and
- The FATCA code(s) entered on this form (if any) indicating that I am exempt from FATCA reporting is correct.

Certification instructions. You must cross out item 2 above if you have been notified by the IRS that you are currently subject to backup withholding because you have failed to report all interest and dividends on your tax return. For real estate transactions, item 2 does not apply. For mortgage interest paid, acquisition or abandonment of secured property, cancellation of debt, contributions to an individual retirement arrangement (IRA), and generally, payments other than interest and dividends, you are not required to sign the certification, but you must provide your correct TIN. See the instructions for Part II, later.

Sign Here	Signature of U.S. person ► 	Date ► 1-21-19
-----------	--	----------------

General Instructions

Section references are to the Internal Revenue Code unless otherwise noted.

Future developments. For the latest information about developments related to Form W-9 and its instructions, such as legislation enacted after they were published, go to www.irs.gov/FormW9.

Purpose of Form

An individual or entity (Form W-9 requester) who is required to file an information return with the IRS must obtain your correct taxpayer identification number (TIN) which may be your social security number (SSN), individual taxpayer identification number (ITIN), adoption taxpayer identification number (ATIN), or employer identification number (EIN), to report on an information return the amount paid to you, or other amount reportable on an information return. Examples of information returns include, but are not limited to, the following.

- Form 1099-INT (interest earned or paid)

- Form 1099-DIV (dividends, including those from stocks or mutual funds)
- Form 1099-MISC (various types of income, prizes, awards, or gross proceeds)
- Form 1099-B (stock or mutual fund sales and certain other transactions by brokers)
- Form 1099-S (proceeds from real estate transactions)
- Form 1099-K (merchant card and third party network transactions)
- Form 1098 (home mortgage interest), 1098-E (student loan interest), 1098-T (tuition)
- Form 1099-C (canceled debt)
- Form 1099-A (acquisition or abandonment of secured property)

Use Form W-9 only if you are a U.S. person (including a resident alien), to provide your correct TIN.

If you do not return Form W-9 to the requester with a TIN, you might be subject to backup withholding. See What is backup withholding, later.



CENTRALBIDDING
FROM CENTRAL AUCTION HOUSE

**5000128459 TWO (2) YEAR CONTRACT FOR THE SUPPLY OF BUNKER
GEAR AND ACCESSORIES FOR THE JEFFERSON PARISH EASTBANK
CONSOLIDATED FIRE DEPARTMENT**
Jefferson Parish Government

Project documents obtained from www.CentralBidding.com

23-Oct-2019 09:36:39 AM



BID #50-00128459

**TWO (2) YEAR CONTRACT FOR THE SUPPLY OF BUNKER GEAR AND
ACCESSORIES FOR THE JEFFERSON PARISH EASTBANK CONSOLIDATED
FIRE DEPARTMENT**

November 7, 2019 @ 2:00 P.M.

ATTENTION VENDORS!!!

**Please review all pages and respond accordingly, complying with all
provisions in the technical specifications and Jefferson Parish Instructions
for Bidders and General Terms and Conditions. All bids must be received in
the Purchasing Department by the bid due date and time.**

**Jefferson Parish Purchasing Department
200 Derbigny Street-Suite 4400
Gretna, LA 70053**

**Buyer Name: SHANNA FOLSE
Buyer Email: SFOLSE@JEFFPARISH.NET
Buyer Phone: 504-364-2680**



JEFFERSON PARISH

Department of Purchasing

Michael S. Yenni
Parish President

Renny Simmo
Director

June 2019

CHANGES TO JEFFERSON PARISH BIDDING PROCEDURES

The Jefferson Parish Purchasing Department would like to make vendors aware of the following changes:

DEDUCTIBLES: The Parish Attorney with concurrence of the Director of Risk Management have waived the deductible section of the Terms and Conditions for all Invitations to Bid, until further notice.

PROTESTS: Only those vendors that submit bids in response to a solicitation may protest any element of the procurement, in writing to the Director of the Purchasing Department. Written protest must be received within 48 hours of the release of the bid tabulation by the Purchasing Department. After consultation, the Parish Attorney's Office will then respond to protests in writing.
(For more information, please see Chapter 2, Article VII, Division 2, Sec. 2-914.1 of the Jefferson Parish Code of Ordinances.)

Please contact the Jefferson Parish Purchasing Department at 504-364-2678 if you have any questions or need assistance.

SPECIFICATIONS FOR STRUCTURAL FIREFIGHTING PPE (20 pages)

**TWO (2) YEAR CONTRACT FOR THE SUPPLY OF
BUNKER GEAR AND ACCESSORIES FOR THE
JEFFERSON PARISH EASTBANK CONSOLIDATED FIRE
DEPARTMENT**

BID #50-00128459

SCOPE

This specification details design and materials criteria to afford protection to the upper and lower body, excluding head, hands, feet, against adverse environmental effects during structural firefighting. All materials and construction will meet or exceed NFPA Standard #1971 and OSHA for structural fire fighters protective clothing.

☒ Comply ☐ Exception

SIZING

In order to insure that every member of the department can safely perform to the maximum of their ability without extra bulk and without restriction, Jackets and Pants shall be available in all sizes and dimensions as follows:

Pants:

Gender:	Gender specific Men's and Women's patterns
Waist:	Even sizes
Body Shape:	Men's Regular, Relaxed and Slim Relaxed is a fuller cut in the hips and thighs, like relaxed jeans. Slim is a more slender cut in the hips and thigh, like straight fit jeans.
	Women's
Inseam:	Even sizes

Jackets:

Gender:	Gender specific Men's and Women's patterns will be available.
Chest:	Even sizes
Back Length:	Men's 29 inches, 32 inches, 35 inches, 40 inches Women's 26 inches, 29 inches
Body Shape:	Men's: Straight and Tapered Note: The straight cut offers more fullness at the hips (i.e. jacket sweep) and is recommended when an IH Ready pant is being specified.
	Women's: Straight
Sleeve:	1 inch increments

Jackets and Pants available in only one standard shape will not be acceptable.

☒ Comply ☐ Exception

OUTER SHELL MATERIAL - JACKETS AND PANTS

The "PbiMax™" outer shell shall be manufactured by SAFETY COMPONENTS and constructed of 70/30 Pbi™ dominant Kevlar® with Kevlar® filament Comfort Twill weave. This outer shell fabric shall have an approximate weight of 7.0 oz. per square yard and must be treated with a durable water-repellent finish. Color of the garments shall be natural/gold.

☒ Comply ☐ Exception

THERMAL INSULATING LINER - JACKET AND PANTS

The thermal liner shall be constructed of 6.5 oz. per square yard Safety Components **GLIDE ICE™ NOMEX® NANO**; one layer of 2.3 oz. per square yard E89™ spunlaced Nomex®/Kevlar® aramid blend, quilt stitched to a 60% Nomex® Filament/40% Nomex®/Lenzing spun yarn Face Cloth. An approximate 8 inch by 10 ½ inch pocket, constructed of thermal liner over-edged to a layer of moisture barrier material, shall be affixed to the inside of the jacket thermal liner on the left side by means of a single needle stitch. The thermal liner shall be attached to the moisture barrier and bound together by bias-cut Neoprene coated cotton/polyester around the perimeter. This provides superior abrasion resistance to the less expensive, less durable "stitch and turn" method. Further mention of "Thermal Liner" in this specification shall refer to this section.

☒ Comply ☐ Exception

MOISTURE BARRIER - JACKETS AND PANTS

The moisture barrier material shall be W.L. GORE **CROSSTECH® black moisture barrier** - Type 2F, which is comprised of a CROSSTECH® membrane laminated to a Nomex® IIIA woven pajama check substrate. The CROSSTECH® membrane is an enhanced bicomponent membrane comprised of an expanded PTFE (polytetrafluoroethylene, for example Teflon®) matrix having a continuous hydrophilic (i.e. water-loving) and oleophobic (i.e. oil-hating) coating that is impregnated into the matrix. CROSSTECH® moisture barrier seams shall be sealed with GORE-SEAM® tape using a Series 6000 (or higher) GORE-SEAM™ sealing machine to afford comparable bacteriophage penetration resistance performance. Further mention of "Specified Moisture Barrier" in this specification shall refer to this section.

☒ Comply ☐ Exception

SEALED MOISTURE BARRIER SEAMS

All moisture barrier seams shall be sealed with a minimum 1 inch wide sealing tape. One side of the tape shall be coated with a heat activated glue adhesive. The adhesive side of the tape shall be oriented toward the moisture barrier seam. The adhesive shall be activated by heat and the sealing tape shall be applied to the moisture barrier seams by means of pressure exerted by rollers for that purpose.

☒ Comply ☐ Exception

METHOD OF THERMAL LINER/MOISTURE BARRIER ATTACHMENT FOR JACKETS AND PANTS

The thermal liner and moisture barrier shall be completely removable from the jacket shell. A minimum of six snap fasteners shall secure the thermal liner/moisture barrier to the outer shell along the length of the neck line under the top most collar. The top most collar shall be turned under and finished such that the snaps on the collar will not be able to contact the wearers skin. Corresponding snaps shall be installed through a moisture barrier leader measuring an approximate height of 1.75 – 2 inches and shall not penetrate through to the outer shell on the backside of the collar. The remainder of the thermal liner/moisture barrier shall be secured with snap fasteners appropriately spaced on each jacket facing and Ara-Shield® snap fasteners at each sleeve end. There shall be one Ara-shield® snap tabs at the liner sleeve end which shall be colored to correspond with color coded snap tabs on the shell sleeve end for ease of matching the liner system to the outer shell after inspection or cleaning is completed.

The thermal liner and moisture barrier shall be completely removable from the pant shell. Nine snap fasteners shall be spaced along the waistband to secure the thermal liner to the shell. The legs of the thermal liner/moisture barrier shall be secured to the shell by means of Ara-Shield® snap fasteners, 2 per leg. The Ara-shield® snap tabs on the shell shall be color coded to corresponding color coded snap tabs in the liner for ease of matching the liner system to the outer shell after inspection or cleaning is completed. There shall be no hook and loop used to close the liner access opening.

☒ Comply ☐ Exception

STRUCTURAL COMPOSITE PERFORMANCE:

The garment composite, consisting of an outer shell, moisture barrier and thermal liner, shall provide a Thermal Protective Performance (TPP) rating of not less than 38.9 when tested in accordance with NFPA:1971, 2018 Edition.

The garment composite, consisting of an outer shell, moisture barrier and thermal liner, shall provide a Total Heat Loss (THL) rating of not less than 283 when tested in accordance with NFPA:1971, 2018 Edition.

☒ Comply ☐ Exception

STITCHING

The outer shell shall be assembled using stitch type #301, #401, #514 and #516. The thermal liners and moisture barriers shall be assembled using stitch type #301, #401, #504, #514, and #516. Major A outer shell structural seams and major B structural liner seams, shall have a minimum of 8 to 10 stitches per inch. All major A seams shall be sewn with ball point needles only. All seams shall be continuously stitched only.

☒ Comply ☐ Exception

JACKET CONSTRUCTION

BODY

The body of the shell and AXTION® liner system shall be constructed of three separate panels consisting of two front panels and one back panel. The body panels shall be shaped so as to provide a tailored fit thereby enhancing body movement and shall be joined together by double stitching with Nomex® thread. One-piece outer shells shall not be acceptable.

☒ Comply ☐ Exception

AXTION® BACK

The jacket outer shell shall include inverted pleats to afford enhanced mobility and freedom of movement in addition to that provided by the AXTION® sleeves. The outer shell shall have two inverted pleats (one each side) installed on either side of the back body panel. The inverted pleats shall begin at the top of each shoulder and extend vertically down the sides of the jacket to the hem. Maximum expansion of the pleats shall occur at the shoulder area and taper toward the hem. Pleats that do not extend to the hem will not be considered, since they do not provide a true AXTION® back.

The moisture barrier and thermal liner layers shall be designed with darts corresponding to the added length in the shell provided by the AXTION® back pleats. The darts are positioned at the shoulder blades, outside of the SCBA straps and work together with the corresponding outer shell pleats in the AXTION® back, providing maximum expansion. The moisture barrier darts will be seam sealed to assure liquid resistance integrity.

☒ Comply ☐ Exception

LOGOS

The garment brand shall be identified by means of red FR Nomex® thread embroidery on the top of the left collar denoting "GLOBE" as the manufacturer. There shall be a reflective label specific to the garment style, measuring 1 inch wide by 4 inches long, installed on the left pocket flap.

☒ Comply ☐ Exception

DRAG RESCUE DEVICE (DRD)

A Firefighter Drag Rescue Device (DRD) shall be installed in each jacket. The ends of a 1 inch wide strap, constructed of Kevlar®, shall be sewn together to form a continuous loop. The strap shall be installed in the jacket between the liner system and outer shell such that when properly installed will loop around each arm. The strap will be accessed through a portal between the shoulders on the upper back where it is secured in place by an FR strap. The DRD shall be removable for laundering. The access port shall be covered by an outside flap of shell material, designed to fit between the shoulder straps of an SCBA. The flap will have a NFPA-compliant 3M Scotchlite™ reflective logo patch sewn to the outside to clearly identify the feature as the DRD (Drag Rescue Device). The DRD shall not extend beyond the outside flap. This device provides a quickly deployed means of rescuing a downed firefighter. Flimsy, rope-style DRD straps will not be considered.

☒ Comply ☐ Exception

LINER ACCESS OPENING (JACKET)

The liner system of the jacket shall incorporate an opening at the leading edge of the right front panel. This opening shall run a minimum of 11 inches for the purpose of inspecting the integrity of the jacket liner system. When installed into the outer shell the Liner Access Opening shall be covered and protected by the overlap of the outer shell facing.

☒ Comply ☐ Exception

RETROREFLECTIVE FLUORESCENT TRIM

The retroreflective fluorescent trim shall be in 3 inch red/orange 3M Scotchlite™ Triple Trim (R/O borders with silver center). Each jacket shall have an adequate amount of retroreflective fluorescent trim affixed to the outside of the outer shell to meet the requirements of NFPA 1971 and OSHA.

The trim shall be in the following widths and shall be **NYC style**; 3 inch wide stripes - around the bottom of the jacket within approximately 1 inch of the hem, around the back and chest area approximately 3 inches below the armpit, around each sleeve below the elbow, around each sleeve above the elbow.

☒ Comply ☐ Exception

REINFORCED TRIM STITCHING

All reflective trim is secured to the outer shell with Nomex® thread, using a locking chainstitch TrimTrax® system. This strip of 3/32-inch strong, durable, flame resistant black Kevlar® cording provides a bed for the stitching along each edge of the retroreflective fluorescent trim surface and affords extra protection for the thread from abrasion. TrimTrax® has been proven to be 5 to 7 times more durable than single or even double rows of stitching, significantly reducing maintenance costs and providing more value and a longer service life. Two rows of stitching used to attach the trim in place of the TrimTrax® shall be considered an unacceptable alternative, since it has been proven that the two rows of stitching has insignificant impact on wear life. All trim ends shall be securely sewn into a seam for a clean finished appearance.

☒ Comply ☐ Exception

SEWN ON RETROREFLECTIVE LETTERING

Each jacket shall have 3" red/orange 3M Scotchlite™ lettering on Row A reading: JPDFD

☒ Comply ☐ Exception

HANGING LETTER RECEIVER

There shall be a combination of snap fasteners and FR hook & loop fastener tape attached to the rear inside hem of the jacket to accept a hanging letter patch.

☒ Comply ☐ Exception

HANGING LETTER PATCH – OPTION

If preferred, the hanging letter patch shall be constructed of a double layer of outer shell material. The letter patch will attach to the rear inside hem of the jacket to the combination of snap fasteners and FR hook & loop fastener tape. The hanging letter patch shall have 3" red/orange 3M Scotchlite™ lettering reading: FF'S NAME

☒ Comply ☐ Exception

COLLAR & FREE HANGING THROAT TAB

The collar shall consist of a minimum four-layer construction and be of one-piece design. There shall be two layers of specified moisture barrier material sandwiched in between two layers of outer shell fabric (see Moisture Barrier section). The forward inside ply of moisture barrier shall be sewn to the inside of the collar along the edges only. The multi-layered configuration shall provide protection from water and other hazardous elements, while maintaining thermal protection. The collar shall be a minimum of 3 inches high and graded to chest size. The leading edges of the collar shall extend up evenly from the leading edges of the jacket front body panels so that no gap occurs at the throat area. The collar back layers of outer shell and moisture barrier shall be joined to the body panels with a minimum of two rows of stitching. The collar front layers of outer shell and moisture barrier fabric shall have a series of minimum 6 snap fasteners on lower edge of the collar. The top most collar shall be turned under and finished such that the snaps on the collar will not be able to contact the wearer's skin. There shall be corresponding snap fasteners on a moisture barrier leader, which is sewn to the thermal liner system to engage the snaps on the collar. The snaps on the thermal liner system leader will be installed such that they do not penetrate from the outer shell through to the inner layers. This moisture barrier leader on the thermal liner system shall be sandwiched between the underside of the top collar shell fabric and moisture barrier material and the bottom collar shell fabric and moisture barrier material so as to reduce the possibility of liner detachment while donning and doffing.

The throat tab shall consist of a minimum of four-layer construction and be a scoop type design. There shall be of two plies of outer shell material with two center plies of moisture barrier material. The throat tab shall measure not less than 3 inches wide at the center tapering to 2 inches at each end with a total length of approximately 9 inches. The throat tab will be attached to the right side of the collar by a 1 inch wide by 1 inch long piece of Nomex® twill webbing. The throat tab shall be secured in the closed and stowed position with FR hook and loop fastener tape. The FR hook and loop fastener tape shall be oriented to prevent exposure to the environment when the throat tab is in the closed position. Two 1½ inch by 3 inch pieces of FR loop fastener tape shall be sewn horizontally to the inside of each end of the throat tab. Corresponding pieces of FR hook fastener tape measuring 1 inch by 3 inches shall be sewn horizontally to the leading outside edge of the collar on each side, for attachment and adjustment when in the closed position and wearing a breathing apparatus mask. In order to provide a means of storage for the throat tab when not in use, a 1 inch by 3 inch piece of FR hook fastener tape shall be sewn horizontally to the inside of the throat tab immediately under the 1½ inch by 3 inch pieces of FR loop fastener tape. The collar closure strap shall fold in half for storage with the FR loop

fastener tape engaging the FR hook fastener tape.

A hanger loop constructed of a double layer of outer shell material shall be sewn to the top of the collar at the center.

☒ Comply ☐ Exception

JACKET FRONT

The jacket shall incorporate separate facings to ensure there is no interruption in thermal or moisture protection in the front closure area. The facings shall measure approximately 2½ inches wide, extend from collar to hem, and be double stitched to the underside of the outer shell at the leading edges of the front body panels. A breathable moisture barrier material shall be sewn to the jacket facings and configured such that it is sandwiched between the jacket facing and the inside of the respective body panel. The breathable film side shall face inward to protect it. There shall be wicking barrier constructed of Crosstech® 2F moisture barrier material installed on the front closure system on the left and right side directly below the front facings to ensure continuous protection and overlap. The wicking barrier shall extend no more than a maximum of ¾ inch beyond the inner facing and false facing shall be unacceptable. The thermal liner and moisture barrier assembly shall be attached to the jacket facings by means of snap fasteners.

☒ Comply ☐ Exception

STORM FLAP

A rectangular storm flap measuring approximately 3 inches (6 inches for hook and dee inside/FR hook and loop fastener tape outside closure; aka #7C) wide and a minimum of 23 inches long (based on a 32 inch length jacket) shall be centered over the left and right body panels to ensure there is no interruption in thermal or moisture protection in the front of the jacket. The outside storm flap shall be constructed of two plies of outer shell material with a center ply of breathable moisture barrier material. The outside storm flap shall be double stitched to the right side body panel and shall be reinforced at the top and bottom with backtacks.

☒ Comply ☐ Exception

STORM FLAP AND JACKET FRONT CLOSURE SYSTEM

The jacket shall be closed by means of a 22 inch size #10 heavy duty high-temp smooth-gliding YKK Vislon® zipper on the jacket fronts and FR hook and loop fastener tape on the storm flap. The teeth of the zipper shall be mounted on black Nomex® tape and shall be sewn into the respective jacket fronts. The storm flap shall close over the left and right jacket body panels and shall be secured with FR hook and loop fastener tape. A 1½ inch piece of FR loop fastener tape shall be installed along the leading edge of the storm flap on the underside with four rows of stitching. A corresponding 1½ inch piece of FR hook fastener tape shall be sewn with four rows of stitching to the front body panel and positioned to engage the loop fastener tape when the storm flap is closed over the front of the jacket.

☒ Comply ☐ Exception

CARGO/HANDWARMER EXPANSION (BELLOWS) POCKETS

Each jacket front body panel shall have a 2 inch deep by 8 inch wide by 8 inch high expansion pocket, double stitched to it and shall be located such that the bottom of the pockets are at the bottom of the jacket for full functionality when used with an SCBA. Retroreflective trim shall run over the bottom of the pockets so as not to interrupt the trim stripe. Two rust resistant metal drain eyelets shall be installed in the bottom of each expansion pocket to facilitate drainage of water. *The expansion pocket shall be reinforced with a layer of Kevlar® approximately 5 inches up on the inside of the pocket.* The pocket flaps shall be rectangular in shape, constructed of two layers of outer shell material and shall measure approximately 3 inches deeper than the pocket expansion and ½ inch wider than the pocket. The upper pocket corners shall be reinforced with proven backtacks and pocket flaps shall be reinforced with backtacks. The pocket flaps shall be closed by means of FR hook and loop fastener tape. Two pieces of 1 ½ inch by 3 inch FR hook fastener tape shall be installed vertically on the inside of each pocket flap (one piece on each end). A single strip of 1 ½ inch FR loop fastener tape shall be installed horizontally on the outside of each pocket near the top (extending the full length of the pocket) and positioned to engage the hook fastener tape.

Additionally, a separate hand warmer pocket compartment will be provided under the expandable cargo pocket. This compartment will be accessed from the rear of the pocket and shall be lined with Nomex® Fleece for warmth and comfort. Shell material linings shall not be considered acceptable.

☒ Comply ☐ Exception

AXTION® SLEEVES

The sleeves shall be of two piece construction and contoured, having an upper and a lower sleeve. Both the under and upper sleeve shall be graded in proportion to the chest size. For unrestricted movement, on the underside of each sleeve there shall be two outward facing pleats located on the front and back portion of the sleeve on the shell and thermal liner. On the moisture barrier, the system will consist of two darts, rather than pleats, to allow added length in the under sleeve. The moisture barrier darts will be seam sealed to assure liquid resistance integrity.

The pleats shall expand in response to upper arm movement and shall fold in on themselves when the arms are at rest. This expansion shall allow for greater multi-directional mobility and flexibility in the shoulder and arm areas, with little restriction or jacket rise. Neither stove-pipe nor raglan-style sleeve designs will be considered acceptable.

☒ Comply ☐ Exception

SLEEVE CUFF REINFORCEMENTS

The sleeve cuffs shall be reinforced with gold Ara-Shield® material. The cuff reinforcements shall not be less than 2 inch in width and folded in half, approximately one half inside and one half outside the sleeve end for greater strength and abrasion resistance. The cuff reinforcement shall be double stitched to the sleeve end; a single row of stitching shall be considered unacceptable. This independent cuff provides an additional layer of protection as compared to a turned and stitched cuff. Jackets finished with a turned and stitched cuff do not provide the same level of abrasion resistance and will be considered unacceptable.

☒ Comply ☐ Exception

WRISTLETS / ELASTICIZED ADJUSTABLE SLEEVE WELLS

Each jacket shall be equipped with **Nomex® hand and wrist guards** (over the hand) not less than 7 inches in length and of double thickness. A separate thumbhole with an approximate diameter of 2 inches shall be recessed approximately 1 inch from the leading edge. Nomex® knit is constructed of 96% Nomex® and 4% Spandex for shape retention. The color of the wristlets shall be grey.

The wristlets shall be sewn to the end of the liner sleeves. Flame resistant neoprene coated cotton/polyester material shall be sewn to the inside of the sleeve shell approximately 5 inches from the sleeve end and extending toward the cuff forming the sleeve well. The neoprene sleeve well shall form an elasticized cuff end with an FR hook and loop fastener tape tab providing a snug fit at the wrist and covering the knit wristlet. This sleeve well configuration serves to prevent water and other hazardous elements from entering the sleeves when the arms are raised. The neoprene material shall also line the inside of the sleeve shell from the cuff to a point approximately 5 inches back, where it joins the sleeve well and is double stitched to the shell. Four Ara-shield® snap tabs will be sewn into the juncture of the sleeve well and wristlet. The tabs will be spaced equidistant from each other and shall be fitted with female snap fasteners to accommodate corresponding male snaps in the liner sleeves. One of the Ara-shield® snap tabs shall be a different color in the liner to correspond with color coded snap tabs for ease of matching the liner system to the outer shell after inspection or cleaning is completed. This configuration will ensure there is no interruption in protection between the sleeve liner and wristlet.

☒ Comply ☐ Exception

ELBOW THERMAL ENHANCEMENT

An additional layer of thermal liner material shall be sewn to the elbow area of the liner system for added protection at contact points and increased thermal insulation in this high compression area. The elbow thermal enhancement layers shall be sandwiched between the thermal liner and moisture barrier layers of the liner system and shall be stitched to the thermal liner layer only. Finished dimension shall be approximately 5 inches by 8 inches. All edges shall be finished by means of overedging. Raw or unfinished edges shall be considered unacceptable. Thermal scraps shall not be substituted for full-cut fabric padding.

☒ Comply ☐ Exception

LINER SHOULDER AND UPPER BACK THERMAL ENHANCEMENT

A minimum of one additional layer of thermal liner material shall be used to increase thermal insulation in the upper back, front and shoulder area of the liner system. This full-cut thermal enhancement layer shall drape over the top of each shoulder extending from the collar to the sleeve/shoulder seam, down the front approximately 5 inches from the juncture of the collar down the back to a depth of approximately 5 ¾ inches to provide greater CCHR protection in this high compression area. The upper back, front and shoulder thermal enhancement layers shall be sandwiched between the thermal liner and moisture barrier layers of the liner system and shall be stitched to the thermal liner layer only. The thermal enhancement layer shall have finished edges by means of overedging. Raw or unfinished edges shall be considered unacceptable. Thermal scraps shall not be substituted for full-cut fabric padding. Smaller CCHR reinforcements shall not be considered acceptable since they provide far less area of coverage.

☒ Comply ☐ Exception

RADIO POCKET

Each jacket shall have a pocket designed for the storage of a portable radio. This pocket shall be of box type construction, double stitched to the jacket and shall have one drainage eyelet in the bottom of the pocket. The pocket flap shall be constructed of two layers of outer shell material measuring approximately 3 inches longer than the depth of the pocket and ¼ inch wider than the pocket. The pocket flap shall be closed by means of FR hook and loop fastener tape. A 1½ inch by 3 inch piece of FR hook fastener tape shall be installed on the inside of the pocket flap beginning at the center of the bottom of the flap. A 1½ inch by 3 inch piece of FR loop fastener tape shall be installed horizontally on the outside of the pocket near the top center and positioned to engage the hook fastener tape. In addition, the entire inside of the pocket shall be lined with neoprene coated cotton/polyester material to ensure that the radio is protected from the elements. The impermeable barrier material shall also be sandwiched between the two layers of outer shell material in the pocket flap for added protection. The radio pocket shall measure approximately 3 inches deep by 3.5 inches wide by 9 inches high and shall be installed on the left chest.

NOTCHED RADIO POCKET FLAP

The radio pocket flap shall be notched to accommodate the radio antenna on the left side as worn.

☒ Comply ☐ Exception

MICROPHONE STRAP

A strap shall be constructed to hold a microphone for a portable radio. It shall be sewn to the jacket at the ends only. The size of the microphone strap shall be 1 inch x 3 inches. The microphone strap shall be mounted above the radio pocket and shall be constructed of double layer outer shell material.

☒ Comply ☐ Exception

FLASHLIGHT RETAINER STRAP

The jackets shall be equipped with a flashlight retainer strap. A double thickness strap of outer shell material measuring approximately 1 inch by 12 inches, shall be double stitched to the jacket in the middle of the strap. 1 inch by 4 inch flame resistant hook and loop fastener tape shall be attached to the loose ends of the strap so that they may be joined together around the flashlight. The retainer strap shall be located on the right chest, 2 ½ inches from the stormflap.

☒ Comply ☐ Exception

COAT HOOK

Each jacket shall be equipped with an inward facing safety hook (coat hook). The coat hook shall be triple riveted in a vertical position to an approximate 3 inch by 3 inch piece of self material outer shell patch. The patch shall be double needle stitched to the right chest, 3 ½ inches above the hook and loop flashlight retainer strap.

☒ Comply ☐ Exception

PARTICULATE GUARD – JACKET

The jackets shall be equipped with a Particulate Guard System slightly above the hemline to reduce the introduction of foreign matter onto the wearer. The system shall be constructed of two layers; one layer of yellow TecaSafe material, the second layer of a neoprene coated material. The two layers shall be overedged at the top of the guard, then turned in topstitched to liner system approximately 4 ¼ inches above the hemline of the liner. It shall measure approximately 4 ½ inches wide at the center rear of the hem, tapering to approximately 1 ½ inches wide at the leading edges of the right and left front panels. The bottom of the system shall encase a continuous band of an elasticized material extending the entire length of the guard. At the leading edge of the right and left front panels, there shall be a male snap fastener, which shall be placed to engage with a female snap fastener on the front facings of the jacket shell, completing the closure of the system around the wearer's waist area.

☒ Comply ☐ Exception

PANT CONSTRUCTION

BODY

The body of the shell shall be constructed of four separate body panels consisting of two front panels and two back panels. The body panels shall be shaped so as to provide a tailored fit, thereby enhancing body movement and shall be joined together by double stitching with Nomex® thread. In addition to the four body panels, there shall be a seamless, one-piece crotch gusset. The one-piece gusset allows for less bulk, comfort and more freedom of movement in this high stress area. The body panels, seam lengths and crotch gusset shall be graded to size to assure accurate fit in a broad range of sizes.

The front body panels will be wider than the rear body panels to provide more fullness over the knee area. This is accomplished by rolling the side leg seams (inside and outside) to the rear of the pant leg beginning at the knee. The slight taper will prevent premature wear of the side seams by pushing them back and away from the primary high abrasion areas encountered on the sides of the lower legs.

☒ Comply ☐ Exception

CONTOURED SADDLE

The rise of the rear pant center back seam, including gusset, from the top back of the waistband to where it intersects the inside leg seams at the crotch shall exceed the rise at the front of the pant by approximately 8 inches. The longer rear center back seam provides added length in the seat for mobility without restriction when stepping up, kneeling, or crawling and maintains proper alignment of the knee, without twisting, directly over the kneepads when kneeling and crawling.

☒ Comply ☐ Exception

LINER ACCESS OPENING (PANT)

The thermal liner and moisture barrier layers of the pant liner system shall be constructed in such a way as to allow an access opening for interior inspection, service and replacement. The thermal liner and moisture barrier layers shall be stitched together for security and prevention of inadvertent use of one layer without the other. The liner system shall have a reinforcement material sewn to the bottom of the fly opening. This reinforcement will serve to prevent the liner from tearing in that area from the constant donning and doffing of the pants.

The liner system of the pant shall incorporate an opening along the back of the waistline for ease in inspecting the inner layers and to facilitate performing the complete Liner Inspection. The thermal liner and moisture barrier shall be individually bound with a neoprene coated bias cut tape and joined together on each of the front panels, along the waistband from the front fly opening to side seam. The back of the liner system will be allowed to remain open with two snaps on either side of the back seam to attach the moisture barrier layer to the thermal liner layer. As described previously, the pant thermal layer system snaps directly to the independent waistband by means of nine snap fasteners. There shall be no hook and loop used to close the liner access opening.

☒ Comply ☐ Exception

RETROREFLECTIVE FLUORESCENT TRIM

The pants shall have a stripe of retroreflective fluorescent trim encircling each leg below the knee to comply with the requirements of NFPA #1971 in 3 inch red/orange 3M Scotchlite™ Triple Trim (R/O borders with silver center). Bottom of trim band shall be located approximately 3" above cuff.

☒ Comply ☐ Exception

REINFORCED TRIM STITCHING

All sewn on reflective trim is secured to the outer shell with Nomex® thread, using a locking chainstitch TrimTrax® system. This strip of 3/32-inch strong, durable, flame resistant black Kevlar® cording provides a bed for the stitching along each edge of the retroreflective fluorescent trim surface and affords extra protection for the thread from abrasion. TrimTrax® has been proven to be 5 to 7 times more durable than single or even double rows of stitching, significantly reducing maintenance costs and providing more value and a longer service life. Two rows of stitching used to attach the trim in place of the TrimTrax® shall be considered an unacceptable alternative, since it has been proven that the two rows of stitching has insignificant impact on wear life. All trim ends shall be securely sewn into a seam for a clean finished appearance.

☒ Comply ☐ Exception

ELASTICIZED WAISTBAND

The pant design facilitates the transfer of the weight of the pant to the hips instead of shoulders and suspenders. The two rear outer-shell body panels, beginning at the pant side seams, shall incorporate an elasticized waist insert, running from the side seam towards the back of the trouser for an approximate

distance of 4 inches. The rear elasticized waist inserts shall be integral to the shell of the pant and the elasticized portions shall be covered by the outer shell fabric of the pant.

The waist area of the pants shall be reinforced on the inside with a separate piece of black aramid outer shell material, cut on the bias (diagonally). The reinforcement shall be folded in half, for a finished bottom edge and shall have a finished width of not less than approximately 1½ inches. The top edge of the waistband reinforcement shall be double stitched to the outer shell at the top of the pants. The lower edge of the waistband shall be unattached to the shell to accept the thermal liner and moisture barrier. The top of the thermal liner and moisture barrier shall be secured to the underside of the waistband reinforcement by means of nine snaps, spaced equidistant along the length of the waistband reinforcement. Inserting the liner system between the waistband reinforcement and outer shell serves to reduce the possibility of liner detachment while donning and doffing. The independent waistband construction affords greater comfort and fit than a turned and stitched method. Pants that do not include an independent waistband or are not cut on the bias will not provide the same amount of stretch to the garment and shall be considered unacceptable.

☒ Comply ☐ Exception

EXTERNAL / INTERNAL FLY FLAP

The pants will have a vertical outside fly flap constructed of two layers of outer shell material, with a layer of moisture barrier material sandwiched between. The fly flap shall be double stitched to the left front body panel and shall measure approximately 2 ¾ inches wide, with a length graded to size based on waist measurement and reinforced with bartacks at the base. An internal fly flap constructed of one layer of outer shell material, thermal liner and specified moisture barrier, measuring approximately 2 inches wide, with a length graded to size based on waist, shall be sewn to the leading edge of the right front body panel.

The underside of the outside fly flap shall have a 1½ inch wide piece of FR loop fastener tape quadruple stitched full length along the shell material only; stitching shall not penetrate the moisture barrier insert between the two shell fabric layers to insure greater thermal protection and reduced water penetration. A corresponding strip of 1½ inch wide piece of FR hook fastener tape shall be quadruple stitched to the outside right front body panel securing the fly in a closed position.

☒ Comply ☐ Exception

CLOSURE SYSTEM - HALF BLACK BELT WITH TUNNEL

Each pant shall include an approximate 2 inch wide black aramid belt with a self locking hi-temp thermoplastic buckle serving as the exterior primary positive locking closure. Sizing adjustment shall be provided by means of the black belting which can be threaded through the male portion of the 2 inch thermoplastic buckle; this buckle shall also provide a quick-release mechanism for donning and doffing.

The belt shall be attached to the two front body panels of the pant at the side seams and shall run through tunnels constructed of black 6.0 osy aramid outer shell material, protecting the belt from damage. The tunnels will begin at the side seams and run to the front of the pant, terminating at the buckle closure system. A single belt loop constructed of a double layer of black 6.0 osy aramid measuring approximately ½ inch by 3 inches shall be attached to the topside of the right side tunnel. The belt loop shall be located approximately 2 inches from the tunnel opening for storage of the belt tab.

☒ Comply ☐ Exception

ARTICULATED KNEE

The outer shell of the pant legs shall be constructed with horizontal pleats in the knee area with corresponding darts in the liner. In order to provide increased freedom of movement and maximum flexibility, extra material is built into the knee area and this additional fullness is contained by stitching down the pleats on the inside of the shell. The knee reinforcement shall be installed proportionate to the pant inseam, in such a manner that it falls in an anatomically correct knee location.

The thermal liner shall be constructed with four darts per leg in the front of the knee. Two shall be located above the knee (one on each side) and two shall be located below the knee (one on each side). On the moisture barrier, the system shall consist of two darts, rather than pleats, to allow added length in the under knee. The darts in the liner provide a natural bend at the knee. The darts in the liner work in conjunction with the expansion panels in the outer shell to increase freedom of movement when kneeling, crawling, climbing stairs or ladders, etc.

☒ Comply ☐ Exception

LINER KNEE THERMAL ENHANCEMENT

A minimum of one additional layer of specified thermal liner and one additional layer of moisture barrier material, measuring a minimum of 9 inches by 11 inches, shall be sewn to the knee area of the liner system for added CCHR protection and increased thermal insulation in this high compression area. The knee thermal enhancement layers shall be sandwiched between the thermal liner and moisture barrier layers of the liner system and shall be stitched to the thermal liner layer only. The thermal enhancement layer shall have finished edges by means of overedging. Raw or unfinished edges shall be considered unacceptable. Thermal scraps shall not be substituted for full-cut fabric padding. Smaller CCHR reinforcements shall not be considered acceptable since they provide far less area of coverage.

☒ Comply ☐ Exception

CATHEDRAL KNEE REINFORCEMENTS

The knee area shall be reinforced with gold Ara-Shield® material. The cathedral shaped knee reinforcement shall be centered on the leg to ensure proper coverage when bending, kneeling and crawling. The knee reinforcements shall measure a minimum of approximately 7 inches wide by 12 inches high at the highest point and shall be double stitched to the outside of the outer shell in the knee area for greater strength and abrasion resistance. The articulated cathedral knee reinforcement shall be constructed by means of 2 horizontal full length darts, spaced equidistance over the height of the knee reinforcement and cut and stitched to the shell in such a way that there shall be an arch at the top of the reinforcement, tapering down the sides of the reinforcement with a squared off bottom. Knee reinforcements of a smaller size do not provide the same protective coverage and shall be considered unacceptable. The lower edge of the Ara-Shield® knee reinforcement shall be turned under so that the lower row of stitching is covered and protected from abrasion.

☒ Comply ☐ Exception

PADDING UNDER KNEE REINFORCEMENTS

Padding for the knees shall be accomplished with one layer of Silizone® foam, sandwiched between the thermal liner and moisture barrier. The placement of Silizone® padding on the thermal versus the shell reduces bulk in the shell and also serves to protect the padding from abrasion and other wear issues that the outer shell is subject to. Pants with Silizone® knee padding on the shell as opposed to on the liner, do not provide the same level of bulk reduction and abrasion resistance and are not recommended.

☒ Comply ☐ Exception

EXPANSION (BELLOWS) POCKETS

An expansion pocket, measuring approximately 2 inches deep by 10 inches wide by 10 inches high shall be double stitched to the side of each leg straddling the out-seam above the knee and positioned to provide accessibility. *The lower half of each expansion pocket shall be reinforced with an additional layer of Kevlar® twill material on the inside.* Two rust resistant metal drain eyelets shall be installed on the underside of each expansion pocket to facilitate drainage of water. The pocket flaps shall be rectangular in shape, constructed of two layers of outer shell material and shall measure approximately 3 inches deeper than the pocket expansion and ½ inch wider than the pocket. The upper pocket corners shall be reinforced with proven backtacks and pocket flaps shall be reinforced with backtacks. The pocket flaps shall be closed by means of FR hook and loop fastener tape. Two pieces of 1½ inch by 3 inch FR hook fastener tape shall be installed vertically on the inside of each pocket flap (one piece on each end). A single strip of 1 ½ inch FR loop fastener tape shall be installed horizontally on the outside of each pocket near the top (extending the full length of the pocket) and positioned to engage the hook fastener tape.

☒ Comply ☐ Exception

POCKET DIVIDER

The left side expansion pocket shall be equipped with a vertical divider separating the pocket into two compartments. The divider will split the pocket in the center.

☒ Comply ☐ Exception

PANT CUFF REINFORCEMENTS

The cuff area of the pants shall be reinforced with gold Ara-Shield® material. The cuff reinforcement shall not be less than 2 inch in width and folded in half, approximately one half inside and one half outside the end of the legs for greater strength and abrasion resistance. The cuff reinforcement shall be double stitched to the outer shell for a minimum of two rows of stitching. This independent cuff provides an additional layer of protection over a hemmed cuff. Pants that are turned and stitched at the cuff, as opposed to an independent cuff reinforcement, do not provide the same level of abrasion resistance and shall be

considered unacceptable.

☒ Comply

☐ Exception

PADDED RIP-CORD SUSPENDERS & ATTACHMENT

On the inside waistband shall be attachments for the standard "H" style "Padded Rip-Cord" suspenders. There will be four attachments total – 2 front, 2 back. The suspender attachments shall be constructed of black Ara-Shield® material measuring approximately ½ inch wide by 3-inches long. They shall be sewn in a horizontal position on the ends only to form a loop. The appearance will be much like a horizontal belt loop to capture the suspender ends.

A pair of "H" style "Padded Rip-Cord" suspenders shall be specially configured for use with the pants. The main body of the suspenders shall be constructed of 2 inch wide black webbing straps. The suspenders shall run over each shoulder to a point approximately shoulder blade high on the back, where they shall be joined by a 2 inch wide horizontal piece of webbing measuring approximately 8-inches long, forming the "H". This shall prevent the suspenders from slipping off the shoulders. The shoulder area of the suspenders will be padded for comfort by fully encasing the webbing with aramid batting and wrap-around black aramid.

The rear ends of the suspenders will be sewn to 2-inch wide elasticized webbing extensions measuring approximately 8-inches in length and terminating with thermoplastic loops. The forward ends of the suspender straps shall be equipped with specially configured black powder coat non-slip metal slides with teeth. Through the metal slides will be the 9 inch lengths of strap webbing "Rip-Cords" terminating with thermoplastic loops on each end. Pulling on the "Rip-Cords" shall allow for quick adjustment of the suspenders.

Threaded through and attached to the thermoplastic loops on the forward and rear ends of the suspenders will be black aramid suspender attachments incorporating two snap fasteners. The aramid suspender attachments are to be threaded through the suspender attachment loops on the inside waistband of the pants. The aramid suspender attachments will then fold over and attach to themselves securing the suspender to the pants.

☒ Comply

☐ Exception

REVERSE BOOT CUT

The outer shell pant leg cuffs will be constructed such that the back of the leg is approximately 1 inch shorter than the front. The liner will also have a reverse boot cut at the rear of the cuff and a concave cut at the front to keep the liner from hanging below the shell. This construction feature will minimize the chance of premature wear of the cuffs and injuries due to falls as a result of "walking" on the pant cuffs. Pants that have "cut-outs" in the back panel rather than a contoured boot cut shall be considered unacceptable.

☒ Comply

☐ Exception

PARTICULATE GUARD – PANT

The pants shall be equipped with a Particulate Guard System at the pant cuff and at the base of the fly to reduce the introduction of foreign matter onto the wearer. It shall be constructed of two layers; one layer of yellow TecaSafe material, the second layer of a neoprene coated material.

The two layers shall be turned in and topstitched to each other, the finished guard pieces shall then be double stitched to the liner at the cuff hemlines and at the base of the crotch. The system at the cuffs shall measure approximately 4 inches wide and run the full circumference of the liner cuff. The bottom of the system shall encase a continuous band of an elasticized material extending the full length of system. At the crotch opening shall be an elliptical shape, measuring approximately 3 inches high and 3 ½ inches wide, and secured to the binding by two rows of stitching.

☒ Comply ☐ Exception

THIRD PARTY TESTING AND LISTING PROGRAM

All components used in the construction of these garments shall be tested for compliance to NFPA Standard #1971 by Underwriters Laboratories (UL). Underwriters Laboratories shall certify and list compliance to that standard. Such certification shall be denoted by the Underwriters Laboratories certification mark.

☒ Comply ☐ Exception

LABELS

Appropriate warning label(s) shall be permanently affixed to each garment. Additionally, the NFPA certification label shall include the following information:

- Compliance to NFPA Standard #1971
- Underwriters Laboratories classified mark
- Manufacturer's name
- Manufacturer's address
- Manufacturer's garment identification number
- Date of manufacture
- Size

ISO CERTIFICATION / REGISTRATION

The protective clothing manufacturer shall be certified and registered to ISO Standard 9001 to assure a satisfactory level of quality.

☒ Comply ☐ Exception

WARRANTY

The manufacturer shall warrant these jackets and pants to be free from defects in materials and workmanship for their serviceable life when properly used and cared for.

☒ Comply ☐ Exception

HOOK AND LOOP SUPPORT PROGRAM

Support program shall cover hook or loop tape that has begun to fray or otherwise degrade from normal wear. This program shall remain in effect for a period of five years from the original date of manufacture of the garment. This support program shall cover the repair or replacement, without charge, of any hook and/or loop on the garments produced by the manufacturer providing the garments are otherwise serviceable.

This support program does NOT cover damage from fire, heat, chemicals, misuse, accident or negligence. Failure to properly care for garments will serve to void this support program.

☒ Comply ☐ Exception

SIZING BY VENDOR

Both male and female sizing samples shall be available.

☒ Comply ☐ Exception

GARMENT TRAINING AND SUPPORT

OSHA requires employees be trained on the capabilities and limitations of their Personal Protective Equipment. The selected vendor shall offer the following:

- On-site care and maintenance training shall be offered by the manufacturer. Training shall be in compliance with NFPA 1851, current edition, at the conclusion of which each participant shall receive a certificate of completion.
- An on-site OSHA mandated training class on the Knowing the Limits of Your PPE shall be offered at no charge. The training shall include structural firefighting coat, pant and boots.
-

☒ Comply ☐ Exception

BAR-CODE/RECORD KEEPING INTERFACE

A 1 dimensional barcode, in the interleaved 2 of 5 format shall be printed on the label of each separable layer of the garment.

This barcode shall represent the serial number of the garment. The manufacturer shall be able to provide a detailed list of each asset of a drop-shipped order, and shall include the following:

- Brand
- Order Number
- Serial Number
- Style Number
- Color
- Description
- Chest/Waist Size
- Jacket/pant Length
- Sleeve Length
- Date of Manufacture
- Mark-For Data

This information shall be able to be imported into the manufacturers web-based system designed to facilitate the organization and tracking of assets in accordance with the cleaning and inspection requirements of OSHA and NFPA 1851.

☒ Comply ☐ Exception

PPE RECORD KEEPING

The manufacturer shall make available and no-charge, a password protected data based backed website that does not care whose brand of PPE assets are being recorded. The website shall have the functionality to allow the manufacturer to import all of the pertinent data into the department's account so that the initial data entry by fire department personnel is eliminated.

The website shall allow for the department to use a barcode scanner, if desired, to scan the Interleaved 2 of 5 barcode found in the gear by going to the Search the Serial Number page in PPE record keeping program, and scanning the asset's barcoded serial number.

☒ Comply ☐ Exception

EXCEPTIONS TO SPECIFICATIONS

Any and all exceptions to the above specifications must be clearly stated for each heading. Use additional pages for all exceptions.

☒ Comply ☐ Exception

COUNTRY OF ORIGIN

Jackets and Pants shall be manufactured in the United States.

☒ Comply ☐ Exception

DATE: 10/16/2019
BID NO.: 50-00128459

INVITATION TO BID
THIS IS NOT AN ORDER

Page: 1

JEFFERSON PARISH

PURCHASING DEPARTMENT
P.O. BOX 9
GRETNA, LA. 70054-0009
504-364-2678

BUYER: SFOLSE@jeffparish.net

BIDS WILL BE RECEIVED IN THE WEST BANK PURCHASING DEPT, SUITE 4400, JEFFERSON PARISH GENERAL GOVERNMENT BUILDING, 200 DERBIGNY STREET, GRETNA, LA 70053 UNTIL 2:00 PM, 11/07/2019 AND PUBLICLY OPENED THEREAFTER.

For convenience, bidders may also submit bids in the East Bank Purchasing Department, Suite 404, Jefferson Parish Joseph S. Yenni Building, 1221 Elmwood Park Blvd., Jefferson LA 70123. However, if submitting bids on the day of bid opening, bidders must submit at the West Bank location only. All bids will be publicly opened at the West Bank location.

At no charge, bidders may also submit via Jefferson Parish's electronic procurement page by visiting www.jeffparishbids.net to register for this free site. Additional instructions are included in the text box highlighting electronic procurement.

LATE BIDS WILL NOT BE ACCEPTED

Unless submitting via online (see Page 3), each bid must be submitted in a sealed envelope bearing on the outside; the name of the Bidder, his address, and the name of the project for which the bid is submitted and the bid number.

NOTE: ONLY BIDS WRITTEN IN INK OR TYPEWRITTEN, AND PROPERLY SIGNED BY A MEMBER OF THE FIRM OR AUTHORIZED REPRESENTATIVE, WILL BE ACCEPTED. PENCIL AND/OR PHOTOSTATIC FIGURES OR SIGNATURES SHALL RESULT IN BID REJECTION.

INSTRUCTIONS FOR BIDDERS AND GENERAL CONDITIONS

THE FOLLOWING INSTRUCTIONS APPLY TO ALL BIDS

All bids submitted are subject to these instructions and general conditions and any special conditions and specifications contained herein, all of which are made part of this bid proposal reference. By submitting a bid, vendor agrees to comply with all provisions of Louisiana Law as well be in compliance with the Jefferson Parish Code of Ordinances, Louisiana Code of Ethics, applicable Jefferson Parish ethical standards and Jefferson Parish Resolution No. 113646 and/or Resolution No. 113647.

Jefferson Parish adheres to the Louisiana Code of Governmental Ethics, contained in Louisiana Revised Statutes Annotated, R.S. 42:1101, et seq. Vendor/Proposer by this submission, warrants that there are no "conflicts of interest" related to this procurement that would violate applicable Louisiana Law. Violation of the Louisiana Code of Governmental Ethics may result in rescission of contract, permit or licenses, and the imposition of fines and/or penalties, without contractual liability to the public in accordance with applicable law.

All vendors submitting bids should register as a Jefferson Parish vendor if not already yet registered. Registration forms may be downloaded from <http://purchasing.jeffparish.net> and by clicking on Vendor Information. Current W-9 forms with respective Tax Identification numbers and vendor applications may be submitted at any time; however, if your company is not registered and/or a current W-9 form is not on file, vendor registration is mandatory. Further, a current W-9 form and respective Tax Identification number must be supplied upon contract execution, should you be awarded a contract and/or issued purchase order. Failure to do so may result in delay of payment.

All quotations shall be based on F.O.B. Agency warehouse or job site, anywhere within the Parish as designated by the Purchasing Department. This provision does not apply to public works projects

JEFFERSON PARISH requires all products to be new (current) and all work must be performed according to standard practices for the project. Unless otherwise specified, no aftermarket parts will be accepted. Unless otherwise specified, all workmanship and materials must have at least one (1) year guaranty, in writing, from the date of delivery and/or acceptance of the project. Any deviations or alterations from the specifications must be indicated and/or supporting documentation supplied with bid submission.

Bidders should submit all questions in writing via email to the buyer's email address as indicated above, no later than Five (5) working days prior to the bid opening. Bid numbers should be mentioned in all requests. If submitting online, vendors may send questions via the E-Procurement site no later than Five (5) working days prior to the bid opening.

If this bid requires a pre-bid conference (see Additional Requirements section), bidders are advised that such conference will be held to allow bidders the opportunity to identify any discrepancies in the bid specifications and seek further clarification regarding instructions. The Purchasing Department will issue a written response to bidders' questions in the form of an Addendum. Please note that all official communication will be expressed in the form of an addendum.

All formal Addenda require written acknowledgement on the bid form by the bidder. Failure to acknowledge an Addendum on the bid form shall cause the bid to be rejected. JEFFERSON PARISH reserves the right to award bid to next lowest responsive and responsible bidder in this event.

JEFFERSON PARISH will accept one price for each item unless otherwise indicated. Two or more prices for one item will result in bid rejection. Bidders are required to complete, sign and return the bid form and/or complete and return the associated line item pricing forms as indicated. Vendors must not alter the bid forms. Doing so will cause the bid to be rejected.

A corporate resolution or written evidence of the individual signing the bid having such authority must be submitted with the bid. Failure to comply will cause bid to be rejected. For corporate entities, such written evidence may be a printout of the Louisiana Secretary of State's website listing the signatory as an officer. Such printout shall be included with the bid submission. Bids submitted by Owners or Sole Proprietorships must include certification that he or she owns the entity for which the bid is signed. This documentation must be submitted with the bid. Failure to do so will result in bid rejection.

NOTE: A sample corporate resolution can be downloaded from our website <http://purchasing.jeffparish.net> or you may provide your own document. A sample certification of sole proprietorship can also be downloaded from our website <http://purchasing.jeffparish.net> or you may provide your own document.

INSTRUCTIONS FOR BIDDERS AND GENERAL CONDITIONS

A. AWARD OF CONTRACT: JEFFERSON PARISH reserves the right to award contracts or place orders on a lump sum or individual item basis, or such combination, as shall in its judgment be in the best interest of JEFFERSON PARISH. Every contract or order shall be awarded to the LOWEST RESPONSIVE and RESPONSIBLE BIDDER, taking into consideration the CONFORMITY WITH THE SPECIFICATIONS and the DELIVERY AND/OR COMPLETION DATE. SPLIT AWARDS MADE TO SEVERAL VENDORS WILL ONLY BE GRANTED TO THOSE DEEMED RESPONSIVE AND RESPONSIBLE.

All bid prices shall remain valid for 45 days. Jefferson Parish and the lowest responsive and responsible bidder(s) by mutual written consent may mutually agree to extend the deadline for award by one (1) or more extensions of thirty (30) calendar days.

PROTESTS: Only those vendors that submit bids in response to this solicitation may protest any element of the procurement, in writing to the Director of the Purchasing Department. Written protest must be received within 48 hours of the release of the bid tabulation by the Purchasing Department. After consultation, the Parish Attorney's Office will then respond to protests in writing. (For more information, please see Chapter 2, Article VII, Division 2, Sec. 2-914.1 of the Jefferson Parish Code of Ordinances.)

PREFERENCE: Unless federal funding is directly spent by Jefferson Parish for this purchase, preference is hereby given to materials, supplies, and provisions produced, manufactured or grown in Louisiana, quality being equal to articles offered by competitors outside the state. "LSA – R.S. 38:2251-2261"

B. USE OF BRAND NAMES AND STOCK NUMBERS: Where brand names and stock numbers are specified, it is for the purpose of establishing certain minimum standards of quality. Bids may be submitted for products of equal quality, provided brand names and stock numbers are specified. Complete product data may be required prior to award.

C. CANCELLATION OF CONTRACT: JEFFERSON PARISH reserves the right to cancel all or any part if not shipped promptly. No charges will be allowed for parking or cartage unless specified in quotation. The order must not be filled at a higher price than quoted. JEFFERSON PARISH reserves the right to cancel any contract at anytime and for any reason by issuing a THIRTY (30) day written notice to the contractor.

For good cause and as consideration for executing a contract with Jefferson Parish, vendor conveys, sells, assigns, and transfers to Jefferson Parish or its assigns all rights, title and interest in and to all causes of action it may now or hereafter acquire under the antitrust laws of the United States and the State of Louisiana, relating to the particular good or services purchased or acquired by Jefferson Parish.

D. PRICES: Jefferson Parish is exempt from paying sales tax under LSA-R.S. 47:301 (8)(c). All prices for purchases by Jefferson Parish of supplies and materials shall be quoted in the unit of measure specified and unless otherwise specified, shall be exclusive of state and Parish taxes. The price quoted for work shall be stated in figures. In the event there is a difference in unit prices and totals, the unit price shall prevail.

Quantities listed are for bidding purposes only. Actual requirements may be more or less than quantities listed.

Bidders are not to exclude from participation in, deny the benefits of, or subject to discrimination under any program or activity, any person in the United States on the grounds of race, color, national origin, or sex; nor discriminate on the basis of age under the Age Discrimination Act of 1975, or with respect to an otherwise qualified handicapped individual as provided in Section 504 of the Rehabilitation Act of 1973, or on the basis of religion, except that any exemption from such prohibition against discrimination on the basis of religion as provided in the Civil Rights Act of 1964, or Title VI and VII of the Act of April 11, 1968, shall also apply. This assurance includes compliance with the administrative requirements of the Revenue Sharing final handicapped discrimination provisions contained in Section 51.55 (c), (d), (e), and (k)(5) of the Regulations. New construction or renovation projects must comply with Section 504 of the 1973 Rehabilitation Act, as amended, in accordance with the American National Standard Institute's specifications (ANSI A17.1-1961).

Jefferson Parish and its partners as the recipients of federal funds are fully committed to awarding a contract(s) to firm(s) that will provide high quality services and that are dedicated to diversity and to containing costs. Thus, Jefferson Parish strongly encourages the involvement of minority and/or woman-owned business enterprises (DBE's, including MBE's, WBE's and SBE's) to stimulate participation in procurement and assistance programs.

INSTRUCTIONS FOR BIDDERS AND GENERAL CONDITIONS

The purpose and intention of this invitation to bid is to afford all suppliers an equal opportunity to bid on all construction, maintenance, repair, operating supplies and/or equipment listed in this bid proposal. JEFFERSON PARISH WILL ACCEPT ONE BID ONLY FROM EACH VENDOR. Items bid must meet specifications.

Advertised bids will be tabulated and a copy of the tabulation will be forwarded to each responding bidder.

IN ACCORDANCE WITH STATE REGULATIONS JEFFERSON PARISH OFFERS ELECTRONIC PROCUREMENT TO ALL VENDORS

This electronic procurement system allows vendors the convenience of reviewing and submitting bids online. This is a secure site and authorized personnel have limited read access only. Bidders are encouraged to submit electronically using this free service; while the website accepts various file types, one single PDF file containing all appropriate and required bid documents is preferred. Bidders submitting uploaded images of bid responses are solely responsible for clarity. If uploaded images/documents are not legible, then bidder's submission will be rejected. Please note all requirements contained in this bid package for electronic bid submission.

Please visit our E-Procurement Page at www.jeffparishbids.net to register and view Jefferson Parish solicitations. For more information, please visit the Purchasing Department page at <http://purchasing.jeffparish.net>.

The general specifications for construction projects and the purchase of materials, services and/or supplies are those adopted by the JEFFERSON PARISH Council by Resolution No. 113646 or 113647 dated 12/09/09. The general conditions adopted by this resolution shall be considered as much a part of this document as if they were written wholly herein. A copy may be obtained from the Office of the Parish Clerk, Suite 6700, Jefferson Parish General Government Building, 200 Derbigny Street, Gretna, LA 70053. You may also obtain a copy by visiting the Purchasing Department webpage at <http://purchasing.jeffparish.net> and clicking on Online Forms.

ADDITIONAL REQUIREMENTS FOR THIS BID

PLEASE MATCH THE NUMBERS PRINTED IN THIS BOX WITH THE CORRESPONDING INSTRUCTIONS BELOW.

10,12,13,15

1. All bidders must attend the MANDATORY pre-bid conference and will be required to sign in and out as evidence of attendance. In accordance with LSA R.S. 38:2212(l), all prospective bidders shall be present at the beginning of the MANDATORY pre-bid conference and shall remain in attendance for the duration of the conference. Any prospective bidder who fails to attend the conference or remain for the duration shall be prohibited from submitting a bid for the project.
2. Attendance to this pre-bid conference is optional. However, failure to attend the pre-bid conference shall not relieve the bidder of responsibility for information discussed at the conference. Furthermore, failure to attend the pre-bid conference and inspection does not relieve the successful bidder from the necessity of furnishing materials or performing any work that may be required to complete the work in accordance with the specification with no additional cost to the owner.
3. Contractor must hold current applicable JEFFERSON PARISH licenses with the Department of Inspection and Code Enforcement. Contractor shall obtain any and all permits required by the JEFFERSON PARISH Department of Inspection and Code Enforcement. The contractor shall be responsible for the payment of these permits. All permits must be obtained prior to the start of the project. Contractor must also hold any and all applicable Federal and State licenses. Contractor shall be responsible for the payment of these permits and shall obtain them prior to the start of the project.
4. A LA State Contractor's License will be required in accordance with LSA R.S. 37-2150 et. seq. and such license number will be shown on the outside of the bid envelope. Failure to comply will cause the bid to be rejected. Additionally if submitting the bid electronically, then the license number must be entered in the appropriate field in the Electronic Procurement system. Failure to comply will cause the bid to be rejected.
5. It is the bidder's responsibility to visit the job site and evaluate the job before submitting a bid.
6. Job site must be clean and free of all litter and debris daily and upon completion of the contract. Passageways must be kept clean and free of material, equipment, and debris at all times. Flammable material must be removed from the job site daily because storage will not be permitted on the premises. Precautions must be exercised at all times to safeguard the welfare of JEFFERSON PARISH and the general public.

INSTRUCTIONS FOR BIDDERS AND GENERAL CONDITIONS

7. **PUBLIC WORKS BIDS:** All awards for public works in excess of \$5,000.00 will be reduced to a formal contract which shall be recorded at the contractor's expense with the Clerk of Court and Ex-Officio Recorder of Mortgages for the Parish of Jefferson. A price list of recordation costs may be obtained from the Clerk of Court and Ex-Officio Recorder of Mortgages for the Parish of Jefferson. All awards in excess of \$25,000.00 will require both a performance and a payment bond. Unless otherwise stated in the bid specifications, the performance bond requirements shall be 100% of the contract price. Unless otherwise stated in the bid specifications, the payment bond requirements shall be 100% of the contract price. Both bonds shall be supplied at the signing of the contract.
8. **NON-PUBLIC WORKS BIDS:** A performance bond will be required for this bid. The amount of the bond will be 100% of the contract price unless otherwise indicated in the specifications. The performance bond shall be supplied at the signing of the contract.
9. **NON-PUBLIC WORKS BIDS:** A payment bond will be required for this bid. The amount of the bond will be 100% of the contract price unless otherwise indicated in the specifications. The payment bond shall be supplied at the signing of the contract.
10. All bidders must comply with the requirements stated in the attached "Standard Insurance Requirements" sheet attached to this bid solicitation. Prior to contract executions/purchase order issuance, the successful bidder will be required to provide final insurance certificates which shall name Jefferson Parish as an additional insured in accordance with the instructions in the aforementioned "Standard Insurance Requirements" sheet.
11. A bid bond will be required with bid submission in the amount of 5% of the total bid, unless otherwise stated in the bid specifications. Acceptable forms shall be limited to cashier's check, certified check, or surety bid bond. All sureties must be in original format (no copies). If submitting a bid online, vendors must submit an electronic bid bond through the respective online clearinghouse bond management system(s) as indicated in the electronic bid solicitation on Central Auction House. No scanned paper copies of any bid bond will be accepted as part of the electronic bid submission.
12. This is a requirements contract to be provided on an as needed basis. JEFFERSON PARISH makes no representations on warranties with regard to minimum guaranteed quantities unless otherwise stated in the bid specifications.
13. Freight charges should be included in total cost when quoting. If not quoted FOB DELIVERED, freight must be quoted as a separate item. Bid may be rejected if not quoted FOB DELIVERED or if freight charges are not indicated on bid form.
14. **PUBLIC WORKS BIDS - Completed, Signed and Properly Notarized Affidavits Required;** This applies to all solicitations for construction, alteration or demolition of public buildings or projects, in conformity with the provisions contained in LSA-RS 38:2212.9, LSA-RS 38:2212.10, LSA-RS 38:2224, and Sec 2-923.1 of the Jefferson Parish Code of Ordinances. For bidding purposes, all bidders must submit with bid submission COMPLETED, SIGNED and PROPERLY NOTARIZED Affidavits, including: Non-Conviction Affidavit, Non-Collusion Affidavit, Campaign Contribution Affidavit, Debt Disclosures Affidavit and E-Verify Affidavit. For the convenience of vendors, all affidavits have been combined into one form entitled PUBLIC WORKS BID AFFIDAVIT. This affidavit must be submitted in its original format, and without material alteration, in order to be compliant and for the bid to be considered responsive. A scanned copy of the completed, signed and properly notarized affidavit may be submitted with the bid, however, the successful bidder must submit the original affidavit in its original format and without material alteration upon contract execution. Failure to comply will result in the bid submission being rejected as non-responsive. The Parish reserves the right to award bid to the next lowest responsive and responsible bidder in this event.
15. **NON PUBLIC WORK BIDS - Completed, Signed and Properly Notarized Affidavits Required** in conformity with the provisions contained in LSA – RS 38:2224 and Sec 2-923.1 of the Jefferson Parish Code of Ordinances. For bidding purposes, all bidders must submit with bid submission COMPLETED, SIGNED and PROPERLY NOTARIZED Affidavits, including: Non-Collusion Affidavit, Debt Disclosures Affidavit and Campaign Contribution Affidavit. For the convenience of vendors, all affidavits have been combined into one form entitled NON PUBLIC WORKS BID AFFIDAVIT. This affidavit must be submitted in its original format, and without material alteration, in order to be compliant and for the bid to be considered responsive. A scanned copy of the completed, signed and properly notarized affidavit may be submitted with the bid, however, the successful bidder must submit the original affidavit in its original format and without material alteration upon contract execution. Failure to comply will result in the bid submission being rejected as non-responsive. The Parish reserves the right to award bid to the next lowest responsive and responsible bidder in this event.
16. The ensuing contract for this bid solicitation may be eligible for FEMA reimbursement and/or Federal funding/reimbursement. As such, the referenced appendix will be applicable accordingly and shall be considered a part of the bid documents. All applicable certifications must be duly completed, signed and submitted with bid submission. Failure to submit applicable certifications with bid submission will result in bid rejection.
17. For this project, the Contractor shall not pay any state or local sales or use taxes on materials and equipment which are affixed and made part of the immovable property of the project or which permanently incorporated in the project (hereinafter referred to as "applicable materials and equipment"). All purchases of applicable materials or equipment shall be made by the contractor on behalf of and as the agent of Jefferson Parish (Owner), a political subdivision of the State of Louisiana. No state and local sales and use taxes are owned on applicable materials and equipment under the provisions of Act 1029 of the 1991 Regular Session – Louisiana Revised Statute 47:301(8)(c). Owner will furnish contractor a certificate form which certifies that Owner is not required to pay such state or local sales and use taxes, and contractor shall furnish a copy of such certificate to all vendors or suppliers of the applicable materials and equipment

It shall be the duty of every parish officer, employee, department, agency, special district, board, and commission; and the duty of every contractor, subcontractor, and licensee of the parish, and the duty of every applicant for certification of eligibility for a parish contract or program, to cooperate with the Inspector General in any investigation, audit, inspection, performance review, or hearing pursuant to Jefferson Parish Code of Ordinances Section 2-155.10(19). By submitting a bid, vendor acknowledges this and will abide by all provisions of the referenced Jefferson Parish Code of Ordinances.

See Page 1 for Conflicts of Interest Statement