

INVITATION TO BID
THIS IS NOT AN ORDER

Page: 4

DATE: 11/02/2018

BID NO.: 50-00124703

JEFFERSON PARISH

PURCHASING DEPARTMENT
P.O. BOX 9
GRETNA, LA. 70054-0009
504-364-2678

VENDOR: PEMBA Inc.

BUYER: DABRAHAM

As per LSA-RS 47:301 et seq., all governmental bodies are excluded from payment of sales taxes to any Louisiana taxing body. Quotations shall be based on F.O.B. Agency warehouse or jobsite, anywhere within the Parish as designated by the Purchasing Department.

JEFFERSON PARISH reserves the right to cancel all or any part of an order if not shipped promptly. No charges will be allowed for parking or cartage unless specified in quotation. The order must not be filled at a higher price than quoted. JEFFERSON PARISH reserves the right to cancel at any time and for any reason by issuing a THIRTY (30) day written notice to the contractor.

JEFFERSON PARISH is expecting all products to be new and all work to be done in workman-like manner, according to standard practices. Any deviations or alteration from the specifications must be indicated on the bid form for each item and upon request, product data for same must be submitted by the time specified by the Purchasing Department.

DELIVERY: FOB JEFFERSON PARISH

INDICATE DELIVERY DATE ON EQUIPMENT AND SUPPLIES

2-4 weeks

INDICATE STARTING TIME (IN DAYS) FOR CONSTRUCTION WORK

N/A

INDICATE COMPLETION TIME (IN DAYS) FOR CONSTRUCTION WORK

N/A

In the event that addenda are issued with this bid, bidders MUST acknowledge all addenda on the bid form. Bidder must acknowledge receipt of an addendum on the bid form as indicated. Failure to acknowledge any addendum on the bid form will result in bid rejection.

Acknowledge Receipt of Addenda: NUMBER: Addendum #1

NUMBER: _____

NUMBER: _____

NUMBER: _____

LOUISIANA CONTRACTOR'S LICENSE NO.: (if applicable) _____

***** ALL BIDDERS MUST COMPLETE SECTION BELOW *****

FIRM NAME:

PEMBA Inc.

SIGNATURE:

(Must be signed here)



TITLE:

Director

PRINT OR TYPE NAME:

Zachary Fradella

ADDRESS:

104 P. Street

CITY, STATE:

Belle Chasse, LA

ZIP:

70037

TELEPHONE:

(504) 613-6362

FAX:

(504) 303-4392

EMAIL ADDRESS:

zackf@pemba.biz

TOTAL PRICE OF ALL BID ITEMS: \$ \$3,141.06

INVITATION TO BID FROM JEFFERSON PARISH - continued

BID NO.: 50-00124703

SEALED BID

ITEM NUMBER	QUANTITY	U/M	DESCRIPTION OF ARTICLES	UNIT PRICE QUOTED	TOTALS
1	12.00	EA	A purchase of blowers, LED fixtures, conduit fittings, etc. for the Department of Sewerage	\$7.02	\$84.29
			0001 - Fitting, conduit, 1/2 inch, type C, FM7, Grayloy-iron body with wedge-lok clip cover and gasket, Appleton no. C17 (0876050)	Topaz C1G7/771GLT	
2	12.00	EA	0002 - Coupling, electrical conduit, rigid, aluminum, female iron pipe	\$1.43	\$17.14
			thread, 1 inch (0878320)	Topaz 51AZ	
3	16.00	EA	0003 - Rail din, 36 inch length, Idec brand No. BNDN1000	\$9.99	\$159.84
			Deutsches institute fur normung (0878880)	As Specified	
4	30.00	EA	0004 - Fixture, LED, wall pack, outdoor general purpose, 2000 lumens,	\$95.99	\$2,879.79
			recommended mounting height 10 to 15 feet, Acuity Lithonia Lighting no. TWR1 led 1 50K mvolt (0881210)	Topaz F-WP40WLED	
5	6.00	EA	0005 - Blower, shaded pole, 1/12 hp, 115 volt, 1650 RPM, auto thermal	N/A	
			protection, 6-3/16 inch wheel diameter, 485 CFM (0891720)		
6	6.00	EA	0006 - Blower, 1/2 HP, American Fan no. AF-9-B10127-5 (0891790)	N/A	

Rigid Conduit Bodies

C Type - Form 7

Features

- NPT tapered hubs
- NEMA FB 1/NEMA 3R raintight when installed with cover and gasket
- Suitable for Class 1 Div.2 hazardous locations when installed according to NEC 2014 501.10(B)(4)

Applications

- Serves as pull outlet for conductors being installed

Standard Material

- Gray iron

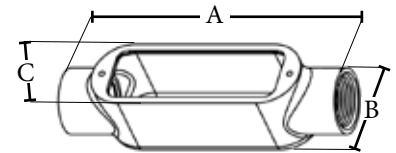
Standard Finish

- Zinc plated
- Eco-friendly finish with superior corrosion resistant coating
- ASTM B117 (200+ HR NaCL spray test)
- Highly resistant to solvents, fuels and acids



E195124

UL 514A and UL 514B
Fed. Spec A-A-50563
NEMA FB 1



Catalog Number	UPC	Size	Wire Size		Internal Volume (in ³)	Ship Case	Weight/Case	Inches		
			Max. Number	Max. Size				A	B	C
C1G7	86915	1/2"	---	---	3.8	10	8	5.30	1.50	1.40
C2G7	86916	3/4"	3	6 AWG	5.8	10	12	6.20	1.70	1.70
C3G7	86917	1"	3	4 AWG	9	5	9	7.30	1.80	1.90
C4G7	86918	1-1/4"	3	2 AWG	17.8	10	27	7.40	2.20	2.30
C5G7	86919	1-1/2"	3	2 AWG	24	10	33	8.20	2.40	2.60
C6G7	86920	2"	3	1/0 AWG	45	5	25	9.10	3	3.10
C7G7	86921	2-1/2"	3	2/0 AWG	95.8	1	10	12.40	4.30	3.70
C8G7	86922	3"	3	2/0 AWG	119	1	13	12.40	4.30	4.40

Conduit Body Cover

Form 7 Liquidtight with Integral Gasket

Features

- Domed for extra capacity
- Liquidtight, raintight, oiltight
- Suitable for use in Class I Division 2, Class II Division 1 & 2, Class III Division 1 hazardous locations
- Unique wedge clamp cover design allows easy removal without damaging the conduit body; domed cover design provides additional capacity
- NEMA 4X rated

Applications

- Interchangeable with all major brand Form 7 conduit bodies

Standard Material

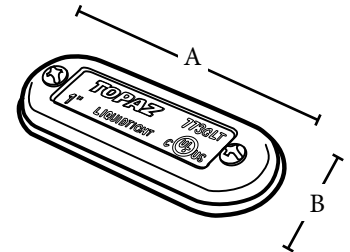
- Gray iron
- Stainless steel screws
- Silicone gasket

Standard Finish

- Eco-friendly finish with superior corrosion resistant coating
- Exceeds 200 hour salt spray test



UL 514A
Federal spec A-A-50563
NEMA FB 1 NEMA 4X rated



Catalog Number	UPC	Size	Unit Carton	Ship Case	Weight/Case	Inches		Depth
						A	B	
771GLT	87196	1/2"	10	100	36	3.70	1.30	.60
772GLT	87197	3/4"	10	100	38	4.30	1.60	.50
773GLT	87198	1"	5	50	29	5	1.80	.60
774GLT	87199	1-1/4"	---	25	21	5.60	2.20	.70
775GLT	87200	1-1/2"	---	20	21	6.10	2.40	.70
776GLT	87201	2"	---	20	40	7.10	3	.70
777GLT	87202	2-1/2" - 3"	---	10	20	9.10	4.30	.80
779GLT	87203	3-1/2" - 4"	---	10	31	11	5.30	.80

Rigid Couplings

Tubular Threaded Type - Aluminum

Features

- Rigid aluminum couplings are available from 1/2" thru 4"
- Manufactured from 6063 Aluminum Alloy for lightweight and corrosion resistant protection
- NPSM threads
- UL listed, UL6 / ANSI C80.5

Application

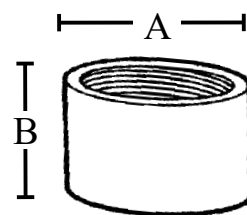
- For use with aluminum rigid conduit or elbows in a harsh or clean environment, such as waste-water treatment, food processing, oil refineries, paper mills, and power plants

Standard Material

- 6063 aluminum alloy

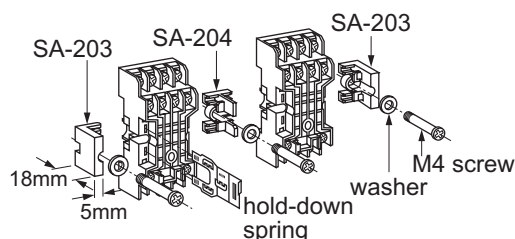


UL listed UL 6 and ANSI C80.5



Catalog Number	UPC	Size	Outside Diameter	Threads Per Inch	Ship Case	Weight/ Case	Inches	
							A	B
51AL	87230	1/2"	1.08"	14	150	6	1.08	1.67
52AL	87231	3/4"	1.33"	14	50	5	1.33	1.69
53AL	87232	1"	1.56"	11-1/2	30	4	1.56	1.97
54AL	87233	1-1/4"	1.95"	11-1/2	25	5	1.95	2.07
55AL	87234	1-1/2"	2.22"	11-1/2	25	6	2.22	2.11
56AL	87235	2"	2.75"	11-1/2	20	7	2.75	2.14
57AL	87236	2-1/2"	3.28"	8	12	7	3.28	3.24
58AL	87237	3"	3.97"	8	8	7	3.97	3.31
59AL	87238	3-1/2"	4.44"	8	4	4	4.44	3.41
60AL	87239	4"	5.00"	8	4	5	5	3.54

Accessories



Description	Appearance	Use with	Part No.	Remarks
Aluminum DIN Rail (1 meter length)		All DIN rail sockets	BNDN1000	IDEC offers a low-profile DIN rail (BNDN1000). The BNDN1000 is designed to accommodate snap-mount sockets. Made of durable extruded aluminum, the BNDN-1000 measures 0.413 in height and 1.37 (35mm) in width (DIN standard). Standard length is 39" (1,000mm).
DIN Rail End Stop		DIN rail	BNL5	9.1 mm wide.
Surface Mount End Connector		SY2S, SY4S, SR3B, SH1B, SH2B, SH3B, SH4B	SA-203	For use on ends of socket groupings when surface mounting.
			SA-204	For use between adjoining sockets when surface mounting.
Surface Mount Connector		SY2S, SY4S, SR3B, SH1B, SH2B, SH3B, SH4B	SA-405	For use between adjoining sockets when surface mounting.
DIN Rail Spacer		All DIN rail sockets	SA-406	
Steel Mounting Plates (for panel mount sockets)		SY4S-51, SH2B-51	SA-402	11.42" length with 10 holes.
		SY4S-51, SH2B-51	SA-403	23.33" length with 21 holes.
Relay Holders		RH2B, RM2S, RY4S, RY42S, RU4S, RU42S	RH-01	For diagram, see next page.
		RY2S, RH1B	RH-03	
Replacement Hold-Down Spring Anchor		Horseshoe clip for all DIN rail sockets except SR*P-05(C)	Y778-011	For use with hold-down springs (bale wire types) or DIN rail mount sockets. 2 pieces included with each socket.
Hold-Down Spring for SR*P-05(C)		Chair clip for SR*P-05(C)	Y703-102	For SR2P-05, SR2P-05C, SR3P-05, SR3P-05C

F
Sockets

LED Outdoor Lighting

F-WPM-40WLED

Wall Pack



- Replacement for 175W Metal Halide Fixture
- Die-Cast housing with UV resistant powder coat finish
- THD: <20%; Power Factor: >.9
- High impact glass diffuser
- -20°C to 40°C ambient rating
- Quick mount installation
- Can be used with 120V photocell
- Optional accessory: surge protector WD-SP**



****Optional accessory:**

Surge Protector

Item #: WD-SP

Product Code: 79200

Item #	F-WPM-40WLED-67
Product Code	78786
UPC Code	751338097889
Input Power Watts	37
Volts	100-277V
Input Current Amps	0.4 - 0.14
Initial Lumens	3,442
Color Temp	5000K
CRI	>70
Average Rated Life	>50K (L70)
IES Type Distribution	IV
Equivalent Wattage	Up to 175W MH
Product Height	7.13"
Product Width	9.29"
Product Length	14.4"
Warranty	5 years

Specifications are subject to change without prior notice.

