

DATE: 5/27/2020

INVITATION TO BID
THIS IS NOT AN ORDER

Page: 4

BID NO.: 50-00131118

JEFFERSON PARISH

PURCHASING DEPARTMENT
P.O. BOX 9
GRETN, LA. 70054-0009
504-364-2678

VENDOR: BASIC SUPPLY, LLC

BUYER: RSCOTT

As per LSA-RS 47:301 et seq., all governmental bodies are excluded from payment of sales taxes to any Louisiana taxing body. Quotations shall be based on F.O.B. Agency warehouse or jobsite, anywhere within the Parish as designated by the Purchasing Department.

JEFFERSON PARISH reserves the right to cancel all or any part of an order if not shipped promptly. No charges will be allowed for parking or cartage unless specified in quotation. The order must not be filled at a higher price than quoted. JEFFERSON PARISH reserves the right to cancel at any time and for any reason by issuing a THIRTY (30) day written notice to the contractor.

JEFFERSON PARISH is expecting all products to be new and all work to be done in workman-like manner, according to standard practices. Any deviations or alteration from the specifications must be indicated on the bid form for each item and upon request, product data for same must be submitted by the time specified by the Purchasing Department.

DELIVERY: FOB JEFFERSON PARISH

INDICATE DELIVERY DATE ON EQUIPMENT AND SUPPLIES

2 WEEKS

INDICATE STARTING TIME (IN DAYS) FOR CONSTRUCTION WORK

INDICATE COMPLETION TIME (IN DAYS) FOR CONSTRUCTION WORK

In the event that addenda are issued with this bid, bidders MUST acknowledge all addenda on the bid form. Bidder must acknowledge receipt of an addendum on the bid form as indicated. Failure to acknowledge any addendum on the bid form will result in bid rejection.

Acknowledge Receipt of Addenda: NUMBER: _____

NUMBER: _____

NUMBER: _____

NUMBER: _____

LOUISIANA CONTRACTOR'S LICENSE NO.: (if applicable) _____

*** ALL BIDDERS MUST COMPLETE SECTION BELOW ***	
FIRM NAME: BASIC SUPPLY, LLC	
SIGNATURE: (Must be signed here)	TITLE: MANAGER
PRINT OR TYPE NAME: JOHN ATKINSON	
ADDRESS: PO BOX 63066	
CITY, STATE: LAFAYETTE, LA	ZIP: 70596
TELEPHONE: () 337-769-0122	FAX: () 337-247-7699
EMAIL ADDRESS: charlotte@basicsupply.com	

TOTAL PRICE OF ALL BID ITEMS: \$ 6060.00

INVITATION TO BID FROM JEFFERSON PARISH - continued

BID NO.: 50-00131118

SEALED BID

ITEM NUMBER	QUANTITY	U/M	DESCRIPTION OF ARTICLES	UNIT PRICE QUOTED	TOTALS
1	80.00	EA	Purchase of flat panel LED light fixtures for the Jefferson Parish General Services Department	65.00	5200.00
			0010 - WESTGATE 2X4 PANEL 4000K 50W 6260LM 0-10V DIM 120-277V DLC 4.0 MPN: LP-2X4-50W-40K-D-HL 74327		
2	20.00	EA	0020 - WESTGATE 2X2 PANEL 4000K 50W 5280LM 0-10V DIM 120-277V DLC 4.0 MPN: LP-2X2-40W-40K-D-HL 74326	43.00	860.00
			ORDERED BY/FOR: E.ROMAIN SPECIFICATIONS ATTACHED CONTACT: J.P. GENERAL SERVICES ATTN: ERIC ROMAIN 1221 ELMWOOD PARK BLVD JEFFERSON, LA 70123 (504)736-6036		



LED Flat Panels

CCT SELECTABLE



Three Color Temperatures, One Low-Profile Panel

Topaz's successful line of flat panel luminaires now includes CCT selectable models for even more versatile applications. These luminaires are lighter weight and offer improved light distribution while maintaining the highest reliability and performance. Featuring a low-profile design, these panels are rated for insulated and non-insulated ceiling applications and are ideal for both new and remodel projects. Precision optics provide uniform light distribution and glare-free conditions for offices, healthcare facilities, and other commercial applications. With a 50,000 hour functional life, these fixtures are a low maintenance way to save labor and utility costs.

FEATURES

- 3 CCT Selectable switch: 3500K, 4000K and 5000K
- Low profile design, lightweight construction and easy to install
- Precision optics for even and smooth light distribution
- White frame, steel housing, PMMA optical lens
- T-grid drop ceiling, suspension, and surface mount
- For use in insulated ceilings and non-insulated ceilings
- Up to 25% lighter than traditional fixtures
- High efficacy, up to 130 LPW

SUGGESTED APPLICATIONS

- New construction or remodeling of commercial facilities
- Offices, healthcare facilities, institutions and commercial applications





Job Name/Title: _____ Catalog Number _____
Contractor: _____ Notes: _____

LED Flat Panels CCT SELECTABLE

GENERAL SPECIFICATIONS

Input Voltage, Frequency: 120-277V, 50/60Hz

Power Factor, THD %: 0.9, <20%

Dimmable: Dimming range 100% to 10% with 0-10V dimmer¹

Surge Protection Rating: L-N: 1kV; L-G: 2kV

CRI: 80

Functional Life (L70): 50,000 hours

Location Rating: Damp

Ambient Operating Temperature: -10°F to 110°F

IC Rated

Mounting Options: T-grid drop ceiling, suspension, and surface mount

ITEM SPECIFICATIONS / ORDER INFO

Catalog Number	Order Code	UPC	Lumens	Watts	Input Amps	CCT	Beam Angle	DLC ID
F-L14/30/CTS/D/BL-86	74325	751338035126	3,300	30W	0.247A	3500K 4000K 5000K	120°	PLRS0B67K7P7 ²
F-L22/35/CTS/D/BL-86	74326	751338035133	4,550	35W	0.306A	3500K 4000K 5000K	120°	PLOBVZ7AR8C8
F-L24/45/CTS/D/BL-86	74327	751338035140	5,850	45W	0.365A	3500K 4000K 5000K	120°	PL8GUWX926SJ

NOMENCLATURE

Example: F-L22/35/CTS/D/BL-86

F-L = Fixture LED / 22 = 2' x 2' Panel Size / 30 = 30 Watts / CTS = Dimmable / BL = Backlit

24 = 2' x 4' Panel Size / 35 = 35 Watts / CTS = 3500K | 4000K | 5000K

45 = 45 Watts

ACCESSORIES (SOLD SEPARATELY)

Catalog Number	Order Code	UPC	Description
F-L14/FRAME-87	70279	751338035454	1' x 4' Surface Mount Frame Kit
F-L22/FRAME-87	70280	751338035461	2' x 2' Surface Mount Frame Kit
F-L24/FRAME-87	70281	751338035478	2' x 4' Surface Mount Frame Kit
F-L14/FLANGE-87	70276	751338035416	1' x 4' Sheetrock Flange Kit
F-L22/FLANGE-87	70277	751338035423	2' x 2' Sheetrock Flange Kit
F-L24/FLANGE-87	70278	751338035447	2' x 4' Sheetrock Flange Kit
F-L22/CABLE/BL-87	70282	751338036017	2' x 2' Suspended Mount Cable Kit
F-L24/CABLE/BL-87	70283	751338036031	1' x 4', 2' x 4' Suspended Mount Cable Kit

ENERGY SAVINGS

Catalog Number	LED Watts	Fluorescent Replacement Watts	Watts Saved	Yearly Savings	5 Year Savings
Based on 12 hours/day and .11¢/kWh					
F-L14/30/CTS/D/BL-86	30W	2X 32W T8	30W	\$14	\$72
F-L22/35/CTS/D/BL-86	35W	3X 32W T8	55W	\$26	\$132
F-L24/45/CTS/D/BL-86	45W	3X 32W T8	45W	\$22	\$108

NOTES:

¹Dimming with standard 0-10V control system or wall dimmers such as Leviton IP710, DS710 or Lutron DVSTV. Dimming complies with IEC60929 Annex E. Fixture may not be compatible with all dimmers. Visit www.topaz-usa.com for up-to-date dimmer compatibility information.

²1' x 4' Panel is DLC standard listed. All other models are DLC Premium Listed.

Specifications subject to change without prior notice. Replacement wattage shown depends on application and fixture.

This device complies with Part 15 of the FCC Rules. Operation is subject to the following two conditions: (1) this device may not cause harmful interference, and (2) this device must accept any interference received, including interference that may cause undesired operation.

WARNING: Some products included in this specification sheet may be subject to the warning requirements of California's Proposition 65. Please refer to your product packaging for more information.

Revised May 2020



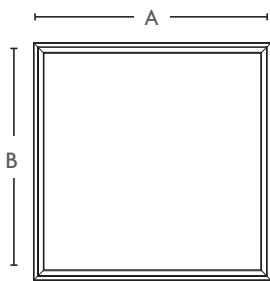
Job Name/Title: _____ Catalog Number _____
 Contractor: _____ Notes: _____

LED Flat Panels CCT SELECTABLE

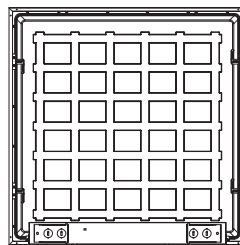
PRODUCT DIMENSIONS / LINE DRAWINGS

Catalog Number	Length (A)	Width (B)	Depth (C)	Weight
F-L14/30/CTS/D/BL-86	11.9"	47.8"	1.6"	5.0 Lbs.
F-L22/35/CTS/D/BL-86	23.7"	23.7"	1.5"	4.9 Lbs.
F-L24/45/CTS/D/BL-86	23.7"	47.7"	1.5"	8.6 Lbs.

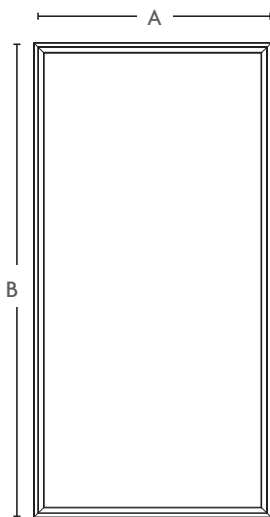
2' X 2'




C



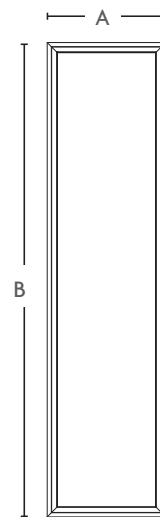
2' X 4'



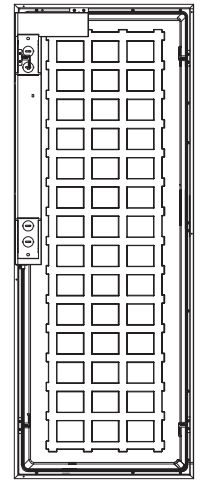
C



1' X 4'



C



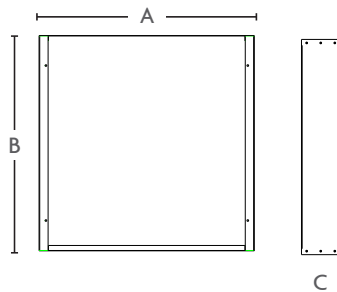
Revised May 2020

LED Flat Panels CCT SELECTABLE

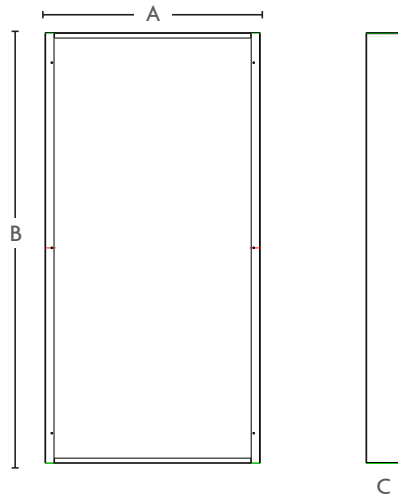
PRODUCT DIMENSIONS / LINE DRAWINGS

Catalog Number	Length (A)	Width (B)	Depth (C)	Weight
Accessories				
F-L14/FRAME-87	12.1"	48.0"	4.3"	6.4 Lbs.
F-L22/FRAME-87	24.0"	24.0"	4.3"	6.6 Lbs.
F-L24/FRAME-87	24.0"	48.0"	4.3"	7.6 Lbs.
F-L14/FLANGE-87	14.1"	48.0"	2.0"	7.7 Lbs.
F-L22/FLANGE-87	24.0"	24.0"	1.8"	5.8 Lbs.
F-L24/FLANGE-87	26.0"	48.0"	2.9"	8.5 Lbs.

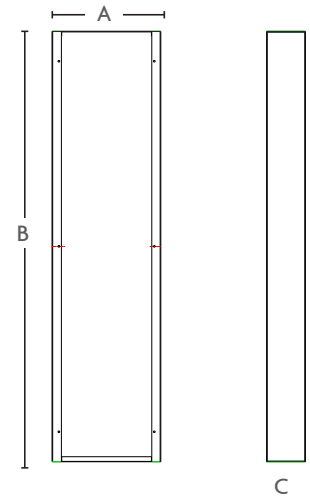
2' x 2' Frame Kit



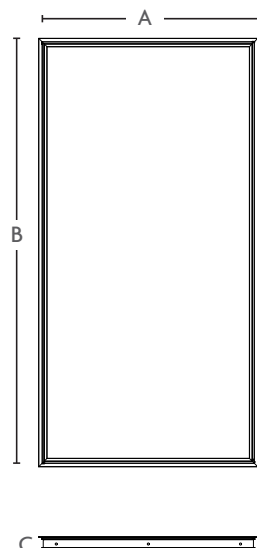
2' x 4' Frame Kit



1' x 4' Frame Kit



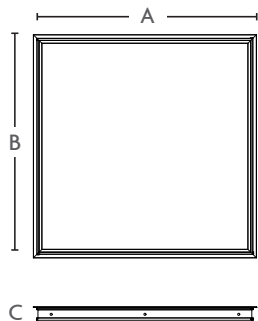
2' x 4' Sheetrock Flange Kit



1' x 4' Sheetrock Flange Kit



2' x 2' Sheetrock Flange Kit



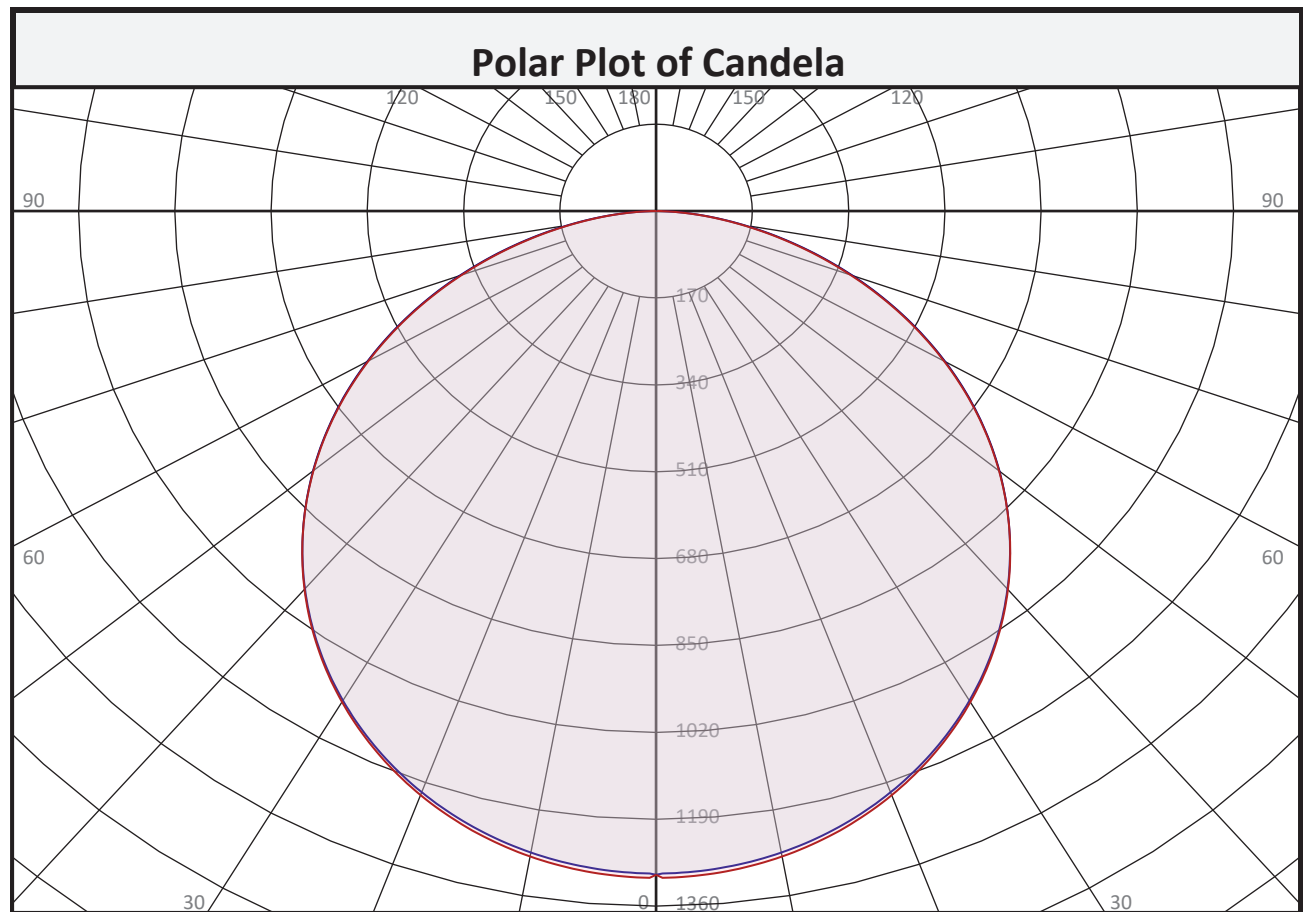


Job Name/Title: _____ Catalog Number _____
 Contractor: _____ Notes: _____

PHOTOMETRICS

1' X 4'

LED Flat Panels
CCT SELECTABLE



Circle of Light Plot			
Height(ft)	Illuminance at Nadir (fc)	Ground-level distance to half-of-nadir illuminance (ft)	
		0-180 deg	90-270 deg
6.0	36.1	7.60	7.61
8.0	20.3	10.13	10.15
10.0	13.0	12.66	12.69
12.0	9.0	15.19	15.23
14.0	6.6	17.73	17.76
16.0	5.1	20.26	20.30

Average Luminance (cd/m ²)			
	0 deg Plane	45 deg Plane	90 deg Plane
0	4671	4671	4671
45	4486	4481	4486
55	4347	4338	4338
65	4085	4072	4062
75	3591	3570	3539
85	2714	2682	2629

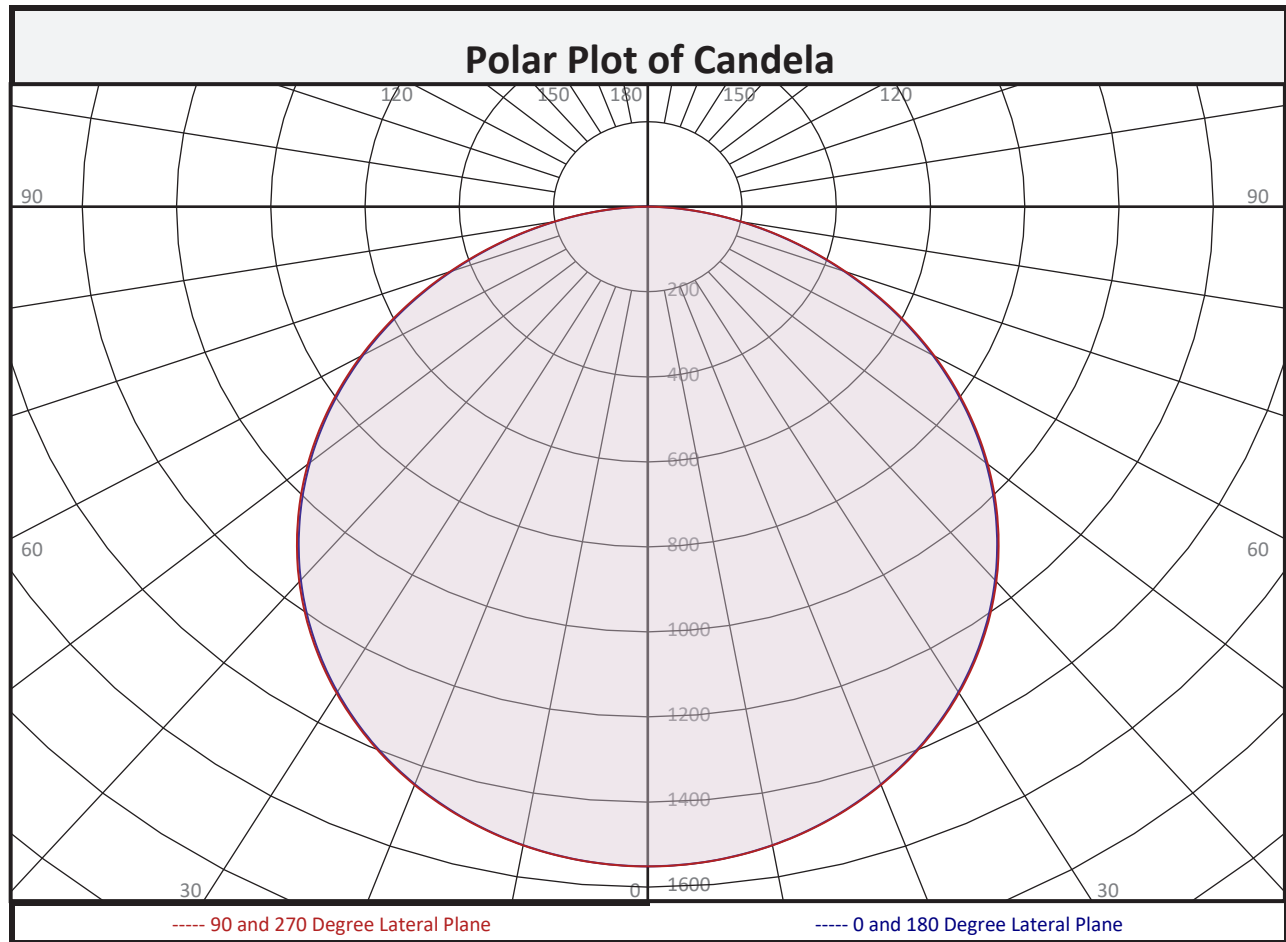
Spacing Criterion	
0 degree plane:	1.3
90 degree plane:	1.3
180 degree plane:	1.3
270 degree plane:	1.3

Revised May 2020

PHOTOMETRICS

2' X 2'

LED Flat Panels
CCT SELECTABLE



Circle of Light Plot			
Height(ft)	Illuminance at Nadir (fc)	Ground-level distance to half-of-nadir illuminance (ft)	
		0-180 deg	90-270 deg
6.0	43.1	7.57	7.59
8.0	24.2	10.10	10.12
10.0	15.5	12.62	12.65
12.0	10.8	15.15	15.18
14.0	7.9	17.67	17.72
16.0	6.1	20.20	20.25

Average Luminance (cd/m ²)			
	0 deg Plane	45 deg Plane	90 deg Plane
0	5084	5084	5084
45	4845	4858	4868
55	4684	4699	4716
65	4422	4441	4463
75	4009	4027	4057
85	3233	3311	3377

Spacing Criterion	
0 degree plane:	1.3
90 degree plane:	1.3
180 degree plane:	1.3
270 degree plane:	1.3

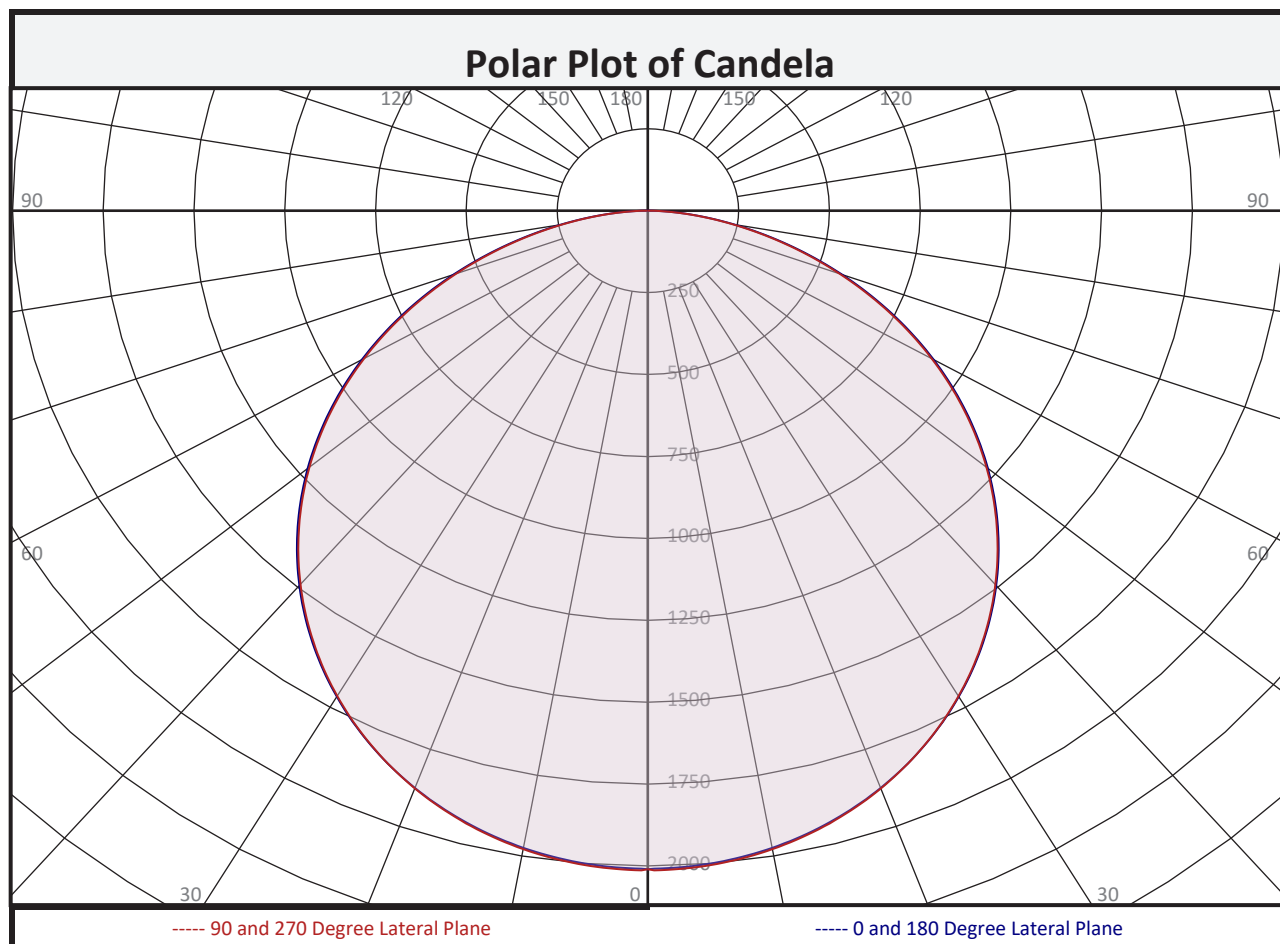


Job Name/Title: _____ Catalog Number _____
 Contractor: _____ Notes: _____

PHOTOMETRICS

2' X 4'

LED Flat Panels
CCT SELECTABLE



Circle of Light Plot			
Height(ft)	Illuminance at Nadir (fc)	Ground-level distance to half-of-nadir illuminance (ft)	
		0-180 deg	90-270 deg
6.0	55.8	7.60	7.59
8.0	31.4	10.13	10.12
10.0	20.1	12.67	12.65
12.0	14.0	15.20	15.18
14.0	10.3	17.73	17.71
16.0	7.9	20.26	20.24

Average Luminance (cd/m ²)			
	0 deg Plane	45 deg Plane	90 deg Plane
0	3212	3212	3212
45	3083	3076	3071
55	2983	2973	2966
65	2802	2787	2774
75	2464	2443	2422
85	1863	1848	1826

Spacing Criterion	
0 degree plane:	1.3
90 degree plane:	1.3
180 degree plane:	1.3
270 degree plane:	1.3

Revised May 2020