



THIBODAUX VOLUNTEER FIRE DEPARTMENT, INC.
800 Parish Road
Thibodaux, LA 70301

PRICING PAGE PRICE: (each) \$ 968,989.00 (figure)

Company submitting proposal: Louisiana Emergency Equipment DBA Delta Fire & Safety

Manufacturer: Spartan ER

Signature: 

Printed Name: Robert Andrus

Title: Owner

Receipt of Addendums: N/A

DELIVERY (calendar days) 600

Options:

Provide separate pricing for the following items

1. If fire department pays for chassis upon completion/delivery \$ N/A
(DEDUCT)



CORPORATE RESOLUTION

EXCERPT FROM MINUTES OF MEETING OF THE BOARD OF
DIRECTORS OF LOUISIANA EMERGENCY EQUIPMENT, LLC

AT THE MEETING OF DIRECTORS OF LOUISIANA EMERGENCY EQUIPMENT, LLC DBA DELTA FIRE & SAFETY DULY NOTICED AND HELD ON JANUARY 20, 2022, A QUORUM BEING THERE PRESENT, ON MOTION DULY MADE AND SECOND, IT WAS RESOLVED THAT:

Robert John Andrus II IS HEREBY APPOINTED, CONSTITUTED AND DESIGNATED AS AGENT AND ATTORNEY IN FACT OF THE CORPORATION WITH FULL POWER AND AUTHORITY TO ACT ON BEHALF OF THIS CORPORATION IN ALL NEGOTIATIONS, BIDDING, CONCERNS AND TRANSACTIONS WITH OR ANY OF ITS AGENCIES, DEPARTMENTS, EMPLOYEES OR AGENTS, INCLUDING BUT NOT LIMITED TO, THE EXECUTION OF ALL BIDS, PAPERS, DOCUMENTS, AFFIDAVITS, BONDS, SURETIES, CONTRACTS AND ACTS AND TO RECEIVE AND RECEIPT THEREFORE ALL PURCHASE ORDERS AND NOTICES ISSUED PURSUANT TO THE PROVISIONS OF ANY SUCH BID OR CONTRACT, THIS CORPORATION HEREBY RATIFYING, APPROVING, CONFIRMING AND ACCEPTING EACH AND EVERY SUCH ACT PERFORMED BY SAID AGENT AND ATTORNEY-IN-FACT.

I HEREBY CERTIFY THE FOREGOING TO BE A TRUE AND CORRECT COPY OF AN EXCERPT OF THE MINUTES OF THE ABOVE DATED MEETING OF THE BOARD OF DIRECTORS OF SAID CORPORATION, AND THE SAME HAS NOT BEEN REVOKED OR RESCINDED.

EXECUTED THIS 20TH DAY OF JANUARY 2022

BY: Emily Andrus
EMILY ANDRUS

TITLE: SECRETARY/TREASURER

Document A310™ – 2010

Conforms with The American Institute of Architects AIA Document 310

Bid Bond

CONTRACTOR:

(Name, legal status and address)

Delta Fire & Safety
235 Eastpark Drive
Eunice, LA 70535

SURETY:

(Name, legal status and principal place of business)

RLI Insurance Company
9025 N. Lindbergh Drive
Peoria, IL 61615

This document has important legal consequences. Consultation with an attorney is encouraged with respect to its completion or modification.

OWNER:

(Name, legal status and address)

Thibodaux Volunteer Fire Department, Inc.
800 Parish Road
Thibodaux, LA 70301

Any singular reference to Contractor, Surety, Owner or other party shall be considered plural where applicable.

BOND AMOUNT: \$ 5%

Five Percent of Amount Bid

PROJECT:

(Name, location or address, and Project number, if any)

TVFD Custom Air Unit - Air 1 as Per Specifications - Supply One (1) Star Series, Rescue, Walk-Around and Equipment Mounted On One (1) Spartan Metro Star Custom Chassis

The Contractor and Surety are bound to the Owner in the amount set forth above, for the payment of which the Contractor and Surety bind themselves, their heirs, executors, administrators, successors and assigns, jointly and severally, as provided herein. The conditions of this Bond are such that if the Owner accepts the bid of the Contractor within the time specified in the bid documents, or within such time period as may be agreed to by the Owner and Contractor, and the Contractor either (1) enters into a contract with the Owner in accordance with the terms of such bid, and gives such bond or bonds as may be specified in the bidding or Contract Documents, with a surety admitted in the jurisdiction of the Project and otherwise acceptable to the Owner, for the faithful performance of such Contract and for the prompt payment of labor and material furnished in the prosecution thereof; or (2) pays to the Owner the difference, not to exceed the amount of this Bond, between the amount specified in said bid and such larger amount for which the Owner may in good faith contract with another party to perform the work covered by said bid, then this obligation shall be null and void, otherwise to remain in full force and effect. The Surety hereby waives any notice of an agreement between the Owner and Contractor to extend the time in which the Owner may accept the bid. Waiver of notice by the Surety shall not apply to any extension exceeding sixty (60) days in the aggregate beyond the time for acceptance of bids specified in the bid documents, and the Owner and Contractor shall obtain the Surety's consent for an extension beyond sixty (60) days.

If this Bond is issued in connection with a subcontractor's bid to a Contractor, the term Contractor in this Bond shall be deemed to be Subcontractor and the term Owner shall be deemed to be Contractor.

When this Bond has been furnished to comply with a statutory or other legal requirement in the location of the Project, any provision in this Bond conflicting with said statutory or legal requirement shall be deemed deleted herefrom and provisions conforming to such statutory or other legal requirement shall be deemed incorporated herein. When so furnished, the intent is that this Bond shall be construed as a statutory bond and not as a common law bond.

Signed and sealed this 13th day of November, 2023


(Witness)

Delta Fire & Safety

(Principal)

(Seal)

By: 

(Title)

RLI Insurance Company

(Surety)

(Seal)

By: 

(Title) Jane M Dew

Attorney-in-Fact.

✓

POWER OF ATTORNEY

RLI Insurance Company Contractors Bonding and Insurance Company

9025 N. Lindbergh Dr. Peoria, IL 61615
Phone: 800-645-2402

Know All Men by These Presents:

That this Power of Attorney is not valid or in effect unless attached to the bond which it authorizes executed, but may be detached by the approving officer if desired.

That **RLI Insurance Company** and/or **Contractors Bonding and Insurance Company**, each an Illinois corporation, (separately and together, the "Company") do hereby make, constitute and appoint:

Anne M. Gliedt, Kevin E. McDaniel, Stephanie L. Kleaman, DeAnna M. Maurer, Kayla A. Woodward, Mark R. Duggan, Jane M. Dew,
Tamara Bowser, Roxanne Avila, Nancy Singleton, jointly or severally

in the City of Saint Louis, State of Missouri its true and lawful Agent(s) and Attorney(s) in Fact, with full power and authority hereby conferred, to sign, execute, acknowledge and deliver for and on its behalf as Surety, in general, any and all bonds and undertakings in an amount not to exceed Twenty Five Million Dollars (\$25,000,000.00) for any single obligation.

The acknowledgment and execution of such bond by the said Attorney in Fact shall be as binding upon the Company as if such bond had been executed and acknowledged by the regularly elected officers of the Company.

RLI Insurance Company and/or **Contractors Bonding and Insurance Company**, as applicable, have each further certified that the following is a true and exact copy of a Resolution adopted by the Board of Directors of each such corporation, and is now in force, to-wit:

"All bonds, policies, undertakings, Powers of Attorney or other obligations of the corporation shall be executed in the corporate name of the Company by the President, Secretary, any Assistant Secretary, Treasurer, or any Vice President, or by such other officers as the Board of Directors may authorize. The President, any Vice President, Secretary, any Assistant Secretary, or the Treasurer may appoint Attorneys in Fact or Agents who shall have authority to issue bonds, policies or undertakings in the name of the Company. The corporate seal is not necessary for the validity of any bonds, policies, undertakings, Powers of Attorney or other obligations of the corporation. The signature of any such officer and the corporate seal may be printed by facsimile."

IN WITNESS WHEREOF, the **RLI Insurance Company** and/or **Contractors Bonding and Insurance Company**, as applicable, have caused these presents to be executed by its respective Vice President with its corporate seal affixed this 30th day of August, 2023.



RLI Insurance Company
Contractors Bonding and Insurance Company

By: B. W. Davis

Barton W. Davis

Vice President

State of Illinois

County of Peoria

} SS

CERTIFICATE

On this 30th day of August, 2023, before me, a Notary Public, personally appeared Barton W. Davis, who being by me duly sworn, acknowledged that he signed the above Power of Attorney as the aforesaid officer of the **RLI Insurance Company** and/or **Contractors Bonding and Insurance Company** and acknowledged said instrument to be the voluntary act and deed of said corporation.

I, the undersigned officer of **RLI Insurance Company** and/or **Contractors Bonding and Insurance Company**, do hereby certify that the attached Power of Attorney is in full force and effect and is irrevocable; and furthermore, that the Resolution of the Company as set forth in the Power of Attorney, is now in force. In testimony whereof, I have hereunto set my hand and the seal of the **RLI Insurance Company** and/or **Contractors Bonding and Insurance Company** this 13th day of November, 2023.

RLI Insurance Company
Contractors Bonding and Insurance Company

By: Jeffrey D. Fick

Jeffrey D. Fick

Corporate Secretary

By: Catherine D. Geiger

Catherine D. Geiger

Notary Public





CERTIFICATE OF LIABILITY INSURANCE

7/1/2024

DATE (MM/DD/YYYY)

10/24/2023

THIS CERTIFICATE IS ISSUED AS A MATTER OF INFORMATION ONLY AND CONFERS NO RIGHTS UPON THE CERTIFICATE HOLDER. THIS CERTIFICATE DOES NOT AFFIRMATIVELY OR NEGATIVELY AMEND, EXTEND OR ALTER THE COVERAGE AFFORDED BY THE POLICIES BELOW. THIS CERTIFICATE OF INSURANCE DOES NOT CONSTITUTE A CONTRACT BETWEEN THE ISSUING INSURER(S), AUTHORIZED REPRESENTATIVE OR PRODUCER, AND THE CERTIFICATE HOLDER.

IMPORTANT: If the certificate holder is an **ADDITIONAL INSURED**, the policy(ies) must have **ADDITIONAL INSURED** provisions or be endorsed. If **SUBROGATION IS WAIVED**, subject to the terms and conditions of the policy, certain policies may require an endorsement. A statement on this certificate does not confer rights to the certificate holder in lieu of such endorsement(s).

PRODUCER Lockton Companies Three City Place Drive, Suite 900 St. Louis MO 63141-7081 (314) 432-0500	CONTACT NAME:	FAX (A/C, No):	
	PHONE (A/C, No, Ext):	E-MAIL ADDRESS:	
INSURED 1373883 Spartan Fire, LLC 907 7th Avenue N Brandon SD 57005	INSURER(S) AFFORDING COVERAGE		NAIC #
	INSURER A: Great American E & S Insurance Company		37532
	INSURER B: Travelers Property Casualty Company of America		25674
	INSURER C: The Travelers Indemnity Company of Connecticut		25682
	INSURER D: AXIS Surplus Insurance Company		26620
	INSURER E: Mercer Insurance Company		14478
INSURER F:			

COVERAGES**CERTIFICATE NUMBER:** 20011126**REVISION NUMBER:** XXXXXXXX

THIS IS TO CERTIFY THAT THE POLICIES OF INSURANCE LISTED BELOW HAVE BEEN ISSUED TO THE INSURED NAMED ABOVE FOR THE POLICY PERIOD INDICATED. NOTWITHSTANDING ANY REQUIREMENT, TERM OR CONDITION OF ANY CONTRACT OR OTHER DOCUMENT WITH RESPECT TO WHICH THIS CERTIFICATE MAY BE ISSUED OR MAY PERTAIN, THE INSURANCE AFFORDED BY THE POLICIES DESCRIBED HEREIN IS SUBJECT TO ALL THE TERMS, EXCLUSIONS AND CONDITIONS OF SUCH POLICIES. LIMITS SHOWN MAY HAVE BEEN REDUCED BY PAID CLAIMS.

INSR LTR	TYPE OF INSURANCE	ADDL INSD	SUBR WVD	POLICY NUMBER	POLICY EFF (MM/DD/YYYY)	POLICY EXP (MM/DD/YYYY)	LIMITS
A	<input checked="" type="checkbox"/> COMMERCIAL GENERAL LIABILITY	N	N	PL3403401-03	7/1/2023	7/1/2024	EACH OCCURRENCE \$ 1,000,000
	<input type="checkbox"/> CLAIMS-MADE <input checked="" type="checkbox"/> OCCUR	DAMAGE TO RENTED PREMISES (Ea occurrence) \$ 300,000					
		MED EXP (Any one person) \$ XXXXXXXX					
		PERSONAL & ADV INJURY \$ 1,000,000					
GEN'L AGGREGATE LIMIT APPLIES PER:							GENERAL AGGREGATE \$ 4,000,000
<input checked="" type="checkbox"/> POLICY <input type="checkbox"/> PROJECT <input type="checkbox"/> LOC							PRODUCTS - COMP/OP AGG \$ 4,000,000
OTHER:							\$
C	AUTOMOBILE LIABILITY	N	N	HC2E-CAP-4296L08A-TCT-23	7/1/2023	7/1/2024	COMBINED SINGLE LIMIT (Ea accident) \$ 2,000,000
	<input checked="" type="checkbox"/> ANY AUTO	BODILY INJURY (Per person) \$ XXXXXXXX					
	<input type="checkbox"/> OWNED AUTOS ONLY <input type="checkbox"/> SCHEDULED AUTOS	BODILY INJURY (Per accident) \$ XXXXXXXX					
	<input type="checkbox"/> HIRED AUTOS ONLY <input type="checkbox"/> NON-OWNED AUTOS ONLY	PROPERTY DAMAGE (Per accident) \$ XXXXXXXX					
							\$ XXXXXXXX
D E A	UMBRELLA LIAB <input checked="" type="checkbox"/> OCCUR	N	N	P-001-000123735-05 20000000174 XS 3403394-03	7/1/2023 7/1/2023 7/1/2023	7/1/2024 7/1/2024 7/1/2024	EACH OCCURRENCE \$ 10,000,000
	<input checked="" type="checkbox"/> EXCESS LIAB <input type="checkbox"/> CLAIMS-MADE	AGGREGATE \$ 10,000,000					
	<input type="checkbox"/> DED <input type="checkbox"/> RETENTION \$	\$ XXXXXXXX					
B B B	WORKERS COMPENSATION AND EMPLOYERS' LIABILITY		N	UB-8W34286A-23-NC-T (AOS) UB8W34286A23NCT(AZ, WI) HWXJUB4296L109TIL23(OH)	7/1/2023 7/1/2023 7/1/2023	7/1/2024 7/1/2024 7/1/2024	<input checked="" type="checkbox"/> PER STATUTE <input type="checkbox"/> OTH-ER
	ANY PROPRIETOR/PARTNER/EXECUTIVE OFFICER/MEMBER EXCLUDED? (Mandatory in NH)	E.L. EACH ACCIDENT \$ 1,000,000					
	If yes, describe under DESCRIPTION OF OPERATIONS below	E.L. DISEASE - EA EMPLOYEE \$ 1,000,000					
		E.L. DISEASE - POLICY LIMIT \$ 1,000,000					

DESCRIPTION OF OPERATIONS / LOCATIONS / VEHICLES (ACORD 101, Additional Remarks Schedule, may be attached if more space is required)

CERTIFICATE HOLDER**CANCELLATION** See Attachment**20011126**Thibodaux Vol. Fire Dept., Inc.
800 Parish Rd.
Thibodaux LA 70301

SHOULD ANY OF THE ABOVE DESCRIBED POLICIES BE CANCELLED BEFORE THE EXPIRATION DATE THEREOF, NOTICE WILL BE DELIVERED IN ACCORDANCE WITH THE POLICY PROVISIONS.

AUTHORIZED REPRESENTATIVE

© 1988-2015 ACORD CORPORATION. All rights reserved.



CENTRALBIDDING
FROM CENTRAL AUCTION HOUSE

TVFD Custom Air Unit - Air 1
Thibodaux Volunteer Fire Department

Project documents obtained from www.CentralBidding.com
18-Oct-2023 07:38:16 AM



THIBODAUX VOLUNTEER FIRE DEPARTMENT, INC.

800 Parish Road
Thibodaux, LA 70301

BID NOTICE

ELECTRONIC BIDS will be received by the Thibodaux Volunteer Fire Department (TVFD) until, **November 13, 2023 at 6:00 p.m. local time** at which time bids will be retrieved from the Central Auction House (CAH) website and read aloud in the TVFD meeting room located at 800 Parish Road, Thibodaux, LA 70301 for one new Custom Air Unit, Air 1.

Bid Documents are available for download and examination at 7:00 a.m. on October 6, 2023 **only** at CAH's website www.centralbidding.com. To view the bidding documents, download, and receive notices by e-mail, bidders must register with CAH. For information about the electronic submittal process, contact Central Auction House at (225) 810-4814. Hard copies of bid documents will not be distributed nor accepted.

Each proposal must be accompanied by a Bid Bond in the amount of 5% of the bid submitted as a proposal guarantee, which, it is agreed by the bidder, will be forfeited in the event their proposal is accepted and the contract is not executed. Bid bond shall be signed by an officer of the manufacturing company. Personal or company checks are not acceptable as a bonding medium. All bidders must have the ability to provide the requested bid bond and performance bond called for in these specifications. Bidders who are only able to provide a supply bond in lieu of a performance bond will not be considered. No bidder may withdraw his proposal for at least thirty (30) calendar days after the time scheduled for the opening of bids. Each bid shall be submitted on the bid form provided by the TVFD. A performance bond acceptable to the TVFD must be submitted within thirty (30) days after the formal awarding of the contract.

Contact Fire Chief Tony Boudreaux at 985-258-6205 or by email at tonyb@thibfiredept.org for any clarification with regard to the bid documents. TVFD reserves the right to reject any bid if it is determined that the submitting business entity is not in good standing with the Louisiana Secretary of State or is not authorized to do business in the State of Louisiana. TVFD also reserves the right to reject any and all bids for just cause.

Thibodaux Volunteer Fire Department
James P. Ledet, Board President

Publication Dates – October 10, 17 and 24, 2023



THIBODAUX VOLUNTEER FIRE DEPARTMENT, INC.
800 Parish Road
Thibodaux, LA 70301

BID SPECIFICATIONS

CUSTOM AIR UNIT SPECIFICATIONS – AIR 1

Note: The following Thibodaux Vol. Fire Dept. performance specifications will be used as the official document to conduct proposal evaluations and inspections of delivered units. Therefore, it is imperative, and in the manufacturer's best interest, to fill out the yes/no columns correctly.

Proposals must contain the following documents to be considered.

- Pricing page
- Corporate Resolution or other authorizing documentation
- 5% Bid Bond
- Overall Certificate of Insurance, \$10,000,000 Product Liability Insurance
- Thibodaux Vol. Fire Dept. specifications completely filled out
- Bidder supplied Clarifications page
- Two (2) 11"x17" detailed drawings of the truck being proposed
- Amp Draw report of the truck being proposed
- Center of Gravity report of the truck being proposed
- Bidder to explain in detail on Clarifications page their service capabilities with location of nearest service center

NOTES:

1. Manufacturers lengthy build specs is not being requested. Proposals to contain Thibodaux Vol. Fire Dept. performance spec filled out along with the other requested documents.
2. Contract will not be awarded on price alone. Evaluations will be based on the following criteria
 - a. - Price
 - b. - Specification compliance
 - c. - Service capabilities
3. Items marked as non-compliant **will not** mean automatic disqualification provided an approved equal item is being supplied and is listed in detail on the Clarifications page.
4. If a manufacturer does not meet the specifications due to their construction methods or supplies, they must explain their exception on their Clarifications page. Manufacturers may also attach any documentation to explain the difference.



THIBODAUX VOLUNTEER FIRE DEPARTMENT, INC.

800 Parish Road
Thibodaux, LA 70301

(The Thibodaux Vol. Fire Dept. will be the sole decider to what is an approved equal.)

5. For performance standards and standardization some items have been specified by brand and model numbers. These items shall be provided as requested and should be available for all manufacturers to supply. If a brand and model specific item is not available, then list it on the clarifications page along with what alternate item is being provided. (The Thibodaux Vol. Fire Dept. will be the sole decider to what is an approved equal)
6. A preconstruction conference shall be held at Thibodaux Fire Dept. to answer and clarify any questions the fire department or manufacturer has/needs in the construction of the apparatus.
7. Apparatus, to ensure proper break in of all components while still under warranty, shall be delivered under its own power. Rail or truck freight shall not be acceptable. A qualified delivery representative shall deliver the apparatus and remain for a sufficient length of time to instruct personnel in proper operation, care and maintenance of the equipment delivered. Note that any time during delivery up until final acceptance at TVFD Central Station in Thibodaux, bidder's insurance certificate will cover apparatus. Should some major accident happen during transit and major damage (at the discretion of the TVFD) occur, the TVFD does have the option to not accept the apparatus and require a complete rebuild at the bidder's expense.
8. Each proposal must be accompanied by a Bid Bond in the amount of 5% of the bid submitted as a proposal guarantee, which, it is agreed by the bidder, will be forfeited in the event their proposal is accepted and the contract is not executed. Bid bond shall be signed by an Officer of the manufacturing company. Personal or Company checks are not acceptable as a Bonding medium. All bidders must have the ability to provide the requested Bid Bond and Performance Bond called for in these specifications. Companies who are only able to provide a Supply Bond in lieu of a Performance Bond will not be considered.
9. A 100% Bond, which guarantees delivery AND performance must be supplied by the successful bidder within 30 days of award of the contract. Supply Bonds will not be accepted in place of the requested Performance Bond. Bond must be supplied by the manufacturer of the apparatus. Bonds furnished by salesmen or other agents will not be accepted.
10. The successful bidder shall provide travel, lodging, transportation to the factory and meal expense for three (3) fire department representatives to visit the successful bidder's factory location to inspect and assure the apparatus meets specifications prior to delivery of the apparatus to the fire department's home location. The trip shall take place upon completion of the apparatus and prior to its' leaving the plant for final delivery to Thibodaux, LA. If the successful bidder is located more than 250 miles from the fire department's location then the mode of travel shall be by air and the trip's duration shall at least one day for air travel with one night's lodging, one day for inspection of the apparatus with one night's lodging, and one day for return air travel.



THIBODAUX VOLUNTEER FIRE DEPARTMENT, INC.
800 Parish Road
Thibodaux, LA 70301

11. Payment for chassis when completed or delivered to manufacturer's plant will be considered. List on Pricing Page the amount to subtract from purchase price for prepayment of chassis. Payment for the chassis upon completion/delivery shall be at the option of TVFD based on the cost advantage to the department. Prepayment will not be a requirement. Final payment of balance will be made to bidder upon final delivery of the apparatus and acceptance by the TVFD when it arrives in Thibodaux, LA. The TVFD is tax exempt. NO taxes should be included in the bid price.

12. Submit any questions regarding specifications to Fire Chief Tony Boudreaux at 985- 258-6205 or by email at tonyb@thibfiredept.org by November 6, 2023 at 5:00PM.

13. TVFD, has determined that the following manufacturer's Custom Chassis are pre-approved and considered "or equal."

E-One – Typhoon

Ferrara – Inferno

KME - Predator

Pierce – Enforcer

Rosenbauer - Commander

Spartan – Metro Star

Seagrave - Attacker

If manufacturer is using a chassis not listed, they should contact Fire Chief Tony Boudreaux for further instructions. Note: If preapproval before the bid opening is not gained from TVFD, a bid on any other chassis other than those listed above will be rejected. TVFD reserves the right to reject any bid if it is determined that the submitting business entity is not in good standing with the Louisiana Secretary of State or is not authorized to do business in the State of Louisiana.



THIBODAUX VOLUNTEER FIRE DEPARTMENT, INC.
800 Parish Road
Thibodaux, LA 70301

Official Specifications TVFD Air 1

- Yes X No ____ - Apparatus shall be built to current NFPA & DOT guidelines
- Yes X No ____ - Five-year engine warranty
- Yes X No ____ - Five-year transmission warranty
- Yes X No ____ - Cab & body paint warranty, minimum five (5) year
- Yes X No ____ - Cab structure warranty, minimum ten (10) year
- Yes X No ____ - Body warranty, minimum five (5) year
- Yes ____ No X - Body subframe warranty, Lifetime
- Yes X No ____ - Apparatus wheel base to be approximately 155"
- Yes X No ____ - Apparatus length to be approximately 30'
- Yes X No ____ - As built wiring diagrams
- Yes X No ____ - 2 door custom chassis (no commercial chassis)
- Yes X No ____ - Raised roof design
- Yes X No ____ - The cab exterior transverse compartment to have two (2) ROM brand, natural finish, roll up doors
- Yes X No ____ - Full length cab doors
- Yes X No ____ - Exterior cab door handles to have LED lighting (white)
- Yes X No ____ - Stainless steel scuff plates for exterior cab door handles
- Yes X No ____ - Chrome exterior cab door handles/hardware (not black)
- Yes X No ____ - Interior door kick plates, aluminum
- Yes X No ____ - Diamond Grade Reflective chevron on interior cab doors
- Yes X No ____ - Protective step kickplates, aluminum treadplate
- Yes X No ____ - Stainless steel cab steps with Round Hole and Star Extrusions for superior gripping surface
- Yes X No ____ - Manual door locks
- Yes X No ____ - Power window regulators



THIBODAUX VOLUNTEER FIRE DEPARTMENT, INC.

800 Parish Road
Thibodaux, LA 70301

- Yes X No ____ - Interior cab door panels, Severe Duty, Line-X coated, black
- Yes X No ____ - Upgraded Severe duty interior door grab handles, powder coated, yellow
- Yes X No ____ - One-piece or two-piece windshield
- Yes X No ____ - Tinted cab windows (light gray)
- Yes X No ____ - Cab insulation
- Yes X No ____ - Dog house insulation
- Yes X No ____ - Officer side glove box
- Yes X No ____ - Interior cab & trim color, black
- Yes X No ____ - Severe duty coating upgrade, cab dash, Line-X, black
- Yes X No ____ - Severe duty coating upgrade, engine tunnel, Line-X, black with Cup Holders.
- Yes X No ____ - Severe duty coating upgrade, interior cab doors, Line-X, black
- Yes X No ____ - Severe duty engine tunnel kick plate, treadplate
- Yes X No ____ - Havis brand custom console between driver & officer seats
- Yes ____ No X - Premium overhead A/C package
- Yes X No ____ - Heater
- Yes X No ____ - Defroster
- Yes X No ____ - Roof mounted condenser, low profile, painted job color
- Yes X No ____ - Heater hose, silicone
- Yes X No ____ - Bostrom 500 series seats
- Yes X No ____ - Seat material, Durawear
- Yes X No ____ - Seat color, black, w/red seat belts
- Yes X No ____ - Driver seat, 8-way, electric
- Yes X No ____ - Driver seat, storage box, enclosed with door
- Yes X No ____ - Officer seat, high back, Non SCBA, 2-way manual adjustment
- Yes X No ____ - Officer seat storage box, enclosed with door
- Yes X No ____ - All seat backs to have custom Fire Dept. emblem/patch (not manufacturer logo)



THIBODAUX VOLUNTEER FIRE DEPARTMENT, INC.

800 Parish Road
Thibodaux, LA 70301

- Yes X No ____ - Stainless steel front grille (not plastic)
- Yes X No ____ - American Flag grille (colored)
- Yes X No ____ - Engine checks at front grille
- Yes X No ____ - Headlights, LED upgrade, JW Speaker model 8800 Evolution 2
- Yes X No ____ - Wig Wag feature for headlights
- Yes X No ____ - Whelen M6 turn signals, w/clear lens
- Yes X No ____ - Cab fenders, stainless steel
- Yes X No ____ - Mud flaps, front & rear
- Yes X No ____ - Cab tilt, heavy duty w/manual back-up
- Yes X No ____ - Mirror, Driver side, Ramco CRM-310-1750-TPHCHR chrome, door mounted,
heated and power adjustable from inside the cab
- Yes X No ____ - Mirror, Passenger side, Ramco CRM-310-1752-A18-TPHCHR, chrome, door
mounted, heated and power adjustable from inside the cab
- Yes X No ____ - Single color cab paint (white)
- Yes X No ____ - Undercoating. Cab
- Yes X No ____ - Front axle, Henderson SteerTek, 18,000 lb. minimum rating
- Yes X No ____ - Front Suspension, Hendrickson, parabolic spring, or tak-4 independent 18,000 lb.
minimum rating
- Yes X No ____ - Single rear axle, Meritor RS-24-160, 24,000 lb. minimum rating
- Yes X No ____ - Rear Suspension, Reyco 79KB, parabolic spring suspension, 24,000 lb. minimum
rating
- Yes X No ____ - Front tires, Michelin X Line Energy Z, 315/80R 22.5
- Yes X No ____ - Rear tires, Michelin XZE2 H 11R 22.5
- Yes X No ____ - Alcoa Dura-Bright aluminum wheels (w/centers & lug covers)
- Yes X No ____ - Counter acting balancing beads for tires
- Yes X No ____ - Tire pressure indicators (NFPA)
- Yes X No ____ - S-cam brakes



THIBODAUX VOLUNTEER FIRE DEPARTMENT, INC.

800 Parish Road
Thibodaux, LA 70301

- Yes ☒ No ☐ - Antilock braking system (ABS)
- Yes ☒ No ☐ - Tilt/Telescopic steering wheel
- Yes ☒ No ☐ - Moisture ejectors, Wet Tank, manual/auto
- Yes ☒ No ☐ - Nylon air lines w/compression fittings upgrade
- Yes ☒ No ☐ - Additional air horn reservoir (1200 cu.in. minimum)
- Yes ☒ No ☐ - 10.19" high x 3.63" deep parallel style frame rails
- Yes ☒ No ☐ - Vehicle top speed will be the maximum as permissible by NFPA 1900
- Yes ☒ No ☐ - Wabco System Saver 1200 Plus, air dryer
- Yes ☒ No ☐ - Engine 450 HP., Cummins (Specify Engine model CUMMINS L9 450 HP)
- Yes ☒ No ☐ - Fan clutch
- Yes ☒ No ☐ - Auxiliary engine brake (Jake)
- Yes ☒ No ☐ - Engine high idle control, manual
- Yes ☒ No ☐ - DEF tank access fill door
- Yes ☒ No ☐ - Engine exhaust system, Vertical exhaust, ran thru forward body compartment on officer side against the wall with heat shield installed
- Yes ☒ No ☐ - Automatic Transmission, Allison 3000 EVS
- Yes ☒ No ☐ - Spicer heavy duty 1710 driveline
- Yes ☒ No ☐ - 50 gal. fuel tank minimum
- Yes ☒ No ☐ - Fleetguard FS1098 fuel filter/water separator
- Yes ☒ No ☐ - 320 amp Leece-Neville alternator
- Yes ☒ No ☐ - Driver Overhead switch panel
- Yes ☒ No ☐ - Dual USB power points, driver dash
- Yes ☒ No ☐ - Dual USB power points, officer dash
- Yes ☐ No ☒ - Electrical system, point to point
- Yes ☒ No ☐ - Vehicle data recorder/seat belt warning system
- Yes ☒ No ☐ - Four (4) group 31 batteries



THIBODAUX VOLUNTEER FIRE DEPARTMENT, INC.

800 Parish Road
Thibodaux, LA 70301

Yes ___ No X - Relocate batteries to lower part of first body compartment and cover with easily removable cover plate for service

Yes X No ___ - Battery jumper studs, driver side lower step, forward position

Yes X No ___ - Cab step lights, Qty. 2 (one per door) LED

Yes X No ___ - Cab underbody lights, Qty. 2 (one per door) LED

Yes X No ___ - Engine compartment work lights, Qty. 2, LED

Yes X No ___ - DOT marker lights, LED

Yes X No ___ - Interior overhead lights, red & white, LED, at each cab door

Yes X No ___ - Cab interior door warning lights, Whelen, Vertex Amber

Yes X No ___ - HAAS Alert system, HA-5, with 5 year subscription

Yes X No ___ - Back-up alarm, Ecco 575

Yes X No ___ - Chrome bumper

Yes X No ___ - 24" extended bumper, with treadplate gravel shield

Yes X No ___ - Bumper tool compartments, Qty. 3 (center, left & right sides of frame rails)

Yes X No ___ - Single full width raised style treadplate door for all three bumper compartments

Yes X No ___ - Gas struts, Qty. 2, for all bumper compartment doors (no springs)

Yes X No ___ - LED lighting for bumper compartments

Yes X No ___ - Turtle tile in bumper compartments

Yes X No ___ - Bumper Guide Poles, lighted (LED), one each side of bumper

Yes X No ___ - Front 3" tow eyes, Qty. 2, painted black, below bumper

Yes X No ___ - Whelen 295HFS2 electronic siren

Yes X No ___ - Two (2) 100-watt siren speakers, recessed one each side of bumper

Yes X No ___ - Two (2) stainless steel speaker grilles

Yes X No ___ - One (1) Federal Q2B siren, pedestal mounted, left side of bumper

Yes X No ___ - Q2B siren foot switches, Qty. 2, driver & officer seats

Yes X No ___ - Q2B siren brake switches, Qty. 2, for driver & officer



THIBODAUX VOLUNTEER FIRE DEPARTMENT, INC.
800 Parish Road
Thibodaux, LA 70301

- Yes X No _____ - Cab lightbars, front of cab, Qty. 3, Whelen IV, F4NMINI 21.5" (clear lens, red/white LED's), fully populated, one forward facing, two outside lights to be on 45-degree angles
- Yes X No _____ - 4 Lower NFPA warning lights one on cab one on body each side to be Whelen, M6 LED's
- Yes X No _____ - 4 Upper NFPA warning lights on body two each side to be Whelen, M9 LED's
- Yes X No _____ - Four (4) Whelen model 6RB Rota-Beam LED lights installed on front grille area (clear lens w/red LED's)
- Yes X No _____ - Two (2) Whelen model 6RB Rota-Beam warning lights, one each side of bumper for intersection lights (clear lens w/red LED's)
- Yes X No _____ - Whelen M6 lights, to be installed over the front wheels of the apparatus, (clear lens, red LED's)
- Yes X No _____ - Two side facing Whelen M9RC lights shall be installed on the front upper body corners, driver and officer side
- Yes X No _____ - Two side facing Whelen M9RC lights shall be installed on the rear upper body corners, driver and officer side
- Yes X No _____ - Two rear facing Whelen M9 lights shall be installed on the upper rear of the apparatus
- Yes X No _____ - The upper rear facing body warning lights to be Whelen M-9's, the left light to have clear lens with blue LED's, the right light to have clear lens with red LED's
- Yes X No _____ - Chrome light flanges for all emergency lights
- Yes X No _____ - All warning lights to have clear lens w/red LED's, with exception of two of the four rear facing emergency lights that will have clear lens with blue LED's
- Yes X No _____ - Class 1 TSM, load management system
- Yes X No _____ - Kussmaul Euro on board battery charger and air compressor system
- Yes X No _____ - Auto Eject receptacle for Kussmaul Euro charging system with battery charge indicator (location left rear of apparatus)



THIBODAUX VOLUNTEER FIRE DEPARTMENT, INC.

800 Parish Road
Thibodaux, LA 70301

- Yes X No ____ - Two (2) 24" air horns, recessed one each side of bumper
- Yes X No ____ - Air Horn control, (driver foot switch & dual style lanyard)
- Yes X No ____ - 40 amp power & ground connection for mobile radio (constant power)
- Yes X No ____ - Two (2) Whelen PCH2 brow lights front edge of cab, white (switch located in driver side overhead switch panel)
- Yes X No ____ - Two (2) Akron ELSS-XLAC-POD, 240W – 120V telescoping, tripod mounted lights, (location – rear of apparatus)
- Yes X No ____ - Back-up camera system, Fire Research Inview 360, model SNB100-COO (four (4) camera system)
- Yes ____ No X ____ - Inview 360HD 7" color monitor for back-up camera system
- Yes X No ____ - Four (4) Streamlight, Vulcan, model 44315 LED rechargeable handlights, installed as directed by fire department.
- Yes X No ____ - A two (2) position David Clark 9900 wireless intercom system shall be installed (both positions shall be for radio & intercom communications) H9990 headsets – over the head, single ear only.
- Yes X No ____ - Supply and install two (2) radio antennas as directed by fire department
- Yes X No ____ - Install two (2) fire department supplied radios as directed by fire department
- Yes X No ____ - Install customer supplied thermal imaging camera charger in cab compartment as directed by fire department
- Yes X No ____ - Body DOT marker lights, LED
- Yes X No ____ - Whelen M6 tail lights, brake lights & turn signals
- Yes X No ____ - Chrome, 4-place tail light bezel for M6 lights (lower rear M6 warning light to be included in this chrome bezel)
- Yes X No ____ - Stainless steel license plate bracket, w/ LED light
- Yes X No ____ - Ground lights, LED (cab doors, two (2) mid body, each side, under each compartment doors, behind rear wheels, two (2) under rear step)
- Yes X No ____ - Two (2), rear, flush mounted scene lights, Whelen, M9 series, model M9LZC



THIBODAUX VOLUNTEER FIRE DEPARTMENT, INC.

800 Parish Road
Thibodaux, LA 70301

mounted below the canopy

Yes X No ____ - Two (2), left side, upper body corner flush mounted scene lights, Whelen, M9 series, model M9LZC

Yes X No ____ - Two (2), right side, upper body corner flush mounted scene lights, Whelen, M9 series, model M9LZC

Yes X No ____ - Two (2), one left side, one right side of cab behind door, flush mounted scene lights. Whelen Pioneer Plus PFH1 with semi-recess housing

Yes X No ____ - Switches on overhead switch panel for (left side scene lights, right side scene lights, rear facing scene lights)

Yes X No ____ - Additional Auto Reverse switching for the rear facing M9LZC scene lights

Yes X No ____ - Custom diagramic door ajar system of the exact truck, showing all eleven cab & body compartments as well as the top side compartments. The system shall indicate the exact door that is ajar, the system panel to also indicate apparatus accessories not stowed, such as light towers etc... No exception to this requirement

Yes ____ No X - 3/16" Aluminum Body Upgrade, No Exception

Yes X No ____ - Electrolysis corrosion control system for all high corrosion potential areas on body, high zinc compound sacrificial barrier between dissimilar metals

Yes ____ No X - Hot dipped galvanized body subframe with lifetime corrosion warranty

Yes X No ____ - Rear tow plates, under body

Yes X No ____ - 101" body width, minimum

Yes X No ____ - 210" body length, minimum

Yes X No ____ - R.O.M. brand natural finish roll-up compartment doors on exterior chassis compartments and on exterior body compartments

Yes X No ____ - Hinged style doors on top side cascade bottle compartments

Yes X No ____ - One (1) ¾ to full length LED tube light on the roof of each cab and body exterior compartment. Compartment L2/R2 of the body will have two (2) LED tube lights mounted to the roof, one each side of the pull out SCBA mounted boards



THIBODAUX VOLUNTEER FIRE DEPARTMENT, INC.

800 Parish Road
Thibodaux, LA 70301

Yes X No _____ - Two (2) $\frac{3}{4}$ to full length horizontally mounted LED tube lights in each of the cab and body and exterior compartments

Yes X No _____ - There will be ten (10) additional LED tube lights mounted on the walls horizontally below the shelves in the CAB L1, L1 (2 lights), L2, B1 (2 lights), CAB R1, R1,R2 and R3 compartments

Exterior Body Compartments

Yes X No _____ - The following body & cab compartmentation shall be provided

Left Side Compartments

- CAB L1, A LEFT-SIDE EXTERIOR ACCESS CAB COMPARTMENT LOCATED OVER THE FRONT WHEELS, DIMENSIONS 35" WIDE X 58.5" HIGH X TRANSVERSE
- L1, A LEFT-SIDE FULL COMPARTMENT LOCATED JUST BEHIND THE CAB, DIMENSIONS 48" WIDE X 74" TALL X TRANSVERSE
- L2, A LEFT-SIDE FULL HEIGHT COMPARTMENT LOCATED AHEAD OF THE REAR WHEELS, DIMENSIONS 41" WIDE X 74" HIGH X TRANSVERSE
- L3, A LEFT-SIDE COMPARTMENT LOCATED OVER THE REAR WHEELS, DIMENSIONS 56" WIDE X 43.5" HIGH X 50" DEEP
- L4, A LEFT-SIDE FULL HEIGHT COMPARTMENT LOCATED BEHIND THE REAR WHEELS, DIMENSIONS 65" WIDE X 74" HIGH X 26.5" DEEP

Right Side Compartments

- CAB R1, A RIGHT-SIDE EXTERIOR ACCESS CAB COMPARTMENT LOCATED OVER THE FRONT WHEELS, DIMENSIONS 35" WIDE X 58.5" HIGH X TRANSVERSE
- R1, A RIGHT-SIDE FULL COMPARTMENT LOCATED JUST BEHIND THE CAB, DIMENSIONS 48" WIDE X 74" TALL X TRANSVERSE
- R2, A RIGHT-SIDE FULL HEIGHT COMPARTMENT LOCATED AHEAD OF THE REAR WHEELS,



THIBODAUX VOLUNTEER FIRE DEPARTMENT, INC.

800 Parish Road
Thibodaux, LA 70301

DIMENSIONS 41" WIDE X 74" HIGH X TRANSVERSE

- R3, A RIGHT-SIDE COMPARTMENT LOCATED OVER THE REAR WHEELS, DIMENSIONS 56" WIDE X 43.5" HIGH X 50" DEEP
- R4, A RIGHT-SIDE FULL HEIGHT COMPARTMENT LOCATED BEHIND THE REAR WHEELS, DIMENSIONS 65" WIDE X 74" HIGH X 26.5" DEEP

Rear Compartment

- B1, A FULL-HEIGHT COMPARTMENT ON THE REAR OF THE APPARATUS, DIMENSIONS 48" WIDE X 74" HIGH X 65" DEEP

Top Side Cascade Bottle Compartments

- FOUR (4) COMPARTMENTS (T1,T2,T3,T4) SHALL BE LOCATED ON TOP OF THE APPARATUS TO HOUSE THE EIGHT CASCADE BOTTLES

Yes ☒ No ☐ - Compartments T1, T2, T3 and T4 shall have large vents to ensure no dampness builds up in the compartment. These vents should preferably vent into the body of the apparatus and not to the outside air to prevent rain from getting into the compartment.

Yes ☒ No ☐ - Ten (10) heavy duty roll-out trays installed, locations as directed by fire department

Yes ☒ No ☐ - Four (4) heavy duty pull-out, tilt trays installed, locations as directed by fire department

Yes ☒ No ☐ - Seven (7) heavy duty pull-out tool boards installed, locations as directed by fire Department. Boards will be supplied with brackets to hold axes, forcible entry tools, bolt cutters, sledge hammer and pinch bar

Yes ☒ No ☐ - Four (4) of the pull-out tool boards located in the L2, R2 compartment will have custom integral full-length trays installed on the bottom of the tool board for holding SCBA mask

Yes ☒ No ☐ - Twelve (12) SCBA mounting brackets to be installed on tool boards in the L2, R2



THIBODAUX VOLUNTEER FIRE DEPARTMENT, INC.

800 Parish Road
Thibodaux, LA 70301

compartment as directed by fire department

Yes X No _____ - Two (2) forty-nine place SCBA bottle racks installed (1 in L4 compartment, 1 in R4 compartment). Racks to be constructed of poly or aluminum, if rack is constructed of aluminum it shall be coated with Line-x. These racks shall be at an angle to prevent bottles from sliding out or install device to prevent sliding

Yes X No _____ - One ten (10) place SCBA bottle rack installed over the SCBA fill station in the rear compartment, (B1). Rack to be constructed of aluminum or poly material. If rack is constructed of aluminum it shall be coated with Line-x

Yes X No _____ - Storage bins constructed of aluminum and coated to match cab interior shall be installed in the right side exterior cab compartment, CAB R1, for stowing the following items. 4 - large style folding chairs 1 - 12' pop-up style tent

Yes X No _____ - Turtle tile installed on floor of each compartment with exception of (L5, R5, B1)

Yes X No _____ - Ventilation vents installed in each compartment

Yes X No _____ - Flat back design on rear of apparatus

Yes X No _____ - 10" deep rear step/tailboard

Yes X No _____ - A Dometic model CFX100W refrigerator shall be provided and installed in L2 body compartment on roll out tray as directed by fire department. This compartment will also have a 12V battery powered power and 110V shoreline power outlet.

Yes X No _____ - Eight (8) pike pole mounting tubes, installed as directed by fire department (4-for regular pike poles, 4-for NY roof hooks)

Yes X No _____ - Five (5) Cast Products bolt on steps installed on left rear of apparatus

Yes X No _____ - One (1) full body height vertical handrail, left rear of apparatus

Yes X No _____ - Two (2) 12" handrails, upper rear of apparatus as directed by fire department

Yes X No _____ - Three (3) 500 lb. rated, under body pull-out platform style steps mounted under the following compartments (L4, R4, B1)

Yes X No _____ - Rub rails, lower body, extruded aluminum

Yes X No _____ - Three (3) Girard model G-2000, 12V, electric awnings, (1-left side of body, 1-right side of body, 1- rear of body) / Color-white



THIBODAUX VOLUNTEER FIRE DEPARTMENT, INC.
800 Parish Road
Thibodaux, LA 70301

- Yes ☒ No ☐ - Three (3) wheel well Extinguisher compartments w/brushed aluminum doors, (1- left side of apparatus, 2- right side of apparatus)
- Yes ☒ No ☐ - 15KW PTO Generator system, complete with circuit breaker box
- Yes ☒ No ☐ - Fire Research FROG-D model FDA100 series generator display/monitoring kit
- Yes ☒ No ☐ - Four (4) 20 Amp 125/250V twist-lock receptacles (2 – one each side of body in wheel wells, 2 – rear of body for tripod lights)
- Yes ☒ No ☐ - Three (3) shoreline powered 110V, double straight blade receptacles, installed as directed by fire department (1- in CAB L1 compartment for radio, TIC, Pack tracker, 1- in L2 compartment for refrigerator, 1 – L1 compartment for radio)
- Yes ☒ No ☐ - Two (2) Hannay ECR-1616-17-18 series electric cable reels with electric rewind, installed in tops of L1 & R1 compartments as directed by fire department
- Yes ☒ No ☐ - 200' of 120V, 10/3 black electric cord installed on each of the two electric Reels
- Yes ☒ No ☐ - Electric cable on reels to have 20 amp 125/250V, 3-Prong, twist-lock female Connector to match all current TVFD Department connectors
- Yes ☒ No ☐ - Orange ball stops to be included on each cable reel
- Yes ☒ No ☐ - All twist lock plugs will be or compatible with Hubbell HBL9965C or Leviton 9965-C
- Yes ☒ No ☐ - All twist lock receptacles will be or compatible with Hubbell HBL7310B or Leviton 7310-B. All exterior receptacles with have weather proof covers
- Yes ☒ No ☐ - Two (2) Circle -D model PF51G-5 yellow electrical junction boxes shall be provided with 12" pigtails with twist-lock plugs, each box to have four (4) 120V, 20 amp, twist-lock receptacles with hinged weatherproof covers
- Yes ☒ No ☐ - Four-sided encompassing stainless steel roller units shall be installed for each of the two cord reels
- Yes ☒ No ☐ - Brushed aluminum storage brackets shall be installed for each of the two electrical junction boxes
- Yes ☒ No ☐ - Two (2) Akron ELSS-XLAC-POD, 240W – 120V telescoping, tripod mounted lights,



THIBODAUX VOLUNTEER FIRE DEPARTMENT, INC.

800 Parish Road
Thibodaux, LA 70301

(location – rear of apparatus). The light head shall contain 48 high power LED's and a highly polished reflector

Yes X No _____ - A Command Light, part number CL602A-FS LIGHT TOWER shall be installed, The Command Light shall be equipped with six (6) Fire Research Spectra 120 volt lights. Each light shall be 220 watts for a total of 1320 watts and 120,000 lumens.

Yes X No _____ - The light tower shall be recess mounted into the front top of the body, control to be mounted in the L1 compartment

Yes X No _____ - A breaker box shall be installed on the front wall of the L1 compartment with breakers for each appliance as instructed by the fire department

Yes X No _____ - Breathing Air Control Panel - A control panel shall be provided with all necessary components for filling SCBA and SCUBA cylinders by the cascade method of filling from a storage system. The recharging of the storage cylinders from a remote air source is also performed through this panel. The panel shall be made of heavy gauge stainless steel with a non-glare finish for long life.

The fill panel shall consist of a control panel and SCBA/SCUBA filling connections provided on the bottom of the panel. All panel-mounted components shall be piped with high-pressure stainless- steel tubing and shall be built for 6000 PSI service. All panel mounted components shall be individually labeled. All pressure gauges shall be liquid filled. Operational training shall be supplied to the fire department/end user by qualified personnel.

Yes X No _____ - Control Panel

The control panel shall include the following items:

1. Inlet pressure gauge
2. Adjustable pressure regulator
3. Regulated outlet pressure gauge
4. Isolation valve and gauge for eight (8) storage cylinders
5. Eight (8) fill control valves
6. Eight (8) fill pressure gauges
7. Eight (8) pressure relief valves for regulated fill pressure



THIBODAUX VOLUNTEER FIRE DEPARTMENT, INC.

800 Parish Road
Thibodaux, LA 70301

An air direction valve and outside air refill connection shall be provided to allow operator control of re-filling from another air source.

Yes X No _____ - ISO Pressure Vessel Air Storage Specifications

Eight (8) ISO breathing air pressure vessels shall be provided with a shut off valve and relief valve. The air pressure vessels shall be labeled "Breathing Air" with paint on the cylinders in 1" high black lettering. The new ISO pressure vessels shall have a stamped date of manufacture within 12 months from the date of the shipping date. The Air Storage system shall be installed with all necessary equipment as per NFPA 1901. Proper connection adapters will be provided to attach hose(s).

The following ISO air pressure vessels shall be provided:

1. Quantity: Eight (8)
2. Pressure: 6,000#
3. Diameter: Approximately 10"
4. Height: Approximately 56"
5. Weight: Approximately 200 pounds (empty)

This specification defines the requirements for a compressed air system used to provide air suitable for human respiration with self-contained breathing apparatus (SCBA). The air system is to be designed for mobile operation.

Yes X No _____ - Cylinder Fill Enclosure

A Breathing Air Systems Model M2792H horizontal fill enclosure for mobile applications shall be installed on the apparatus. The fill station shall have the ability to fill two (2) SCBA or SCUBA cylinders, either simultaneously or individually. A prototype of the fill station must have been tested under NFPA-1901 guidelines.

The unit will be constructed of .25 inch plate steel. The fill enclosure door is constructed of .25 inch stainless steel. The cylinder holders will be lined with a material to protect each cylinder from abrasion.

Access to the enclosure for filling cylinders shall be through a manually operated slide-up door and tilt-out bottle holder. Three (3) gas filled springs shall be provided to assist in the operation of the fill station door and cylinder holders. A mechanical twist latch shall be provided to secure the door in the closed position



THIBODAUX VOLUNTEER FIRE DEPARTMENT, INC.

800 Parish Road
Thibodaux, LA 70301

The loading position from a standard truck compartment floor to the center of the bottle valve shall be approximately 13.6 inches. The maximum length of either a SCBA or SCUBA bottle with the valve and fill adapter is 29 inches.

An Automatic, air operated, safety interlock system shall be provided to prevent the accidental filling of a cylinder until the door is completely closed and latched. Two fill hoses will be provided each with stainless steel SCBA fill adaptors and bleeder, on/off valves shall also be provided and located inside the fill enclosure.

The fill station shall be designed so if a cylinder should rupture, rapidly expanding air is vented through an opening in the bottom of the enclosure and out through the compartment floor. A breakaway rubber seal will be provided to seal the compartment floor.

The fill station shall be designed to conserve space and will not exceed the following dimensions: 43.5" wide, 25" DEEP, and 13.5" HIGH. The fill station shall not exceed 425 pounds.

Two (2) fill hoses shall be located within the fill station. The fill hoses shall be equipped with bleeder valves and SCBA fill adapters of choice. CGA-346 male adapters shall be provided to anchor the fill hoses when not in use.

The fill station shall be third party tested and a copy of the manufacturers test report shall be provided on delivery. An operator's instruction and maintenance manual shall be supplied on delivery. The manual shall outline all operating and maintenance instructions. The manual shall include detailed illustrated drawings along with a complete parts listing for all illustrated components.

Warnings and safety precautions shall be included in the manual.

A manufacturer's nameplate shall be securely affixed to stations frame in a conspicuous location.

Yes ☒ No ☐ - Air Booster Unit

Hydraulics International air booster unit, Model 2G-B50502-A500- B600-R shall be installed. The unit shall be rated to 6000 PSI for breathing air service. A double acting configuration 50/50 ration operating at 70 CPM.

The unit consists of P/N 2G-B50502-R, automatic stop and restart high limit switch factory pre-set to 6000 PSI, automatic stop and restart low limit switch factory pre-set to 500 PSI, manual start & Stop switch, remote start stop switch with 10-foot cord, gas inlet and outlet filers, safety relief valve set at 6100 PSI (adjustable), inlet & outlet gauges, outlet shutoff valve (needle type), bleed valve (needle type), 6-digit hour meter, 1/4" 37-degree flare inlet & outlet ports, and 220 VAC 1-phase 60-Hz voltage. All items are mounted on a tubular frame and control panel with gauges and valves panel mounted.



THIBODAUX VOLUNTEER FIRE DEPARTMENT, INC.

800 Parish Road
Thibodaux, LA 70301

The unit shall be plumbed as follows:

1. One (1) dedicated storage bottle, supplied with air from the booster's outlet port. This tank shall feed the SCBA fill station. All other storage bottles on the apparatus shall be supplying the unit with air and be plumbed in a parallel manner.
2. A refill port using a Pioneer 3000 2-male fitting shall be installed on the SCBA refill panel and allow the entire system to be refilled upon depletion of air supply.
3. A 50-ft 3/16" hose with a Pioneer 3000 2 female fitting shall be provided with the system.

Yes ☒ No ☐ - Cascade Refill Air Hose

One (1) 25' length of 1/4" high pressure (minimum of 5000 PSI rating) air hose shall be provided for refilling of the on-board air system. The hose shall be provided with a shutoff bleeder and include the appropriate fittings.

Yes ☒ No ☐ - Paint, single color body & cab (white)

Yes ☒ No ☐ - Compartment lining upgrade, compartment interiors to be coated with heavy duty commercial grade lining system, (Line-X, gray)

Yes ☒ No ☐ - Compartment shelves, trays, tool boards etc.... shall be coated similar in color to compartment interiors

Yes ☒ No ☐ - Lettering, up to seventy-five 4" mylar letters, shall be provided and installed as directed by fire department

Yes ☒ No ☐ - Lettering, up to fifty 8" – 12" mylar letters, shall be provided and installed as directed by fire department

Yes ☒ No ☐ - Bumper lettering, lettering shall be installed on the front bumper as directed by fire department, the lettering shall read "THIBODAUX"

Yes ☒ No ☐ - Custom Door Seals (emblem), Install customer supplied custom door seals

Yes ☒ No ☐ - Reflective stripe, a 1" x 6" x 1" Z style, red reflective stripe shall be installed on the body and chassis as directed by fire department

Yes ☒ No ☐ - Rear reflective NFPA chevron, color-red/white

Yes ☒ No ☐ - Two (2) standard size, aluminum wheel chocks, mounted

Yes ☒ No ☐ - Install & wire customer supplied thermal imaging camera, as directed by fire



THIBODAUX VOLUNTEER FIRE DEPARTMENT, INC.

800 Parish Road
Thibodaux, LA 70301

department

Yes ☒ No ☐ - Install two (2) customer supplied mobile radio's

Yes ☒ No ☐ - One (1) 15 lb. CO2 extinguisher (must fit in wheel well extinguisher compartment)

Yes ☒ No ☐ - One (1) 20 lb. ABC extinguisher (must fit in wheel well extinguisher compartment)

Yes ☒ No ☐ - One (1) 2.5 gal. water extinguisher (must fit in wheel well extinguisher compartment)

Yes ☒ No ☐ - Four (4) 6' N.Y. ceiling hooks

Yes ☒ No ☐ - Four (4) 6' fiberglass pike poles

Yes ☒ No ☐ - Two (2) spray bottle holders fabricated of aluminum shall be provided and installed as directed by fire department

Yes ☒ No ☐ - Eyelets with straps shall be installed on the top tray located in the rear compartment (B1). This shall be for tarp securement. Installation shall be as directed by fire department.

Yes ☒ No ☐ - Eyelets with straps shall be installed on the pull-out tray in the L3 compartment to secure an Igloo 5 gal. cooler as directed by the fire department

Yes ☒ No ☐ - Two (2) saw storage boxes constructed of aluminum shall be installed in the right side compartment located over the rear wheels (R3). Installation shall be as directed by the fire department.

Note: Any item(s) designated as being mounted shall be done so as directed by the fire department.

See drawing on Page 23 of 23 developed by TVFD as a guide to bidders. Bidders to submit their own drawing showing details of their bid.

END OF SPECIFICATIONS



EXCEPTIONS & CLARIFICATIONS

BID: Thibodaux Volunteer Fire Department Custom Air Unit – Air 1

BID DUE DATE: November 13, 2023 @ 6:00 PM Local Time

MANUFACTURER: Spartan Emergency Response located in Brandon, South Dakota

DEALER: Delta Fire & Safety located in Eunice, Louisiana

Delta Fire & Safety is submitting the following exceptions and clarifications to the bid specifications for the Custom Air Unit – Air 1 issued by the Thibodaux Volunteer Fire department located in Thibodaux, Louisiana on behalf of the fire apparatus builder Spartan Emergency Response located in Brandon, South Dakota. Our intent is to provide the fire apparatus by meeting or exceeding the intent of this bid specifications. We look forward to the opportunity to meet with the members of the Thibodaux Volunteer Fire department to review and discuss in further detail our proposal.

Page 2 – Service Capabilities- Delta Fire & Safety nearest service location to Thibodeaux Volunteer Fire Department is 235 Eastpark Dr. Eunice La. 70535.

Eunice La. Service Center Service Capabilities: In shop and Mobile certified EVT technicians for repairs, services and annual testing of the following: Fire pumps, breathing air systems, extrication systems. We also provide custom fabrication and collision repair. Delta Fire & Safety specializes in preventative maintenance programs custom tailored to the department's needs on and off site.

Page 4 - Approved Custom Chassis Manufacturers - We are proposing this apparatus will be built utilizing a Spartan Emergency Response Metro-Star LTD 2-Door custom cab chassis.

Page 5 - Body Sub Frame Warranty – **Clarification** - This warranty is included as part of the Body Structure Warranty. The body subframe is integral to our Tri-Max Space Frame body design.

Page 5 - Apparatus Wheelbase – **Clarification** - Our proposed apparatus will have a wheelbase of 167.00 inches.

Page 5 - Apparatus Overall Length – **Clarification** – Our proposed apparatus will have an overall length of 371.00 inches (31'-11').

Page 6 – Front Windshield – **Clarification** – The Spartan Metro-Star chassis utilizes a two-piece windshield design.



Page 6 – Air Conditioning Package -Exception – Due to the design on the Metro-Star LTD 2-door cab with a transverse compartment the air condition & heater unit will be mounted at the rear of the engine tunnel. There is limited space to provide for an overhead style system.

Page 7 – Front Axle – Clarification – We are providing a 20,000 lb. rated Hendrikson SteerTek front axle.

Page 7 – Front Suspension – Clarification – We are providing a Hendrickson parabolic spring suspension rated for 20,000 lbs.

Page 7 – S-Cam Brakes – Clarification – We are providing Meritor 17” disc brakes on the front axle and S-Cam style brakes on the rear axle.

Page 8 – Frame Rails – Clarification – The Spartan chassis uses 10.25” high x 3.75” deep steel frame rails.

Page 8 – Vehicle Top Speed – Clarification – We are proposing a vehicle with a top speed of 68 miles per hour.

Page 8 - Engine, 450 HP., Cummins – Clarification – We are proposing the Cummins L9 450 HP diesel engine based on the availability at the time of this proposal submission. The following clarification is per information provided by Spartan Chassis. If an L9 engine is NOT available or cannot be provided for that specific quote or build slot at time of production, you will automatically be upgraded and charged for an X12 (or the X10 engine) with all costs associated with the upgrade being passed on to the end user. No exceptions.

If a pre-2027 emission engine is NOT available at the time of build (starting production on January 1, 2026) your order will automatically be upgraded and charged for either the 2027 engine compliant Cummins X-10 or X-15, with all associated costs being passed on to the end user. No exceptions.

Page 8 – Auxiliary Engine Brake – Clarification – We are providing a variable geometry turbo (VGT) as an integrated auxiliary engine brake to offer a variable rate of exhaust flow, which when activated in conjunction with the compression brake shall enhance the engine's compression braking capabilities. The Jake exhaust style engine brake is no longer available on engines meeting the current EPA standards. The system we are providing comes with the Cummins engine and is manufactured for them by Jacobs.

Page 8 – DEF Tank Access – Clarification – Due to the short cab design behind the front axle the DEF 6-gallon capacity tank will be mounted to the chassis frame under the body on the forward left side of the apparatus. The tank will protrude into the lower section of body compartment L-1. The tank will be covered, and an access door will be provided for the DEF tank fill.

Page 8 – 50 Gallon Fuel Tank – Clarification – We are providing a 50 Gallon capacity fuel tank meeting the minimum requirement of the bid specifications.

Page 8 – Fleetguard FS1098 fuel filter/water separator - Clarification - We are providing a Fleetguard FS20121 fuel filter/water separator as a primary filter in place of the specified system.



Page 8 – Electrical System Point to Point – Exception – We are providing the Weldon V-Mux multiplex 12-volt electrical system in place of the 12 volt point to point system specified. The Weldon V-Mux is the standard system Spartan Emergency Response offers.

Page 8 – Vehicle Data Recorder/Seat Belt Warning – Clarification – We are providing a Weldon Vehicle Data recorder and seat belt warning system. This system will be integral to the V-Mux multiplex system with the information being accessed and displayed on the system screen.

Page 8 – Four (4) Group 31 Batteries – Clarification – We are providing Six (6) Harris BCI 31 925 CCA batteries with a 210-minute reserve capacity and 4/0 welding type dual path starter cables per SAE J541.

Page 9 – Battery Relocation – Clarification – We are locating the Six (6) battery system we have proposed to be mounted above the transmission across the frame rails. The battery storage will be under the the transverse compartment integral with the cab.

Page 9 – Federal “QB2” Siren – Clarification - We are providing a recessed mount siren in place of the pedestal mount siren specified. This change is due to the design required for the Three compartments specified in the front bumper with the full width, raised style compartment door.

Page 10 – Class 1 TSM Load Management – Clarification – The Class 1 TMS load management system will be part of the Weldon V-Mux multiplex electrical system.

Page 11 – InView 7” Color Monitor – Exception – The InView 360 cameras will be viewed utilizing the screen on the Weldon V-Mux multiplex electrical system screen.

Page 12 - 3/16” Aluminum Body Upgrade – Clarification - We are providing our Tri-Max™ Space Frame design, which serves as an incredibly durable, structural body framework in place of the formed 3/16” aluminum body specified.

This framework acts as a series of beams and columns that support and protect the body and its contents. The space frame design provides maximum torsional resistance and load capabilities. The entire space frame structure shall be welded together utilizing an A.W.S. Certified welding procedure.

The space frame design shall also be required because it provides energy absorbing impact zones in the structure, thus providing increased safety to the rest of the apparatus and personnel on board. Documented proof of this extra safety shall be required upon request.

The Tri-Max™ body structure shall consist entirely of closed section members, except where the body is mounted to the chassis. Closed section members (such as square, rectangular, triangular, or round tubes) are required because they provide maximum strength and torsion rigidity. This solid tubular structural style of design ultimately adds longevity to the body structure by eliminating flex and twists in material, creating less stress and fatigue.

BODY STRUCTURE MEMBERS



The space frame body shall have triangular shaped structural members in certain areas of the body. This shape is required to prevent loss of useable compartment space. Other body structure members shall be square or rectangular. Each structural member will have a nominal outside dimension of 2.50 inches (63.50 mm) in at least one direction. The body shall be designed for maximum strength to weight ratio; therefore the gauge of sheet metal and structural members varies from .125 inches (3.18 mm) to .250 inches (6.35 mm) throughout, dependent on the design requirement.

BODY MATERIAL TYPE

All body structural members shall be Aluminum 6061-T6 alloy material. All .125-inch (3.18 mm) sheet material shall be Aluminum Alloy 5052-H32, and .250-inch (6.35 mm) sheet materials shall be Aluminum Alloy 3003. These alloys are required because it provides optimum all-around performance for strength, manufacturing properties, and corrosion resistance.

ECK® ANTI-CORROSION PROCESS

Absolutely no dissimilar metals shall be used in the body and its supporting substructure without being separated by Eck®, which prevents corrosion by providing a barrier between dissimilar metals, sealing out moisture and absorbing energy created by a dissimilar metal reaction.

FRONT BODY COMPARTMENT WALLS

The front compartment walls of both forward most compartments shall be sheet finished. No overlay material shall be visible from the interior of the compartments.

REAR BODY COMPARTMENT WALLS

The rear compartment walls of both rearward most compartments shall be sheet finished. No overlay material shall be visible from the interior of the compartments. Access panels from the rear walls shall be strategically placed to ensure access to the rear taillight clusters for any servicing that may be completed.

COMPARTMENT TOP

The top of the compartments shall be an integral portion of the body. No overlay material shall be visible from the interior of the compartments.

COMPARTMENT FLOORS

The body compartments shall be enclosed with aluminum sheet metal as specified above. The compartment floors shall have a 1.00-inch (25.40 mm) lip downward at the door opening side of the compartment. This lip shall integrate with a structural member on the bottom edge and form a “sweep-out” compartment. This design shall also allow for a structural flush fitting door frame and a complete door/weather seal.

COMPARTMENT LOAD CAPACITY



Each compartment shall have a minimum of one additional structural compartment floor support centered on the underside of the compartment floor. This additional member shall be integral with the rest of the body structure. Each compartment must be designed, and 3rd party analyzed to carry a working load of:

Full depth side compartment: 1,000 lbs (453.59 kg) per compartment

Half depth side compartment: 750 lbs (340.19 kg) per compartment

Rear center compartment (if applicable): 1,500 lbs (680.39 kg)

NOTE: These values are for design purposes only for individual compartment construction and are not meant to be used as an actual overall weight rating for equipment load per compartment for the specified apparatus. The apparatus shall be engineered such that the completed unit, when loaded to its estimated in-service weight, shall comply with the gross axle weight ratings {GAWR}, the overall gross vehicle weight rating {GVWR}, and the chassis manufacturer's load balance guidelines per NFPA.

FASTENERS

All bolts and nuts used in the finish construction of the apparatus shall be coated stainless steel which helps prevent dissimilar metal electrolytic reaction and corrosion. Any bolt extending into a compartment shall have an acorn nut attached or be protected in such manner where sharp edges are avoided.

FINITE ELEMENT ANALYSIS

The proposed body design must have completed a review and analysis by a legitimate 3rd party engineering firm. At a minimum, the 3rd party must have conducted a computer model finite element analysis of the proposed design. The analysis is to include real world working load scenarios. Analysis to cover both static and dynamic situations must be completed. The purpose of the finite element analysis is to ensure proper design of the apparatus body, and that it is capable of carrying the typical fire apparatus loads and those specified by NFPA for equipment. The analysis process must conclude that the body structure is properly designed and manufactured to provide longevity under normal conditions. The 3rd party must also validate the manufacturing processes are consistent with the design and analysis performed.

Page 12 – Body Subframe – Exception - Due to the Tr-Max Space frame design of our body structure. The subframe is an integral part of the tubular body construction, therefore there is no need for a separate steel subframe to support the body. Due to this integral design, there is no need for the subframe to be hot-dipped galvanized.

Page 12 – Body Width 101” – Clarification – Our standard body width is 99” wide from body side sheet to side sheet. The overall width of the body included the lower body rub rails is approximately 101.”

Page 12 -Body Length 210”- Clarification – We are proposing our standard 214” body length for this apparatus. This exceeds the minimum of the 210” specified.



Page 13 & 14– Exterior Body Compartments – Clarification – We are providing the following compartment dimension based on our 214” body length.

Compartment "L1"

There shall be one (1) full height compartment ahead of the rear wheels, directly behind the chassis cab on the left side of the apparatus.

The approximate interior dimensions of this compartment shall be 49.00 inches wide by 74.00 inches high with a lower depth of 25.50 inches and transverse in the upper portion.

The framed door opening shall measure approximately 46.50 inches wide by 70.00 inches high.

Compartment "L2"

There shall be one (1) full height compartment ahead of the rear wheels, directly behind the L1 compartment on the left side of the apparatus.

The approximate interior dimensions of this compartment shall be 49.00 inches wide by 74.00 inches high with a lower depth of 25.50 inches and transverse in the upper portion. Transverse floors to be raised to allow the cooler to fit in L2.

The framed door opening shall measure approximately 46.50 inches wide by 70.00 inches high.

Compartment "L3"

There shall be one (1) compartment directly over the rear wheels on the left side of the apparatus.

The approximate interior dimensions of this compartment shall be 62.00 inches wide by 44.50 inches high and be transverse.

The framed door opening shall measure approximately 62.00 inches wide by 40.50 inches high.

Compartment "L4"

There shall be one (1) full height compartment behind the rear wheels, on the left side of the apparatus.

The approximate interior dimensions of this compartment shall be 49.00 inches wide by 74.00 inches high x 25.50 inches deep.

The framed door opening shall measure approximately 46.50 inches wide by 70.00 inches high.

Compartment "R1"

There shall be one (1) full height compartment ahead of the rear wheels, directly behind the chassis cab on the right side of the apparatus.

The approximate interior dimensions of this compartment shall be 49.00 inches wide by 74.00 inches high with a lower depth of 25.50 inches and transverse in the upper portion.



The framed door opening shall measure approximately 46.50 inches wide by 70.00 inches high.

Compartment "R2"

There shall be one (1) full height compartment ahead of the rear wheels, directly behind the R1 compartment on the right side of the apparatus.

The approximate interior dimensions of this compartment shall be 49.00 inches wide by 74.00 inches high with a lower depth of 25.50 inches and transverse in the upper portion. Transverse floors to be raised to allow the cooler to fit in L2.

The framed door opening shall measure approximately 46.50 inches wide by 70.00 inches high.

Compartment "R3"

There shall be one (1) compartment directly over the rear wheels on the right side of the apparatus.

The approximate interior dimensions of this compartment shall be 62.00 inches wide by 44.50 inches high and be transverse.

The framed door opening shall measure approximately 62.00 inches wide by 40.50 inches high.

Compartment "R4"

There shall be one (1) full height compartment behind the rear wheels, on the right side of the apparatus.

The approximate interior dimensions of this compartment shall be 49.00 inches wide by 74.00 inches high x 25.50 inches deep.

The framed door opening shall measure approximately 46.50 inches wide by 70.00 inches high.

Compartment "B1"

There shall be one (1) compartment located at the rear of the apparatus.

The approximate dimensions of this compartment shall be 48.00 inches wide by 74.00 inches high and shall have a depth of 46.50 inches.

The framed door opening shall measure approximately 43.00 inches wide by 69.00 inches high.

Page 14 – Top Side Cascade Bottle Compartments – Clarification – We are providing the following for the storage of Eight (2) 6000 PSI breathing air storage cylinders.

One (1) set of upper storage compartments will be provided and installed on the left & right side of the apparatus body. Each compartment shall be approximately 165.00 inches long. The depth of the compartments shall be determined by the hose bed wall height. The compartment shall extend beyond the apparatus body roof and walking surface and provide a vertical edge to prevent water intrusion. An adhesive



backed bulb seal shall be applied to the underside perimeter of the lid, excluding the hinge side, to ensure a positive seal.

The upper compartments shall not be vented. There shall be plastic tubing installed for adequate drainage that is routed from corners of the upper compartment floors down to below the lower compartment floor level.

Two (2) access doors with an approximate door opening of 78.75 inches by 22.00 inches shall be provided. The formed doors, incorporating broken edges of 45 degrees or less, shall extend over the compartment edge approximately 1.00 inch to minimize water penetration. Each door shall be secured by push button weather resistant (C2) South Co Brand style latches. The doors shall be fabricated of embossed aluminum diamond plate and be secured by a stainless-steel hinge. If deemed necessary due to width, the doors shall be reinforced to act as a suitable walking or standing surface. Each door shall be held open by a gas charged strut on each side and permit full access to the compartment along its length.

The struts shall be concealed inside the compartment when the door is in the closed position. The compartments shall be constructed as part of the body and be accessible from the upper body walkway area.

If the door is not properly closed and the parking brake is released, it shall activate the “Door Open” indicator light in the cab to warn the crew.

Page 14 - Four Tool Boards for SCBA Mounting- Clarification- We are proposing a Two (2) Floor mounted roll-out tray. Each roll-out tray will have a vertical center wall with unistrut mounted to both sides for mounting the SCBA brackets. The tray will provide storage for the face masks for each SCBA unit. One tray will be mounted in compartment L2 and one will be mounted in compartment R2.

Page 15 – Ten (10) Place SCBA Spare Bottle Storage – Clarification – We are proposing a total of Eight (8) vertically storage to right side of the rear compartment due to the layout needed for the fill station, cascade control panel and booster pump.

Page 15 – Storage Bin for Tent & Chairs – Clarification - We have proposed storage slots be located in the cab transverse compartment on the right side. The department will need to confirm make, model and storage dimensions prior to order submission.

Page 15 – 10” Rear Step – Clarification – We are posing our standard 13.5” deep rear step with cast aluminum end cap for mounting the lower rear zone B & D rear warning light.

Page 16 – 15 KW PTO Generator – Clarification – We are proposing a Smart Power HR 15000 PTO hydraulic generator.

Page 16 – Rear Wheel Storage for Fire Extinguishers – Clarification – We are proposing our “Smart Storage Compartments” for the rear wheel well. This custom storage allows for different storage configurations. We ha proposed using this storage system for the fire extinguishers and wheel chocks. The department will approve the final configuration prior to order submission.



Page 17 – Breathing Air Control Panel – Clarification – We are proposing a Breathing Air System vertical control panel to have a vertical layout to match up with the Space Saver fill station we have proposed.

Page 18 – Cylinder Fill Enclosure – Clarification – We are proposing One (1) Breathing Air Systems SpaceSaver two bottle vertical Fill Enclosure shall be installed on the apparatus. The fill station shall be designed for mobile applications and shall be incorporated into the apparatus body. The fill station shall be totally enclosed, constructed of 3/16-inch plate steel and designed to contain a SCBA or SCUBA cylinder and metal fragments in the event of rupture during the fill process.

Page 19 – Air Booster Unit – Clarification – We are proposing an American Air Works Sierra Booster Pump Model 9000. The unit shall be rated to 6000 PSI for breathing air service in place of the Hydraulics International Model 2G-B505002 specified.

The unit shall be plumbed as follows:

1. One (1) dedicated storage bottle, supplied with air from the booster's outlet port. This tank shall feed the SCBA fill station. All other storage bottles on the apparatus shall be supplying the unit with air and be plumbed in a parallel manner.
2. A refill port using a Pioneer 3000 2-male fitting shall be installed on the SCBA refill panel and allow the entire system to be refilled upon depletion of air supply.
3. A 50-ft 3/16" hose with a Pioneer 3000 2 female fitting shall be provided with the system.
4. The system to be mounted in the upper section of compartment L3 on the rear wall.

Thank You for Consideration,

We thank the members of the Thibodaux Volunteer Fire Department for the opportunity to submit our proposal for this custom fire apparatus. We look forward to the opportunity to meet with the members of the department to discuss our proposal and address any questions or concerns they have regarding our proposal.

✓ All
9

Amps Report

Louisiana Emergency Equipment

Thibodaux Volunteer Fire Department
800 Parish Road
Thibodaux, LA 70301

Quote No: 10045-0002
BLRPLATE: CF-RES-BPT Walk Around Rescue - Boiler Plate
CHASSIS: CF-RES-CHS Walk Around Rescue - Chassis
BODY: CF-RES-BDY Walk Around Rescue - Body
ELECTRICAL: CF-RES-ELC Walk Around Rescue - Electrical
EXTRAS: CF-RES-EXT Walk Around Rescue - Extras

11/13/2023

Page 1

PART NO	S	DESCRIPTION	QTY	ID	GROSS	RESP	SCENE	IT	A/C
		== Walk Around Rescue -		ERVS	0.00	0.00	0.00	0.00	0.00
		Boiler Plate - 10.270							
00-00-0050		STAR QW Data Book v10.27	1	ERVS	0.00	0.00	0.00	0.00	0.00
		Release: 9.21.2023 / Expires:							
					0.00	0.00	0.00	0.00	0.00
		BOILERPLATE		ERVS	0.00	0.00	0.00	0.00	0.00
					0.00	0.00	0.00	0.00	0.00
00-00-1520		BOILER PLATE - Star	1	ERVS	0.00	0.00	0.00	0.00	0.00
		Rescue - (Spartan ref in							
00-01-0100		Branding (Spartan)	1	ERVS	0.00	0.00	0.00	0.00	0.00
00-01-1300		General Specifications	1	ERVS	0.00	0.00	0.00	0.00	0.00
		(Spartan ref in Specs), Rescue							
00-01-2500		Engine Availability	1	ERVS	0.00	0.00	0.00	0.00	0.00
00-01-3000		NO Dealer BIO Details- Use	1	ERVS	0.00	0.00	0.00	0.00	0.00
		Drop Down to add a 'Dealer'							
00-03-1120		Bid (Spartan ref in Specs)	1	ERVS	0.00	0.00	0.00	0.00	0.00
		Drawing							
00-03-1221		Pre-Con (Spartan ref in	1	ERVS	0.00	0.00	0.00	0.00	0.00
		Specs) Drawing NO Pump							
00-05-1100		Bid Security - 5% (Use for	1	ERVS	0.00	0.00	0.00	0.00	0.00
		bid specs)							
00-06-1100		Performance Bond (Spartan	1	ERVS	0.00	0.00	0.00	0.00	0.00
		ref in Specs)							
00-07-2500		NO Warranty Bond	1	ERVS	0.00	0.00	0.00	0.00	0.00
00-08-3105		Single Source	1	ERVS	0.00	0.00	0.00	0.00	0.00
		Manufacturer-Chassis, Pump							
00-08-4100		Tag On Order/Cooperative	1	ERVS	0.00	0.00	0.00	0.00	0.00
		Purchasing Agreement							
		PUMP CERTIFICATION		ERVS	0.00	0.00	0.00	0.00	0.00
		AND TESTING							

PART NO	S	DESCRIPTION	QTY	ID	GROSS	RESP	SCENE	IT	A/C
					0.00	0.00	0.00	0.00	0.00
00-10-0140		Third Party Low-Voltage Electrical Certification Test	1	ERVS	0.00	0.00	0.00	0.00	0.00
					0.00	0.00	0.00	0.00	0.00
00-10-4005		Finite Element Analysis (Spartan specs)	1	ERVS	0.00	0.00	0.00	0.00	0.00
00-13-1600		2 Hard Copy Sets Supplied Component Info, Rescue	1	ERVS	0.00	0.00	0.00	0.00	0.00
00-13-2010		{Qty} Hard Copy Set-Electrical	1	ERVS	0.00	0.00	0.00	0.00	0.00
00-13-9000		Warning and Information Labels - English	1	ERVS	0.00	0.00	0.00	0.00	0.00
		INSPECTIONS		ERVS	0.00	0.00	0.00	0.00	0.00
					0.00	0.00	0.00	0.00	0.00
00-30-0570		Apparatus Inspections, Walk Around Rescue	1	ERVS	0.00	0.00	0.00	0.00	0.00
00-30-1000		Factory Pre-construction Conference with Factory	1	ERVS	0.00	0.00	0.00	0.00	0.00
00-30-2005		NO Mid-Construction Inspection Conference	1	ERVS	0.00	0.00	0.00	0.00	0.00
00-30-4000		Final Inspection	1	ERVS	0.00	0.00	0.00	0.00	0.00
					0.00	0.00	0.00	0.00	0.00
00-30-5015		Online Customer Interaction with No PUMP (Spartan ref	1	ERVS	0.00	0.00	0.00	0.00	0.00
		APPARATUS TRAINING		ERVS	0.00	0.00	0.00	0.00	0.00
					0.00	0.00	0.00	0.00	0.00
00-38-0200		NO Apparatus Training	1	ERVS	0.00	0.00	0.00	0.00	0.00
					0.00	0.00	0.00	0.00	0.00
00-40-0105		Liability Insurance, \$10 mill (Spartan ref in Specs)	1	ERVS	0.00	0.00	0.00	0.00	0.00
00-60-1100		General Warranty - 2 Year, (Specific Specs)	1	ERVS	0.00	0.00	0.00	0.00	0.00
		DIMENSIONAL REQUIREMENTS		ERVS	0.00	0.00	0.00	0.00	0.00
					0.00	0.00	0.00	0.00	0.00
00-95-0030		Apparatus Requirements. Rescues	1	ERVS	0.00	0.00	0.00	0.00	0.00
00-95-1E50		NO Maximum Overall Length Requirement (Max	1	ERVS	0.00	0.00	0.00	0.00	0.00
00-95-2E50		NO Maximum Overall Height Requirement (Max OAH)	1	ERVS	0.00	0.00	0.00	0.00	0.00
00-95-3E00		Maximum Overall Width, (OAW) = 99" (Apparatus	1	ERVS	0.00	0.00	0.00	0.00	0.00
00-95-5E50		NO Maximum Wheelbase	1	ERVS	0.00	0.00	0.00	0.00	0.00
00-96-1000		Loose Equipment Weight and Cube Calculations	1	ERVS	0.00	0.00	0.00	0.00	0.00
		== Walk Around Rescue - Chassis - 10.270 09/21/23 ==		ERVS	0.00	0.00	0.00	0.00	0.00

PART NO	S	DESCRIPTION	QTY	ID	GROSS	RESP	SCENE	IT	A/C
					0.00	0.00	0.00	0.00	0.00
		CHASSIS		ERVS	0.00	0.00	0.00	0.00	0.00
					0.00	0.00	0.00	0.00	0.00
01-01-1010		***Metro Star*** CUSTOM CHASSIS	1	ERVS	0.00	0.00	0.00	0.00	0.00
01-01-1300		SPARTAN CUSTOM CHASSIS, Rescue	1	ERVS	0.00	0.00	0.00	0.00	0.00
04-00-0200		Spartan Major Chassis Modifications, Rescue	1	ERVS	0.00	0.00	0.00	0.00	0.00
04-00-4400		NO Drive Line Modification/Pump	1	ERVS	0.00	0.00	0.00	0.00	0.00
04-00-4600		Drill Frame for Body Installation- DO NOT	1	ERVS	0.00	0.00	0.00	0.00	0.00
04-05-0000		NO Auxiliary Power-Idle Reduction Battery System	1	ERVS	0.00	0.00	0.00	0.00	0.00
04-11-3025	U	DEF Tank Access in L1 Compartment	1		0.00	0.00	0.00	0.00	0.00
04-12-1500		Back up alarm (Chassis Provided)	1	ERVS	0.00	0.00	0.00	0.00	0.00
04-18-1200		Hazard light/ in cab (Chassis Provided)	1	ERVS	0.00	1.00	0.00	0.00	0.00
04-20-0005		NO Handheld Spotlights	1	ERVS	0.00	0.00	0.00	0.00	0.00
04-20-0300		NO Cab Exterior Spotlights	1	ERVS	0.00	0.00	0.00	0.00	0.00
04-21-0005		NO Map Light	1	ERVS	0.00	0.00	0.00	0.00	0.00
04-22-0005		CAB INTERIOR ACCESSORIES (CUSTOM	1	ERVS	0.00	0.00	0.00	0.00	0.00
04-22-0100		NO Cab Accessory Mounting Panel For Doghouse	1	ERVS	0.00	0.00	0.00	0.00	0.00
04-22-0200		NO Rear Facing Engine Tunnel Shelf -Between EMS	1	ERVS	0.00	0.00	0.00	0.00	0.00
04-22-0300		NO Door Storage Pockets	1	ERVS	0.00	0.00	0.00	0.00	0.00
04-22-0400		NO PAC TRAC Boards-NEED STAY OUT	1	ERVS	0.00	0.00	0.00	0.00	0.00
04-22-0500		NO Upper Rear Storage Shelf	1	ERVS	0.00	0.00	0.00	0.00	0.00
04-22-0700		NO MDT Tray (not available on comm cabs)	1	ERVS	0.00	0.00	0.00	0.00	0.00
04-22-0800		NO Laptop Swivel	1	ERVS	0.00	0.00	0.00	0.00	0.00
04-22-0900		NO Map & Binder Storage (CUSTOM CAB)	1	ERVS	0.00	0.00	0.00	0.00	0.00
04-22-2000		NO Rear Wall Upper Storage Compartment	1	ERVS	0.00	0.00	0.00	0.00	0.00
04-25-0015		NO EMS Compartment - CUSTOM CAB (USE	1	ERVS	0.00	0.00	0.00	0.00	0.00
04-26-0010		CAB EXTERIOR ACCESSORIES (CUSTOM	1	ERVS	0.00	0.00	0.00	0.00	0.00
04-26-0050		NO Pike Pole Storage	1	ERVS	0.00	0.00	0.00	0.00	0.00
04-26-0100		NO Exterior Cab Tray Assembly	1	ERVS	0.00	0.00	0.00	0.00	0.00

PART NO	S	DESCRIPTION	QTY	ID	GROSS	RESP	SCENE	IT	A/C
04-45-0010		*INTERCOMS PACKAGE	1	ERVS	0.00	0.00	0.00	0.00	0.00
		OPTIONS* (USE PKG							
04-45-0500		NO Radio Antenna Mounting	2	ERVS	0.00	0.00	0.00	0.00	0.00
		Base							
04-45-1720		David Clark WIRELESS	1	ERVS	0.00	0.00	0.00	0.00	0.00
		Intercom System							
04-45-4310	XS	David Clark- 9900	1	ERVS	0.00	0.00	0.00	0.00	0.00
		WIRELESS Headset System-							
04-46-0010		Headset Location (1D, 1O,	1	ERVS	0.00	0.00	0.00	0.00	0.00
		0C, 0PP)							
04-46-5210		Radio Interface Cable, David	1	ERVS	0.00	0.00	0.00	0.00	0.00
		Clark {*DEALER Must							
04-48-0100		NO Tailboard to Cab Buzzer	1	ERVS	0.00	0.00	0.00	0.00	0.00
04-50-0050		*ELECTRICAL/AIR	1	ERVS	0.00	0.00	0.00	0.00	0.00
		CHARGING SYSTEM							
04-50-0100		Electrical charging system	1	ERVS	0.00	0.00	0.00	0.00	0.00
		installed (Chassis Provided)							
04-52-0105		NO Shoreline to be installed	1	ERVS	0.00	0.00	0.00	0.00	0.00
		by body manufacturer							
04-55-0100		NO Additional Air Charging	1	ERVS	0.00	0.00	0.00	0.00	0.00
		System Provided (Can select							
04-58-0010		Bumper Options, Custom	1	ERVS	0.00	0.00	0.00	0.00	0.00
		Chassis-Rescues							
04-58-0105		Bumper Extension (Chassis	1	ERVS	0.00	0.00	0.00	0.00	0.00
		Provided) (use drop down for							
04-58-0200		Bumper Apron (Chassis	1	ERVS	0.00	0.00	0.00	0.00	0.00
		Provided)							
04-58-0505		Front Bumper Compartment,	1	ERVS	0.00	0.00	0.00	0.00	0.00
		Center Location							
04-58-0605		Front Bumper Compartment,	1	ERVS	0.00	0.00	0.00	0.00	0.00
		LH Location							
04-58-0705		Front Bumper Compartment,	1	ERVS	0.00	0.00	0.00	0.00	0.00
		RH Location							
04-59-0005		NO Individual Compartment	1	ERVS	0.00	0.00	0.00	0.00	0.00
		Cover (Select Raised/Wide							
04-59-0005		NO Individual Compartment	1	ERVS	0.00	0.00	0.00	0.00	0.00
		Cover (Select Raised/Wide							
04-59-0170		Full Raised 3/16" Embossed	1	ERVS	0.00	0.00	0.00	0.00	0.00
		Aluminum Diamond Plate							
04-59-0292		Wire to Hazard Light	1	ERVS	0.00	0.00	0.00	0.00	0.00
04-59-0615		Storage for Misc. equipment	1	ERVS	0.00	0.00	0.00	0.00	0.00
04-59-0615		Storage for Misc. equipment	1	ERVS	0.00	0.00	0.00	0.00	0.00
04-59-0615		Storage for Misc. equipment	1	ERVS	0.00	0.00	0.00	0.00	0.00
04-60-0215		Bumper Compt	1	ERVS	0.00	0.00	0.00	0.00	0.00
		Matting-Turtle Tile							
04-60-0215		Bumper Compt	1	ERVS	0.00	0.00	0.00	0.00	0.00
		Matting-Turtle Tile							

PART NO	S	DESCRIPTION	QTY	ID	GROSS	RESP	SCENE	IT	A/C
04-60-0215		Bumper Compt	1	ERVS	0.00	0.00	0.00	0.00	0.00
		Matting-Turtle Tile							
04-60-0280		Matting-Black color	1	ERVS	0.00	0.00	0.00	0.00	0.00
04-60-0280		Matting-Black color	1	ERVS	0.00	0.00	0.00	0.00	0.00
04-60-0280		Matting-Black color	1	ERVS	0.00	0.00	0.00	0.00	0.00
04-60-0405		NO Compartment Tray	1	ERVS	0.00	0.00	0.00	0.00	0.00
		(Separates the compartment							
04-61-0215		One (1) LED Tube Light,	1	ERVS	1.50	0.00	1.50	0.00	0.00
		Spartan, 48 inch							
04-61-0290		Light Location-At front	1	ERVS	0.00	0.00	0.00	0.00	0.00
		corner of the cover							
04-61-0410		Bumper Guide Poles -	1	ERVS	0.00	0.00	0.00	0.00	0.00
		(Chassis Provided)							
04-64-0010		SIREN CONTROL	1	ERVS	0.00	0.00	0.00	0.00	0.00
		HEAD-CUSTOM CHASSIS							
04-64-0100		Siren Head (Chassis Provided)	1	ERVS	0.00	0.00	0.00	0.00	0.00
04-65-0005		SIREN SPEAKER,	1	ERVS	0.00	0.00	0.00	0.00	0.00
		CUSTOM CHASSIS							
04-65-0040		Siren Speaker(s) (Chassis	1	ERVS	0.00	0.00	0.00	0.00	0.00
		Provided & installed)							
04-67-0010		Mechanical Siren (Chassis	1	ERVS	0.00	0.00	0.00	0.00	0.00
		Provided)							
04-69-0900		NO Mechanical Siren Guards	1	ERVS	0.00	0.00	0.00	0.00	0.00
04-80-0100		NO Fire Bell	1	ERVS	0.00	0.00	0.00	0.00	0.00
04-85-0005		AIR HORNS, CUSTOM	1	ERVS	0.00	0.00	0.00	0.00	0.00
		CHASSIS							
04-85-0100		Air Horn (Chassis Provided	1	ERVS	0.00	0.00	0.00	0.00	0.00
		& Installed)							
04-86-0100		NO Auxiliary Cab Gauges	1	ERVS	0.00	0.00	0.00	0.00	0.00
		Added by Body Builder							
04-87-050R		Chassis Required Labeling &	1	ERVS	0.00	0.00	0.00	0.00	0.00
		Miscellaneous Options,							
04-87-5000		Apparatus Information	1	ERVS	0.00	0.00	0.00	0.00	0.00
		Label-English							
04-87-6031		Cab Helmet Warning Label	1	ERVS	0.00	0.00	0.00	0.00	0.00
		(Chassis Supplied-English							
04-92-0100		Tire Pressure Observation	1	ERVS	0.00	0.00	0.00	0.00	0.00
		System- Spartan Chassis							
04-92-1000		Tire Pressure Indicators	1	ERVS	0.00	0.00	0.00	0.00	0.00
		(Chassis Provided)							
04-95-3050		NO Tire Chains	1	ERVS	0.00	0.00	0.00	0.00	0.00
05-02-0100		Vehicle Data Recorder &	1	ERVS	0.00	0.00	0.00	0.00	0.00
		Seat Belts Spartan Chassis							
05-02-1000		Vehicle Data Recorder	1	ERVS	0.00	0.00	0.00	0.00	0.00
		(Chassis Supplied)							
05-10-1000		ESC Brakes stability control	1	ERVS	0.00	0.00	0.00	0.00	0.00
		system - (SEE ENG NOTE) -							

PART NO	S	DESCRIPTION	QTY	ID	GROSS	RESP	SCENE	IT	A/C
05-15-0100		Helmet Restraints	1	ERVS	0.00	0.00	0.00	0.00	0.00
05-15-1100		{QTY} Helmet Restraints -Ziamatic- Ship Loose	2	ERVS	0.00	0.00	0.00	0.00	0.00
06-20-0010		Mud flaps - Rear/Individual (W/Logo)	1	ERVS	0.00	0.00	0.00	0.00	0.00
06-20-0045		Mud flaps - Front/Individual (No Logo)	1	ERVS	0.00	0.00	0.00	0.00	0.00
06-22-0100		Cab Tilt Options, Rescue	1	ERVS	0.00	0.00	0.00	0.00	0.00
06-22-0550		Cab Tilt Pendant Control -Right Front Compt-	1	ERVS	0.00	0.00	0.00	0.00	0.00
06-22-1205		Air Tank Drain Lines -(extended)	1	ERVS	0.00	0.00	0.00	0.00	0.00
06-25-3000		Exhaust - Vertical Behind Cab (See Eng Note)	1	ERVS	0.00	0.00	0.00	0.00	0.00
06-43-0050		NO Wheel Covers	1	ERVS	0.00	0.00	0.00	0.00	0.00
07-05-0100		NO Auxiliary A/C for Cab	1	ERVS	0.00	0.00	0.00	0.00	0.00
70-20-1200		Engine Compartment Light (Chassis Provided)	1	ERVS	0.00	0.80	0.80	0.00	0.00
70-36-0000		Under Chassis Lights (Chassis Provided)	1	ERVS	0.00	0.00	0.00	0.00	0.00
70-36-1000		NO Front Bumper Underbody Lighting	1	ERVS	0.00	0.00	0.00	0.00	0.00
		== Walk Around Rescue - Body - 10.270 09/21/23 ==		ERVS	0.00	0.00	0.00	0.00	0.00
28-10-0640		IC Apparatus Labeling - Deluxe Labels, Rescue	1	ERVS	0.00	0.00	0.00	0.00	0.00
28-10-0800		NO Mechanical Fasteners for labels, Deluxe	1	ERVS	0.00	0.00	0.00	0.00	0.00
		BODY CONSTRUCTION		ERVS	0.00	0.00	0.00	0.00	0.00
					0.00	0.00	0.00	0.00	0.00
30-11-1230		Extruded .125 Aluminum Body Material Construction,	1	ERVS	0.00	0.00	0.00	0.00	0.00
30-12-5010		Sikkens Painting/Finish Specifications - Aluminum,	1	ERVS	0.00	0.00	0.00	0.00	0.00
30-12-5500		10 Year Structural Body Warranty, Aluminum	1	ERVS	0.00	0.00	0.00	0.00	0.00
30-12-5850		Paint Warranty - 10 year Prorated, Aluminum (Generic	1	ERVS	0.00	0.00	0.00	0.00	0.00
30-12-6010		Body Paint - Single - Rescue	1	ERVS	0.00	0.00	0.00	0.00	0.00
30-12-6080		Compt. Superliner Finish, Alum - Rescue	1	ERVS	0.00	0.00	0.00	0.00	0.00
30-12-6540		Superliner Medium Gray Color	1	ERVS	0.00	0.00	0.00	0.00	0.00
30-12-7000		Body Paint color to match (Specify)	1	ERVS	0.00	0.00	0.00	0.00	0.00
30-20-1300		Vibra-Torq Body Mounting, Rescue	1	ERVS	0.00	0.00	0.00	0.00	0.00

PART NO	S	DESCRIPTION	QTY	ID	GROSS	RESP	SCENE	IT	A/C
30-30-1000		99" Wide Body	1	ERVS	0.00	0.00	0.00	0.00	0.00
30-31-0100		NO Compartment Drains (REQ FOR ULC, ADD BY	1	ERVS	0.00	0.00	0.00	0.00	0.00
30-31-5000		Compartment Filter Vent System	1	ERVS	0.00	0.00	0.00	0.00	0.00
30-31-5005		NO Power Vent	1	ERVS	0.00	0.00	0.00	0.00	0.00
31-99-9996		REAR TAILBOARD DIM GUIDELINES-SEE PDF	1	ERVS	0.00	0.00	0.00	0.00	0.00
35-00-0005		=RESCUE BODY SIDE/COMPARTMENT	1	ERVS	0.00	0.00	0.00	0.00	0.00
35-05-0110		2140 17.50' Walk-Around Rescue Body	1	ERVS	0.00	0.00	0.00	0.00	0.00
35-10-L110	S	L1 Compartment - 46.50" Walk-Around	1	ERVS	0.00	0.00	0.00	0.00	0.00
35-10-L210	S	L2 Compartment - 46.50" Walk-Around	1	ERVS	0.00	0.00	0.00	0.00	0.00
35-10-L315	S	L3 Compartment - 62.00" Walk-Around	1	ERVS	0.00	0.00	0.00	0.00	0.00
35-10-L405	S	L4 Compartment - 46.50" Walk-Around	1	ERVS	0.00	0.00	0.00	0.00	0.00
35-10-R110	S	R1 Compartment - 46.50" Walk-Around	1	ERVS	0.00	0.00	0.00	0.00	0.00
35-10-R210	S	R2 Compartment - 46.50" Walk-Around	1	ERVS	0.00	0.00	0.00	0.00	0.00
35-10-R315	S	R3 Compartment - 62.00" Walk-Around	1	ERVS	0.00	0.00	0.00	0.00	0.00
35-10-R405	S	R4 Compartment - 46.50" Walk-Around	1	ERVS	0.00	0.00	0.00	0.00	0.00
35-11-0115		Non Locking Roll-Up Doors - 2140 Side Compts	1	ERVS	0.00	0.00	0.00	0.00	0.00
35-11-0510		Transverse compartment floor extensions-both	1	ERVS	0.00	0.00	0.00	0.00	0.00
35-12-0000		=RESCUE BODY REAR CONFIGURATIONS/PDF=	1	ERVS	0.00	0.00	0.00	0.00	0.00
35-12-0015	S	Rear of Body - Option "B" - 43.00" x 74.00" - Rescue	1	ERVS	0.00	0.00	0.00	0.00	0.00
35-12-0055		Non Locking Roll-Up Door - Rear Compt - Option "B"	1	ERVS	0.00	0.00	0.00	0.00	0.00
35-12-0090		NO Upper Rear Body Ladder Compartment - Rescue Body	1	ERVS	0.00	0.00	0.00	0.00	0.00
37-40-0005		R.O.M (Roll-Up Doors, Rear Center)	1	ERVS	0.00	0.00	0.00	0.00	0.00
37-41-0005		Rear Center Compartment Door, satin finish	1	ERVS	0.00	0.00	0.00	0.00	0.00
37-42-0010		Roll-up door Protectors (rear compt)	1	ERVS	0.00	0.00	0.00	0.00	0.00
37-42-0100		Roll-up door Protector-Natural Finish	1	ERVS	0.00	0.00	0.00	0.00	0.00

PART NO	S	DESCRIPTION	QTY	ID	GROSS	RESP	SCENE	IT	A/C
37-42-0205		Drain Tube for Roll Up Door Protector/Cover	1	ERVS	0.00	0.00	0.00	0.00	0.00
37-43-0010		Rear Center (roll-up door assist strap)	1	ERVS	0.00	0.00	0.00	0.00	0.00
37-65-0040		Rear Transverse Compt Partitions - Permanent utility	1	ERVS	0.00	0.00	0.00	0.00	0.00
37-90-0010		R.O.M (Roll-Up Doors)	1	ERVS	0.00	0.00	0.00	0.00	0.00
37-90-0105		Side Compartment Doors, satin finish	1	ERVS	0.00	0.00	0.00	0.00	0.00
37-91-0005		Roll-up door Protectors (side compts)	1	ERVS	0.00	0.00	0.00	0.00	0.00
37-91-0010		Roll-up door Protector-Natural Finish	1	ERVS	0.00	0.00	0.00	0.00	0.00
37-91-0105		Drain Tubes for Roll Up Door Protector/Cover	1	ERVS	0.00	0.00	0.00	0.00	0.00
37-92-0105		Both, Left & Right/HS (roll-up door assist straps)	1	ERVS	0.00	0.00	0.00	0.00	0.00
37-96-0015		Door Open Switch/Warning Light - Roll Up Door ROM	1	ERVS	0.00	2.30	2.30	0.00	0.00
37-96-0020		Door Open Switch/Warning Light - Roll Up Doors ROM	1	ERVS	0.00	2.30	2.30	0.00	0.00
37-98-0010		Brushed Stainless Steel Sill Plates	1	ERVS	0.00	0.00	0.00	0.00	0.00
38-05-0020		Compartment Lighting, Rescue, Rearmount Pumper	1	ERVS	0.00	0.00	0.00	0.00	0.00
38-10-0070		Rear Tailboard - Flat Back (pumper/dryside	1	ERVS	0.00	0.00	0.00	0.00	0.00
38-11-0120		Step - 13.5" Deep w/Extruded Stair Tread "Diamondback"	1	ERVS	0.00	0.00	0.00	0.00	0.00
38-15-0010		NO Auxiliary Steps Below Rear Tailboard (may add for	1	ERVS	0.00	0.00	0.00	0.00	0.00
38-17-0000		NO Tailboard Hose Well Packages- Select 20"	1	ERVS	0.00	0.00	0.00	0.00	0.00
38-17-0100		NO Tailboard Hose Trough Packages-Select 20" Tailboard	1	ERVS	0.00	0.00	0.00	0.00	0.00
39-01-0020		Wheel Well, Single Axle Rescue	1	ERVS	0.00	0.00	0.00	0.00	0.00
39-04-0015		Single Axle Smart Storage -painted- Rescue	1	ERVS	0.00	0.00	0.00	0.00	0.00
39-06-0005		Provisions on the left side in front of the axle,	1	ERVS	0.00	0.00	0.00	0.00	0.00
39-06-0100		Provisions on the left side behind the axle,	1	ERVS	0.00	0.00	0.00	0.00	0.00
39-06-0150		Provisions on the right side in front of the axle,	1	ERVS	0.00	0.00	0.00	0.00	0.00
39-06-0250		Provisions on the right side behind the axle,	1	ERVS	0.00	0.00	0.00	0.00	0.00

PART NO	S	DESCRIPTION	QTY	ID	GROSS	RESP	SCENE	IT	A/C
39-07-0010		Wheel Chock Compartment	1	ERVS	0.00	0.00	0.00	0.00	0.00
39-07-0010		Wheel Chock Compartment	1	ERVS	0.00	0.00	0.00	0.00	0.00
39-07-0500		Fire Extinguisher	1	ERVS	0.00	0.00	0.00	0.00	0.00
39-07-0735		Compartment (10# CO2 & Fuel Fill (custom chassis only) & (1) 2.5 gal H2O	1	ERVS	0.00	0.00	0.00	0.00	0.00
39-08-0045		Smart Storage	1	ERVS	0.00	0.00	0.00	0.00	0.00
39-09-0015		Door-Finish-"Painted 3/16"	1	ERVS	0.00	1.00	1.00	0.00	0.00
39-15-0005		Door Open Switch/Warning Light - Smart Storage	1	ERVS	0.00	0.00	0.00	0.00	0.00
41-10-2515	S	Rear Fenderettes to be Polished Stainless	1	ERVS	0.00	0.00	0.00	0.00	0.00
43-11-0055		Body Side Walls to be 97.5" Tall, W/A Rescue	1	ERVS	0.00	0.00	0.00	0.00	0.00
43-11-0205	S	Upper Storage- LS & RS- Full Depth -2140	1	ERVS	0.00	0.00	0.00	0.00	0.00
43-11-0210	S	2140 Upper Body Storage Compts - Left Side - (165"	1	ERVS	0.00	0.00	0.00	0.00	0.00
43-11-1010	S	2140 Upper Body Storage Compts - Right Side - (165"	1	ERVS	0.00	0.00	0.00	0.00	0.00
43-11-1010	S	Upper Body Compartment Doors - Two (2) Each Side	1	ERVS	0.00	0.00	0.00	0.00	0.00
43-11-1010	S	Upper Body Compartment Doors - Two (2) Each Side	1	ERVS	0.00	0.00	0.00	0.00	0.00
43-16-0000		NO Upper Storage Dividers	1	ERVS	0.00	0.00	0.00	0.00	0.00
43-16-0000		NO Upper Storage Dividers	1	ERVS	0.00	0.00	0.00	0.00	0.00
43-24-0000		NO Underbody Storage Compartments	1	ERVS	0.00	0.00	0.00	0.00	0.00
44-45-0035		One (1) LED Tube Light, Spartan - in Upper	1	ERVS	1.50	0.00	1.50	0.00	0.00
44-47-0005		NO Standing	1	ERVS	0.00	0.00	0.00	0.00	0.00
44-48-0010		Platform/Landing Area to NO Upper Storage Paint Finish	1	ERVS	0.00	0.00	0.00	0.00	0.00
44-48-0100		NO Upper Storage Horizontal Unistrut	1	ERVS	0.00	0.00	0.00	0.00	0.00
44-48-0200		NO Upper Storage Compartment Matting	1	ERVS	0.00	0.00	0.00	0.00	0.00
44-48-1000		NO Floor Dry Hopper in Upper Compartment (Avail in	1	ERVS	0.00	0.00	0.00	0.00	0.00
44-48-6015	S	Walkway Between Upper Body Storage Compts - 2140	1	ERVS	0.00	0.00	0.00	0.00	0.00
44-50-3000		Girard Electric Awning for left side of body-mounted	1	ERVS	0.00	0.00	0.00	0.00	0.00
44-50-3100		Girard Electric Awning for right side of body mounted	1	ERVS	0.00	0.00	0.00	0.00	0.00
44-50-3200	U	Girard Electric Awning for Rear of Body - Aove Rear	1		0.00	0.00	0.00	0.00	0.00

PART NO	S	DESCRIPTION	QTY	ID	GROSS	RESP	SCENE	IT	A/C
44-50-5015		White Housing	1	ERVS	0.00	0.00	0.00	0.00	0.00
44-50-5015		White Housing	1	ERVS	0.00	0.00	0.00	0.00	0.00
44-50-7010		Natural (White)-Awning Fabric Color	1	ERVS	0.00	0.00	0.00	0.00	0.00
44-50-7010		Natural (White)-Awning Fabric Color	1	ERVS	0.00	0.00	0.00	0.00	0.00
50-60-0005		NO Rescue Equipment Storage Compartments	1	ERVS	0.00	0.00	0.00	0.00	0.00
51-05-0010		Vertical Unistrut (ALL) Body Compartments, Rescue	1	ERVS	0.00	0.00	0.00	0.00	0.00
51-06-0000		NO Horizontal Unistrut {DO NOT add if Spartan is prov.	1	ERVS	0.00	0.00	0.00	0.00	0.00
52-13-0005		SINGLE AXLE-OverWheel Compartment Partitions	1	ERVS	0.00	0.00	0.00	0.00	0.00
52-13-0010		Overwheel Partitions (Left Side/Right Side or Both)	1	ERVS	0.00	0.00	0.00	0.00	0.00
52-13-1305		Fixed Vertical Side Compartment Dividers	1	ERVS	0.00	0.00	0.00	0.00	0.00
52-13-1310	S	Side Compartment Fixed Vertical Dividers -unistrut	1	ERVS	0.00	0.00	0.00	0.00	0.00
52-13-1400		NO Fixed Vertical B1 Compartment Dividers	1	ERVS	0.00	0.00	0.00	0.00	0.00
52-13-1510		{Qty} L2 Fixed Divider	1	ERVS	0.00	0.00	0.00	0.00	0.00
52-13-1610		{Qty} R2 Fixed Divider	1	ERVS	0.00	0.00	0.00	0.00	0.00
52-13-2015	S	Divider Centered in compartment (1 divider)	1	ERVS	0.00	0.00	0.00	0.00	0.00
52-13-2015	S	Divider Centered in compartment (1 divider)	1	ERVS	0.00	0.00	0.00	0.00	0.00
52-14-0005		NO Adjustable Vertical Side Compartment Dividers	1	ERVS	0.00	0.00	0.00	0.00	0.00
52-14-1000		NO Adjustable Vertical B1 Compartment Dividers	1	ERVS	0.00	0.00	0.00	0.00	0.00
					0.00	0.00	0.00	0.00	0.00
52-15-0305		Turtle Tile Floor Protective Matting (All floors),	1	ERVS	0.00	0.00	0.00	0.00	0.00
52-15-0505		Black Floor Matting	1	ERVS	0.00	0.00	0.00	0.00	0.00
52-15-1000		NO Tapered Edging	1	ERVS	0.00	0.00	0.00	0.00	0.00
		SHELVING		ERVS	0.00	0.00	0.00	0.00	0.00
					0.00	0.00	0.00	0.00	0.00
52-16-0007		Shelving and Roll Out Tray Packages, Rescues/RM	1	ERVS	0.00	0.00	0.00	0.00	0.00
52-16-0015		NO Shelving	1	ERVS	0.00	0.00	0.00	0.00	0.00
52-22-0050		Roll-Out Tray Package- Rescues/RM Pumper	1	ERVS	0.00	0.00	0.00	0.00	0.00
52-22-0110		NO Auxiliary Floor Mount Roll Out Trays	1	ERVS	0.00	0.00	0.00	0.00	0.00
52-22-0205		NO Adjustable Mount Roll Out Trays	1	ERVS	0.00	0.00	0.00	0.00	0.00

PART NO	S	DESCRIPTION	QTY	ID	GROSS	RESP	SCENE	IT	A/C
52-22-0210		NO Auxiliary Adjustable Mount Roll Out Trays	1	ERVS	0.00	0.00	0.00	0.00	0.00
52-22-0305		NO Roll Out Tilt Trays {Recommend Full Depth	1	ERVS	0.00	0.00	0.00	0.00	0.00
52-22-0310		NO Auxiliary Roll Out Tilt Trays {Recommend Full	1	ERVS	0.00	0.00	0.00	0.00	0.00
52-22-0505		NO Dual Directional Roll Out Trays {Req's Transverse	1	ERVS	0.00	0.00	0.00	0.00	0.00
52-23-0205		{Qty} Floor Mount Roll Out -Full Width-(Austin	2	ERVS	0.00	0.00	0.00	0.00	0.00
52-24-0305		{Qty} Int. Floor Mount Roll Out Tray-Full Width	9	ERVS	0.00	0.00	0.00	0.00	0.00
52-24-0310		{Qty} Int. Floor Mount Roll Out Tray-Part Width	1	ERVS	0.00	0.00	0.00	0.00	0.00
52-24-5010		Twist Lock -SlideMaster Slide-	1	ERVS	0.00	0.00	0.00	0.00	0.00
52-24-5010		Twist Lock -SlideMaster Slide-	9	ERVS	0.00	0.00	0.00	0.00	0.00
52-24-6020		Silver Powder Coat 2/3 Rail SlideMaster Slide	1	ERVS	0.00	0.00	0.00	0.00	0.00
52-24-6020		Silver Powder Coat 2/3 Rail SlideMaster Slide	9	ERVS	0.00	0.00	0.00	0.00	0.00
52-26-0705		Turtle Tile Floor Protective Matting (Trays/Shelves),	1	ERVS	0.00	0.00	0.00	0.00	0.00
52-26-1220		Black Matting	1	ERVS	0.00	0.00	0.00	0.00	0.00
52-26-2210		Superliner - Medium Gray-Shelf/Tray	1	ERVS	0.00	0.00	0.00	0.00	0.00
52-26-3000		NO Tray Retro-Reflective Striping	1	ERVS	0.00	0.00	0.00	0.00	0.00
52-26-4000		NO Shelf Retro-Reflective Striping	1	ERVS	0.00	0.00	0.00	0.00	0.00
52-39-0030		*TOOL BOARD PACKAGE* - RESCUE	1	ERVS	0.00	0.00	0.00	0.00	0.00
52-39-0115	S	{Qty} Pull-Out Tool Board -Aluminum w/DA Finish-	3	ERVS	0.00	0.00	0.00	0.00	0.00
52-39-0200		NO Adjustable Swing-Out Tool Board (full depth	1	ERVS	0.00	0.00	0.00	0.00	0.00
52-39-0250		NO Fixed Swing-Out Tool Board (half depth	1	ERVS	0.00	0.00	0.00	0.00	0.00
52-39-0300		NO Wall Mounted Tool Board	1	ERVS	0.00	0.00	0.00	0.00	0.00
52-39-1005		Red- reflective striping on tool board	3	ERVS	0.00	0.00	0.00	0.00	0.00
52-39-1225		Superliner - Medium Gray-/tool board	3	ERVS	0.00	0.00	0.00	0.00	0.00
52-40-0105		{Qty} L1 Compartment	2	ERVS	0.00	0.00	0.00	0.00	0.00
52-40-0110		{Qty} L2 Compartment	1	ERVS	0.00	0.00	0.00	0.00	0.00
52-40-0110		{Qty} L2 Compartment	1	ERVS	0.00	0.00	0.00	0.00	0.00

PART NO	S	DESCRIPTION	QTY	ID	GROSS	RESP	SCENE	IT	A/C
52-40-0110	XS	{Qty} L2 Compartment	1	ERVS	0.00	0.00	0.00	0.00	0.00
52-40-0115		{Qty} L3 Compartment	1	ERVS	0.00	0.00	0.00	0.00	0.00
52-40-0115	XS	{Qty} L3 Compartment	1	ERVS	0.00	0.00	0.00	0.00	0.00
52-40-0205		{Qty} R1 Compartment	2	ERVS	0.00	0.00	0.00	0.00	0.00
52-40-0210		{Qty} R2 Compartment	1	ERVS	0.00	0.00	0.00	0.00	0.00
52-40-0210		{Qty} R2 Compartment	1	ERVS	0.00	0.00	0.00	0.00	0.00
52-40-0210	XS	{Qty} R2 Compartment	1	ERVS	0.00	0.00	0.00	0.00	0.00
52-40-0215		{Qty} R3 Compartment	2	ERVS	0.00	0.00	0.00	0.00	0.00
52-40-0405	S	{Qty} Cab Transverse Compt -driver side-	2	ERVS	0.00	0.00	0.00	0.00	0.00
52-40-0410	S	{Qty} Cab Transverse Compt -officer side-	1	ERVS	0.00	0.00	0.00	0.00	0.00
52-41-1010		REMOVABLE Tool Box Package, for tools, cribbing,	1	ERVS	0.00	0.00	0.00	0.00	0.00
52-41-1105		{Qty} Aluminum Tool Box /DA Finish /13" wide - 23"	4	ERVS	0.00	0.00	0.00	0.00	0.00
52-41-1400		NO Auxiliary Removable Tool Box Package, for tools,	1	ERVS	0.00	0.00	0.00	0.00	0.00
52-42-0020	XS	Compartment for (1) Folding Pop up Ten & (4) Outdoor	1	ERVS	0.00	0.00	0.00	0.00	0.00
52-42-0105	XS	One (1) 12' X 12' Folding Tent Four (4) Outdoor	1	ERVS	0.00	0.00	0.00	0.00	0.00
52-42-0310		Paint finish to match compartment interiors	1	ERVS	0.00	0.00	0.00	0.00	0.00
52-42-0860	XS	Cab R-1 Transverse Compartment	1	ERVS	0.00	0.00	0.00	0.00	0.00
52-42-0905		Velcro Strapping (heavy duty)	1	ERVS	0.00	0.00	0.00	0.00	0.00
52-80-0010		Breathing Air Cascade Fill System	1	ERVS	0.00	0.00	0.00	0.00	0.00
52-80-0300	S	SpaceSaver Fill Enclosure - Two Bottle & Booster Pump	1	ERVS	0.00	0.00	0.00	0.00	0.00
52-81-1200	S	8 Bottle Fill Station Air Control Panel & 8 ISO 6000	1	ERVS	0.00	0.00	0.00	0.00	0.00
52-82-1400	S	(8) Breathing Air Storage Cylinders - 6000psi	1	ERVS	0.00	0.00	0.00	0.00	0.00
52-82-3050	S	Breathing Air Bottle - Upper Storage Area	1	ERVS	0.00	0.00	0.00	0.00	0.00
52-83-1060		Fill Station - B1	1	ERVS	0.00	0.00	0.00	0.00	0.00
52-85-0020		SCBA Air Bottle Rack	1	ERVS	0.00	0.00	0.00	0.00	0.00
52-85-0025		Auxiliary SCBA Air Bottle Rack	1	ERVS	0.00	0.00	0.00	0.00	0.00
52-85-0105	S	Two (2) Square Opening Storage Rack-7" x 7"	1	ERVS	0.00	0.00	0.00	0.00	0.00
52-85-0105		Square Opening Storage Rack-7" x 7" openings	1	ERVS	0.00	0.00	0.00	0.00	0.00
52-85-0515	S	Rack to hold (8) cylinders-1 x 8 vertical orientation	1	ERVS	0.00	0.00	0.00	0.00	0.00

PART NO	S	DESCRIPTION	QTY	ID	GROSS	RESP	SCENE	IT	A/C
52-85-0515	S	Rack to hold (48) cylinders-6 X 8 vertical orientation	1	ERVS	0.00	0.00	0.00	0.00	0.00
52-85-1020	S	L4 & R4 Compartment	1	ERVS	0.00	0.00	0.00	0.00	0.00
52-85-1150	S	B1 Compartment	1	ERVS	0.00	0.00	0.00	0.00	0.00
52-85-1300		Mounting Position - Floor	1	ERVS	0.00	0.00	0.00	0.00	0.00
52-85-1305		Mounting Position - Shelf	1	ERVS	0.00	0.00	0.00	0.00	0.00
52-85-1415		Superliner Finish	1	ERVS	0.00	0.00	0.00	0.00	0.00
52-85-1415		Superliner Finish	1	ERVS	0.00	0.00	0.00	0.00	0.00
52-91-0010		*SCBA BRACKET PACKAGE*	1	ERVS	0.00	0.00	0.00	0.00	0.00
52-91-0015		Auxiliary *SCBA BRACKET PACKAGE*	1	ERVS	0.00	0.00	0.00	0.00	0.00
52-91-0105		{Qty} ZICO SCBA "Spring Clip" Brackets (includes	6	ERVS	0.00	0.00	0.00	0.00	0.00
52-91-0105		{Qty} ZICO SCBA "Spring Clip" Brackets (includes	6	ERVS	0.00	0.00	0.00	0.00	0.00
52-91-0210	S	L2 Compartment -on tool board	6	ERVS	0.00	0.00	0.00	0.00	0.00
52-91-0310	S	R2 Compartment -on tool board	6	ERVS	0.00	0.00	0.00	0.00	0.00
		RUB RAILS		ERVS	0.00	0.00	0.00	0.00	0.00
					0.00	0.00	0.00	0.00	0.00
53-00-0300		RUB RAIL PACKAGE - Rescue/Rearmount -	1	ERVS	0.00	0.00	0.00	0.00	0.00
53-00-0310		Side Rub Rails - Anodized Aluminum -	1	ERVS	0.00	0.00	0.00	0.00	0.00
53-01-0100		NO Rub Rail Striping	1	ERVS	0.00	0.00	0.00	0.00	0.00
53-02-0010		NO Rear Rub Rails	1	ERVS	0.00	0.00	0.00	0.00	0.00
					0.00	0.00	0.00	0.00	0.00
		STEPS AND HANDRAILS		ERVS	0.00	0.00	0.00	0.00	0.00
					0.00	0.00	0.00	0.00	0.00
53-15-0000		NO Folding Steps	1	ERVS	0.00	0.00	0.00	0.00	0.00
53-20-0100		NO Bolt On Intermediate Step	1	ERVS	0.00	0.00	0.00	0.00	0.00
53-21-0020		Rear Fixed Steps- Embossed Aluminum Diamond Plate	1	ERVS	0.00	0.00	0.00	0.00	0.00
53-21-0110		NO Right Rear Fixed Steps	1	ERVS	0.00	0.00	0.00	0.00	0.00
53-21-0210	S	Six (6) Left Rear Fixed Steps-DELETE 10" Handrail	1	ERVS	0.00	0.00	3.00	0.00	0.00
53-22-0010		NO Rear/Side Access Ladder(s)	1	ERVS	0.00	0.00	0.00	0.00	0.00
53-25-0120		{Qty 2} Slide Outs under L1 & R1	1	ERVS	0.00	0.00	0.00	0.00	0.00
53-25-0310		Side Body Slide Out Platforms-SlideMaster- w/	2	ERVS	0.00	0.00	0.00	0.00	0.00
53-25-1125		43" W Rear Slide Out Platform-OnScene- w/ 3/16"	1	ERVS	0.00	0.00	0.00	0.00	0.00
53-30-1210		(1) 10" Handrails, knurled Alum/LED - above rear steps	1	ERVS	0.25	0.00	0.25	0.00	0.00

PART NO	S	DESCRIPTION	QTY	ID	GROSS	RESP	SCENE	IT	A/C
53-30-1290		(1) 42" Handrail - knurled Alum/LED - Horizontal	1	ERVS	0.00	0.00	0.00	0.00	0.00
53-30-1295		(2) 42" Handrails - knurled Alum/LED - Vertical	1	ERVS	0.00	0.00	0.00	0.00	0.00
53-31-0500		Handrail Illumination Light Color (White/Clear)	1	ERVS	0.00	0.00	0.00	0.00	0.00
53-31-0500		Handrail Illumination Light Color (White/Clear)	1	ERVS	0.00	0.00	0.00	0.00	0.00
53-31-0500		Handrail Illumination Light Color (White/Clear)	1	ERVS	0.00	0.00	0.00	0.00	0.00
53-32-0005		Illuminated Handrail Activation - Park Brake	1	ERVS	0.00	0.00	0.00	0.00	0.00
53-32-0005		Illuminated Handrail Activation - Park Brake	1	ERVS	0.00	0.00	0.00	0.00	0.00
53-32-0005		Illuminated Handrail Activation - Park Brake	1	ERVS	0.00	0.00	0.00	0.00	0.00
54-50-1220		Diamond Plate front overlays and raw Alum rear overlays	1	ERVS	0.00	0.00	0.00	0.00	0.00
54-50-2100		Front Vertical Overlay Corner Trim - 1/8"	1	ERVS	0.00	0.00	0.00	0.00	0.00
54-50-2200		Rear Vertical Overlay Corner Trim - 1/8" Aluminum	1	ERVS	0.00	0.00	0.00	0.00	0.00
54-75-0100		Rescue Roof- embossed aluminum diamond plate	1	ERVS	0.00	0.00	0.00	0.00	0.00
56-05-1000		Smart Storage Rear Fuel Fill Assembly, Pumper/Rescue	1	ERVS	0.00	0.00	0.00	0.00	0.00
56-10-0000		NO Wheel Well Protection Flap-REQUIRES overwheel	1	ERVS	0.00	0.00	0.00	0.00	0.00
		MISCELLANEOUS		ERVS	0.00	0.00	0.00	0.00	0.00
					0.00	0.00	0.00	0.00	0.00
56-58-0025		DUAL Tow Eyes Below Rear Body/Compt - 1 ea side	1	ERVS	0.00	0.00	0.00	0.00	0.00
56-61-6010		NO Rear with Sides Rescue/Winch Receivers	1	ERVS	0.00	0.00	0.00	0.00	0.00
56-61-6015		NO Rear Trailer Hitch Provisions Provided (DO	1	ERVS	0.00	0.00	0.00	0.00	0.00
56-61-6020		NO Side Rescue/Winch Receiver -REAR OF AXLE	1	ERVS	0.00	0.00	0.00	0.00	0.00
56-61-6040		NO Side Rescue/Winch Receiver -FORWARD OF	1	ERVS	0.00	0.00	0.00	0.00	0.00
56-61-6060		NO Front Rescue/Winch Receiver	1	ERVS	0.00	0.00	0.00	0.00	0.00
56-61-6300		NO Upper Body Anchor Points	1	ERVS	0.00	0.00	0.00	0.00	0.00
58-50-0150		(2) LED Step Lighting, Whelen 0AC0EDCR w/ 45	1	ERVS	0.40	0.00	0.40	0.00	0.00
58-60-0005		Step Light Activation - Park Brake	1	ERVS	0.00	0.00	0.00	0.00	0.00

PART NO	S	DESCRIPTION	QTY	ID	GROSS	RESP	SCENE	IT	A/C
62-25-0050		NO Ladder Compartment - Rescue/Wildland	1	ERVS	0.00	0.00	0.00	0.00	0.00
62-38-0117	U	Eight (8) Pike Pole Tubes for 6' Poles	1		0.00	0.00	0.00	0.00	0.00
70-30-0350		(2) LED Tube Lights per Compartment, Spartan (r)	1	ERVS	0.00	0.00	33.60	0.00	0.00
70-30-7200		Truck-Lite LED Walkway Lights - Qty 4 (Rescue upper	1	ERVS	0.00	0.00	5.80	0.00	0.00
70-30-7250		Walkway Lighting Activation - Park Brake	1	ERVS	0.00	0.00	0.00	0.00	0.00
70-30-8000		NO Auxiliary Compartment Lighting-mounted across	1	ERVS	0.00	0.00	0.00	0.00	0.00
70-30-9000		NO Door Liner Lighting-Requires Hinged	1	ERVS	0.00	0.00	0.00	0.00	0.00
71-00-0015		Under Shelf Lighting	1	ERVS	0.00	0.00	33.60	0.00	0.00
71-00-0100		LED TUBE Spartan lighting under shelves (use pkg/opt	8	ERVS	0.00	0.00	268.80	0.00	0.00
71-05-0010	S	(2) Lights under (qty) shelves in L1	2	ERVS	0.00	0.00	0.00	0.00	0.00
71-05-0030		(1) Light under (qty) shelves in L2	1	ERVS	0.00	0.00	0.00	0.00	0.00
71-05-0210		(1) Light under (qty) shelves in R1	1	ERVS	0.00	0.00	0.00	0.00	0.00
71-05-0230		(1) Light under (qty) shelves in R2	1	ERVS	0.00	0.00	0.00	0.00	0.00
71-05-0250		(1) Light under (qty) shelves in R3	1	ERVS	0.00	0.00	0.00	0.00	0.00
71-05-0525	S	(1) Light under (qty) shelves in Cab L1	1	ERVS	0.00	0.00	0.00	0.00	0.00
71-05-0540	S	(1) Light under (qty) shelves in Cab R1	1	ERVS	0.00	0.00	0.00	0.00	0.00
71-50-0100		Compartment Lighting Activation - Battery, Ignition,	1	ERVS	0.00	0.00	33.60	0.00	0.00
84-20-0005		NO Hydraulic Hose Reel	1	ERVS	0.00	0.00	0.00	0.00	0.00
84-40-0005		NO BREATHING AIR REEL	1	ERVS	0.00	0.00	0.00	0.00	0.00
84-45-0005		NO Utility Air Hose Reel	1	ERVS	0.00	0.00	0.00	0.00	0.00
88-20-1000		Undercoating - Body	1	ERVS	0.00	0.00	0.00	0.00	0.00
		Only-underside of body only							
		== Walk Around Rescue - Electrical - 10.270 09/21/23		ERVS	0.00	0.00	0.00	0.00	0.00
					0.00	0.00	0.00	0.00	0.00
00-10-2200		Third Party Testing - Electrical (Electrical &	1	ERVS	0.00	0.00	0.00	0.00	0.00
		BODY 12V ELECTRICAL		ERVS	0.00	0.00	0.00	0.00	0.00
					0.00	0.00	0.00	0.00	0.00
70-01-0050		Multiplex Body Low Voltage Electrical System, Rescue	1	ERVS	3.00	3.00	3.00	0.00	0.00

PART NO	S	DESCRIPTION	QTY	ID	GROSS	RESP	SCENE	IT	A/C
70-01-5105		Multi-plexed Electrical	1	ERVS	0.00	0.00	0.00	0.00	0.00
70-02-0010		Warranty Limited -5 years, Spartan Custom Chassis is Multiplex	1	ERVS	0.00	0.00	0.00	0.00	0.00
70-05-0300		NO TRANSLATION FOR	1	ERVS	0.00	0.00	0.00	0.00	0.00
70-05-0410		DISPLAY (for export only to Multiplex Display- Spartan Standard/Discretion (NO	1	ERVS	0.00	0.00	0.00	0.00	0.00
70-05-0600		NO OLED Display	1	ERVS	0.00	0.00	0.00	0.00	0.00
70-10-0020		Node Cover	1	ERVS	0.00	0.00	0.00	0.00	0.00
70-11-0000		NO Whelen CORE system	1	ERVS	0.00	0.00	0.00	0.00	0.00
70-36-1925		Underbody Lights (6) - Side front & rear body/Tailboard	1	ERVS	0.00	0.00	0.00	0.00	0.00
70-36-2280		TecNiq T44 Series, 4" Rd LED Underbody Lights	6	ERVS	2.88	0.00	2.88	0.00	0.00
70-37-0020		Underbody Perimeter Light Activation-Match Chassis	1	ERVS	0.00	0.00	0.00	0.00	0.00
		WARNING		ERVS	0.00	0.00	0.00	0.00	0.00
		LIGHTS/PACKAGES							
					0.00	0.00	0.00	0.00	0.00
72-2A-0020		Whelen Upper Lighting Package, Rescue/IPS/NXT	1	ERVS	0.00	0.00	0.00	0.00	0.00
72-2A-0105		Upper Zone A-Whelen	1	ERVS	0.00	37.80	7.80	0.00	0.00
72-2A-0130		Lightbar (Chassis Provided)	1	ERVS	0.00	37.80	7.80	0.00	0.00
72-2H-0010		Upper Zone B&D	1	ERVS	0.00	0.00	0.00	0.00	0.00
		Warning-Whelen,							
72-2H-0150		Zone B&D Front Side of Body (2) Whelen M9 Series	1	ERVS	6.00	6.00	6.00	0.00	0.00
72-2K-0150		Zone B&D Rear Side of Body (2) Whelen M9 Series	1	ERVS	6.00	6.00	6.00	0.00	0.00
72-2K-5000		NO Auxiliary Upper Zone B Warning	1	ERVS	0.00	0.00	0.00	0.00	0.00
72-2M-0015		Upper Zone C	1	ERVS	0.00	0.00	0.00	0.00	0.00
		Warning-Whelen,							
72-2M-1090		Zone C - (2) Whelen M9 Series Supr-LED, Chrm Bzls,	1	ERVS	6.00	6.00	6.00	0.00	0.00
72-2M-1200		NO Auxiliary Upper Zone C Warning-Whelen	1	ERVS	0.00	0.00	0.00	0.00	0.00
72-2M-1300		NO Auxiliary Mid Height Zone C Warning-Whelen	1	ERVS	0.00	0.00	0.00	0.00	0.00
74-2A-1000		Whelen Lower LED Lighting Package (KNOW	1	ERVS	0.00	0.00	0.00	0.00	0.00
74-2B-0005		Lower Zone A Warning -Whelen	1	ERVS	0.00	0.00	0.00	0.00	0.00
74-2B-0010		Lower Zone A Warning (Chassis Provided)	1	ERVS	0.00	0.00	0.00	0.00	0.00
74-2B-5000		NO Auxiliary Lower Zone A Warning	1	ERVS	0.00	0.00	0.00	0.00	0.00

PART NO	S	DESCRIPTION	QTY	ID	GROSS	RESP	SCENE	IT	A/C
74-2F-0005		Lower Zone B&D Warning -Whelen	1	ERVS	0.00	0.00	0.00	0.00	0.00
74-2F-0290		Zone B&D - (4) Whelen M6 Series Super-LED, Chrome	1	ERVS	9.00	9.00	9.00	0.00	0.00
74-2F-5000		NO Auxiliary Lower Zone B/D Warning	1	ERVS	0.00	0.00	0.00	0.00	0.00
74-2J-0005		Lower Zone C Warning -Whelen	1	ERVS	0.00	0.00	0.00	0.00	0.00
74-2J-0080		Zone C - (2) Whelen M6 Series Super-LED, Chrome	1	ERVS	4.50	4.50	4.50	0.00	0.00
74-6J-0010		Lower Zones B&D Cast Aluminum Angled Light	1	ERVS	0.00	0.00	7.90	0.00	0.00
75-01-0010		Rear Warning Lights Standard Flash	1	ERVS	0.00	5.30	5.30	0.00	0.00
75-01-0200		NO rear Lights- X Pattern Flash	1	ERVS	0.00	5.30	5.30	0.00	0.00
75-01-5005		Side Warning Lights Standard Flash	1	ERVS	0.00	5.30	5.30	0.00	0.00
75-01-5005		Side Warning Lights Standard Flash	1	ERVS	0.00	5.30	5.30	0.00	0.00
75-02-1000		Lightbar switched (Chassis Provided)	1	ERVS	0.00	5.30	5.30	0.00	0.00
75-02-1240		Upper Side Warn Lights Switched w/E-Master &	1	ERVS	0.00	5.30	5.30	0.00	0.00
75-02-1430		Upper Rear Warn Lights Switched w/E-Master &	1	ERVS	0.00	5.30	5.30	0.00	0.00
75-02-9000		NO Low Intensity Flash Pattern	1	ERVS	0.00	5.30	5.30	0.00	0.00
75-02-9000		NO Low Intensity Flash Pattern	1	ERVS	0.00	5.30	5.30	0.00	0.00
75-02-9000		NO Low Intensity Flash Pattern	1	ERVS	0.00	5.30	5.30	0.00	0.00
75-03-0010		Side Warning Lights are Red with Clear Lenses	1	ERVS	0.00	5.30	5.30	0.00	0.00
75-03-0010		Side Warning Lights are Red with Clear Lenses	1	ERVS	0.00	5.30	5.30	0.00	0.00
75-04-0030		Rear Warning Lights are Red LH/Blue RH with Clear	1	ERVS	0.00	5.30	5.30	0.00	0.00
75-05-0207		Side Warning Lights Standard Flash	1	ERVS	0.00	5.30	5.30	0.00	0.00
75-05-0407		Rear Warning Lights Standard Flash	1	ERVS	0.00	5.30	5.30	0.00	0.00
75-06-0000		NO Low Intensity Flash Pattern	1	ERVS	0.00	5.30	5.30	0.00	0.00
75-06-0000		NO Low Intensity Flash Pattern	1	ERVS	0.00	5.30	5.30	0.00	0.00
75-11-0005		Side Warning Lights are Red with Red Lenses	1	ERVS	0.00	5.30	5.30	0.00	0.00

PART NO	S	DESCRIPTION	QTY	ID	GROSS	RESP	SCENE	IT	A/C
75-12-0010		Rear Warning Lights are Red with Clear Lenses	1	ERVS	0.00	5.30	5.30	0.00	0.00
75-15-0122		(4) Side Lights Located-Forward Rear Wheel	1	ERVS	0.00	5.30	5.30	0.00	0.00
75-18-0002		Lower Front Warning Lights switched (Chassis Provided)	1	ERVS	0.00	5.30	5.30	0.00	0.00
75-18-0120		Lower Side Warning Lights Switched w/E-Master &	1	ERVS	0.00	5.30	5.30	0.00	0.00
75-18-0220		Lower Rear Warning Lights Switched w/E-Master &	1	ERVS	0.00	5.30	5.30	0.00	0.00
75-20-0330		Whelen Super LED Brake/Tail/Turn & Back-Up	1	ERVS	0.00	19.10	19.10	0.00	0.00
75-20-0650		Whelen M6 series 4 Position Vertical Housing, Chrome	1	ERVS	0.00	19.10	19.10	0.00	0.00
75-20-1010		Taillights with Clear Lenses	1	ERVS	0.00	5.30	5.30	0.00	0.00
75-21-0010		Backup Lights to illuminate in reverse only	1	ERVS	0.00	0.00	0.00	0.00	0.00
		D.O.T. LIGHTS		ERVS	0.00	0.00	0.00	0.00	0.00
					0.00	0.00	0.00	0.00	0.00
75-25-3000		TecNiq S17 RED DOT Lighting - (7 total LED) -	1	ERVS	1.40	1.40	1.40	0.00	0.00
75-25-6000		(1 per side) TecNiq Intermediate Amber Lighting	1	ERVS	0.40	0.40	0.40	0.00	0.00
75-25-9000		Intermediate Turn Signals (mid turn, flash with turn	1	ERVS	0.00	19.10	19.10	0.00	0.00
75-26-0000		NO Britax lighting	1	ERVS	0.00	19.10	19.10	0.00	0.00
75-28-0000		NO Auxiliary Side DOT lighting	1	ERVS	0.00	19.10	19.10	0.00	0.00
75-30-0010		NO Auxiliary Side Turn Signal	1	ERVS	0.00	19.10	19.10	0.00	0.00
75-30-5000		Marker Lights - Colored Lens	1	ERVS	0.00	19.10	19.10	0.00	0.00
76-29-0005		NO Body Side Back Up Lights	1	ERVS	0.00	0.00	5.80	0.00	0.00
					0.00	0.00	0.00	0.00	0.00
		REAR OPTICAL		ERVS	0.00	0.00	0.00	0.00	0.00
					0.00	0.00	0.00	0.00	0.00
76-30-0010		NO Rear Directional Light Bar	1	ERVS	0.00	0.00	0.00	0.00	0.00
77-00-0010		Camera System, Pumpers/Rescues	1	ERVS	0.00	0.00	0.00	0.00	0.00
77-00-0040		360 Degree View Camera System (Chassis Provided)	1	ERVS	0.00	0.00	0.00	0.00	0.00
77-01-3010		Center Rear & (x2) Side Body cameras surface mount	1	ERVS	0.00	0.00	0.00	0.00	0.00
77-01-5100		NO AUX Camera Monitor/ Camera System	1	ERVS	0.00	0.00	0.00	0.00	0.00
77-06-0000		NO Rear/Body Collision Avoidance/Sensor System	1	ERVS	0.00	0.00	0.00	0.00	0.00

PART NO	S	DESCRIPTION	QTY	ID	GROSS	RESP	SCENE	IT	A/C
		12-VOLT AUXILIARY POWER		ERVS	0.00 0.00	0.00 0.00	0.00 0.00	0.00 0.00	0.00 0.00
78-40-0200		NO 12-Volt Cigarette Lighter Style Outlet - 15 amp	1	ERVS	0.00	0.00	0.00	0.00	0.00
78-40-0210		NO 12-Volt Power & Ground Studs - 40 amp	1	ERVS	0.00	0.00	0.00	0.00	0.00
78-40-0220		NO 12-Volt Blue Sea Fuse Block, 6 position - 40amp	1	ERVS	0.00	0.00	0.00	0.00	0.00
78-40-0230		NO 12-Volt Dual USB 2.4A Receptacle (Batt Direct)	1	ERVS	0.00	0.00	0.00	0.00	0.00
78-40-0240		NO 12-Volt Dual USB 2.4A Receptacle (On with Master	1	ERVS	0.00	0.00	0.00	0.00	0.00
		12 VOLT SCENE LIGHTS		ERVS	0.00 0.00	0.00 0.00	0.00 0.00	0.00 0.00	0.00 0.00
78-44-0135		12V Scene Lighting Options - Rescue - SELECT	1	ERVS	0.00	0.00	0.00	0.00	0.00
78-45-0060		NO 12 Volt "SIDE" Mount Telescoping Scene Lights	1	ERVS	0.00	0.00	0.00	0.00	0.00
78-50-0505		(4) Stationary Scene lights located side of body two each	1	ERVS	0.00	0.00	0.00	0.00	0.00
78-50-0705		(2) Stationary Scene lights located back of body, one	1	ERVS	0.00	0.00	0.00	0.00	0.00
78-50-8010		Side Scene lights-inboard of surface mount warning lights	1	ERVS	0.00	0.00	0.00	0.00	0.00
78-50-8110		Rear Scene lights-outboard corners below warning lights	1	ERVS	0.00	0.00	0.00	0.00	0.00
78-51-0250		Whelen M9 LED Series Super-LED, Gradient Scene	2	ERVS	12.00	0.00	12.00	0.00	0.00
78-51-0255		Whelen M9 LED Series Super-LED, Gradient Scene	4	ERVS	0.00	0.00	0.00	0.00	0.00
		GENERATOR		ERVS	0.00 0.00	0.00 0.00	0.00 0.00	0.00 0.00	0.00 0.00
80-05-0120		GENERATOR/DEALER INSTALLED INVERTER	1	ERVS	0.00	0.00	0.00	0.00	0.00
80-05-1020		Hydraulic Generator {OPTIONS}, Rescues	1	ERVS	0.00	0.00	0.00	0.00	0.00
80-12-0010		Smart Power (hyd driven) HR Generator Specs	1	ERVS	0.00	0.00	0.00	0.00	0.00
80-12-0405		Smart Power Generator mdl/HR - 15.0 kW	1	ERVS	0.00	0.00	0.00	0.00	0.00
80-17-0030		Generator Located - Open Storage Area-Dunnage	1	ERVS	0.00	0.00	0.00	0.00	0.00

PART NO	S	DESCRIPTION	QTY	ID	GROSS	RESP	SCENE	IT	A/C
80-18-8500		Hot Shift PTO	1	ERVS	1.50	0.00	1.50	0.00	0.00
80-18-8710		Generator Excite Rocker Switch Location in Cab	1	ERVS	0.00	0.00	0.00	0.00	0.00
80-38-2515		CCC Located: Adjacent to Load Center	1	ERVS	0.00	0.00	0.00	0.00	0.00
80-80-0020		Select Line Voltage Outlet(s)-120V/Shoreline	1	ERVS	0.00	0.00	0.00	0.00	0.00
80-80-1000		NO Cab Exterior Line Voltage Outlets	1	ERVS	0.00	0.00	0.00	0.00	0.00
80-80-2020		NO EMS Located Line Voltage Outlets	1	ERVS	0.00	0.00	0.00	0.00	0.00
80-80-9000		NO Standalone Power Strip Outlets- Wired To	1	ERVS	0.00	0.00	0.00	0.00	0.00
80-81-4030		Lower Fwd Wheel well Panel (one left side)	1	ERVS	0.00	0.00	0.00	0.00	0.00
80-81-4040		Lower Fwd Wheel well Panel (one right side)	1	ERVS	0.00	0.00	0.00	0.00	0.00
80-81-4120		Rear Body Panel (one left side)	1	ERVS	0.00	0.00	0.00	0.00	0.00
80-81-4130		Rear Body Panel (one right side)	1	ERVS	0.00	0.00	0.00	0.00	0.00
80-81-6030		{Qty} Line Voltage Outlet Location - L1	1	ERVS	0.00	0.00	0.00	0.00	0.00
80-81-6040		{Qty} Line Voltage Outlet Location - L2	1	ERVS	0.00	0.00	0.00	0.00	0.00
80-81-9000	XS	{Qty} Line Voltage Outlet Location - CUSTOM- MUST	1	ERVS	0.00	0.00	0.00	0.00	0.00
80-82-0050		Outlet Location - Inboard on the Lower Rearward Wall	1	ERVS	0.00	0.00	0.00	0.00	0.00
80-82-0080		Outlet Location - Outboard on the Middle Forward Wall	1	ERVS	0.00	0.00	0.00	0.00	0.00
80-82-0180		Outlet Location - Outboard on the Lower Left Side Wall	1	ERVS	0.00	0.00	0.00	0.00	0.00
80-83-0000		5-15 - Single, (Qty) 120V/15A (cab interior	1	ERVS	0.00	0.00	0.00	0.00	0.00
80-83-0520		5-15 - Duplex, (Qty) 120V/15A (body interior	3	ERVS	0.00	0.00	0.00	0.00	0.00
80-83-1540		5-20 - Single, (Qty) 120V/20A (body exterior	4	ERVS	0.00	0.00	0.00	0.00	0.00
80-84-0020		Shoreline Powered Outlet(s) (w/o powerstrip pkg)	1	ERVS	0.00	0.00	0.00	0.00	0.00
80-84-0020		Shoreline Powered Outlet(s) (w/o powerstrip pkg)	1	ERVS	0.00	0.00	0.00	0.00	0.00
80-84-0020		Shoreline Powered Outlet(s) (w/o powerstrip pkg)	1	ERVS	0.00	0.00	0.00	0.00	0.00
80-84-0020		Shoreline Powered Outlet(s) (w/o powerstrip pkg)	1	ERVS	0.00	0.00	0.00	0.00	0.00

PART NO	S	DESCRIPTION	QTY	ID	GROSS	RESP	SCENE	IT	A/C
80-84-0020		Shoreline Powered Outlet(s) (w/o powerstrip pkg)	1	ERVS	0.00	0.00	0.00	0.00	0.00
80-84-0020		Shoreline Powered Outlet(s) (w/o powerstrip pkg)	1	ERVS	0.00	0.00	0.00	0.00	0.00
80-84-0020		Shoreline Powered Outlet(s) (w/o powerstrip pkg)	1	ERVS	0.00	0.00	0.00	0.00	0.00
80-90-2000		Load Center - 12 breakers	1	ERVS	0.00	0.00	0.00	0.00	0.00
80-91-0100		Load Center Location: L1 upper/forward wall (surface	1	ERVS	0.00	0.00	0.00	0.00	0.00
		BODY HIGH VOLTAGE LIGHTS		ERVS	0.00	0.00	0.00	0.00	0.00
					0.00	0.00	0.00	0.00	0.00
80-95-1130		120/240V Scene Lighting Options-Rescue/IPS-SELECT	1	ERVS	0.00	0.00	0.00	0.00	0.00
80-95-1220		NO 120/240 Volt Body Side Stationary Scene Lights	1	ERVS	0.00	0.00	0.00	0.00	0.00
80-95-1240		NO 120/240 Volt Rear of Body Stationary Scene Lights	1	ERVS	0.00	0.00	0.00	0.00	0.00
80-95-1260		NO 120/240 Volt Portable (Mini tripods) Scene Lights	1	ERVS	0.00	0.00	0.00	0.00	0.00
80-95-1280		NO 120/240 Volt "SIDE" Mount Telescoping Scene	1	ERVS	0.00	0.00	0.00	0.00	0.00
81-00-0305		(2) Tripod Telescoping lights Mount Back of Apparatus	1	ERVS	0.00	0.00	0.00	0.00	0.00
81-15-0505		Akron Scene Star ELSS-XLAC 20000 Lumens	2	ERVS	0.00	0.00	0.00	0.00	0.00
82-60-2500		Body Side Scene light(s) switched with chassis side	1	ERVS	0.00	0.00	0.00	0.00	0.00
82-60-3000		Rear Scene light(s) switched on the rocker panel	1	ERVS	0.00	0.00	0.00	0.00	0.00
82-60-3535		Rear Scene light(s) switch on display (SELECT DISP IN	1	ERVS	0.00	0.00	0.00	0.00	0.00
82-80-0210		NO Light Switch on the Light Head(s)	1	ERVS	0.00	0.00	0.00	0.00	0.00
83-05-0400		COMMAND LIGHT 120 VAC~ *LED LIGHT	1	ERVS	0.00	0.00	0.00	0.00	0.00
83-50-0510		Command Light - CL Series, CL602A, 120V, -Horizontal	1	ERVS	0.00	0.00	0.00	0.00	0.00
83-56-0170		(6) LED Light Fixture- FRC Spectra, 220W, 1500W,	1	ERVS	0.00	0.00	0.00	0.00	0.00
83-60-0040		Top of Body/Dunnage -horizontal-	1	ERVS	0.00	0.00	0.00	0.00	0.00
83-61-0100		Light Tree -officer side-	1	ERVS	0.00	0.00	0.00	0.00	0.00
83-62-0351		Control Kit - hand held controller -	1	ERVS	0.00	0.00	0.00	0.00	0.00
83-62-0402		L1 Compartment	1	ERVS	0.00	0.00	0.00	0.00	0.00
83-99-9005		Cord Reel(s)	1	ERVS	0.00	0.00	0.00	0.00	0.00

PART NO	S	DESCRIPTION	QTY	ID	GROSS	RESP	SCENE	IT	A/C
83-99-9010		PRIMARY Cord Reel	1	ERVS	0.00	0.00	0.00	0.00	0.00
		(Quantity per package is							
83-99-9015		AUXILIARY Cord Reel (Qty	1	ERVS	0.00	0.00	0.00	0.00	0.00
		per pkg max 1) (Add more							
84-00-0000		{Qty 1} Hannay Cord Reel &	1	ERVS	0.00	0.00	0.00	0.00	0.00
		Package							
84-00-0000		{Qty 1} Hannay Cord Reel &	1	ERVS	0.00	0.00	0.00	0.00	0.00
		Package							
84-00-0020		200 ft of Black 10-3 cord	1	ERVS	0.00	0.00	0.00	0.00	0.00
84-00-0020		200 ft of Black 10-3 cord	1	ERVS	0.00	0.00	0.00	0.00	0.00
84-05-0000		Cord Reel Rewind Activation	1	ERVS	45.00	0.00	45.00	0.00	0.00
84-05-0000		Cord Reel Rewind Activation	1	ERVS	45.00	0.00	45.00	0.00	0.00
84-10-0110		Terminate in -Circle D	1	ERVS	0.00	0.00	0.00	0.00	0.00
		L5-30R Cord Receptacle End							
84-10-0110		Terminate in -Circle D	1	ERVS	0.00	0.00	0.00	0.00	0.00
		L5-30R Cord Receptacle End							
84-12-0020		Circle D L5-20 Junction	1	ERVS	0.00	0.00	0.00	0.00	0.00
		Box/3 Conductor w/Pigtail &							
84-12-0025		Circle D 5-20 Junction Box/3	1	ERVS	0.00	0.00	0.00	0.00	0.00
		Conductor w/Pigtail & Plug							
84-60-0005		Reel Located in L1	1	ERVS	0.00	0.00	0.00	0.00	0.00
		Compartment							
84-60-0105		Reel Located in R1	1	ERVS	0.00	0.00	0.00	0.00	0.00
		Compartment							
84-60-1005		Reel in Forward	1	ERVS	0.00	0.00	0.00	0.00	0.00
		Compartment Position							
84-60-1005		Reel in Forward	1	ERVS	0.00	0.00	0.00	0.00	0.00
		Compartment Position							
84-60-2005		Fixed Roller/Guide Assembly	1	ERVS	0.00	0.00	0.00	0.00	0.00
		- attached to reel frame							
84-60-2005		Fixed Roller/Guide Assembly	1	ERVS	0.00	0.00	0.00	0.00	0.00
		- attached to reel frame							
85-00-1000	U	Dometic CFX3-100 Eletric	1		0.00	0.00	0.00	0.00	0.00
		Cooler							
		== Walk Around Rescue -		ERVS	0.00	0.00	0.00	0.00	0.00
		Extras - 10.270 09/21/23 ==							
		LETTERING AND		ERVS	0.00	0.00	0.00	0.00	0.00
		STRIPING							
					0.00	0.00	0.00	0.00	0.00
88-50-0100		=LETTERING & STRIPING	1	ERVS	0.00	0.00	0.00	0.00	0.00
		/ PDF=							
88-50-0250		Striping-Reflective	1	ERVS	0.00	0.00	0.00	0.00	0.00
88-50-0550		Reflective Stripe - Spartan	1	ERVS	0.00	0.00	0.00	0.00	0.00
		Supplied & Installed							
88-50-3060		3M Reflective Stripe - 1" x 6"	1	ERVS	0.00	0.00	0.00	0.00	0.00
		x 1"							

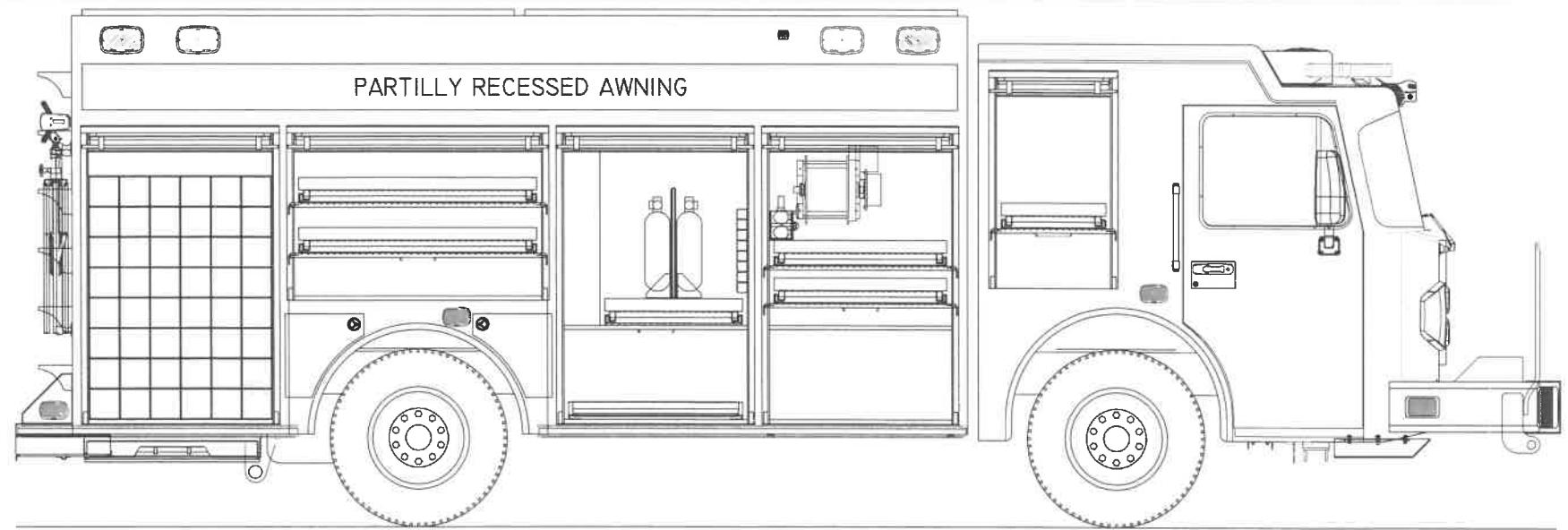
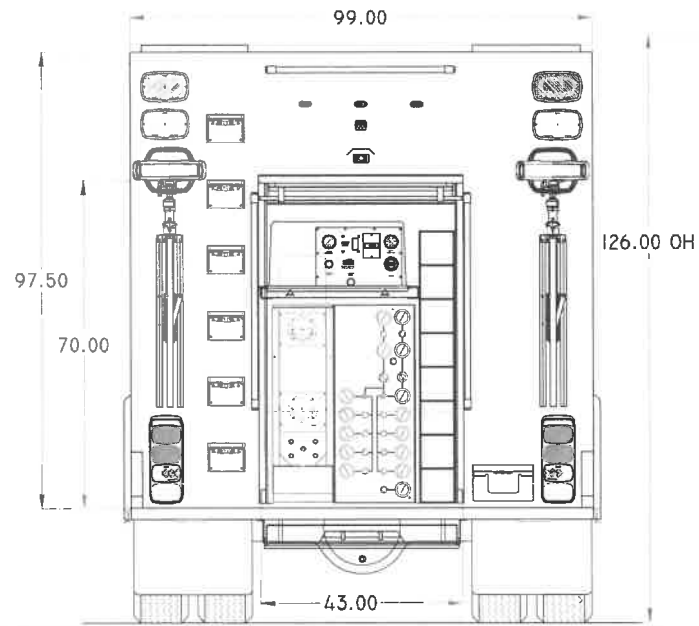
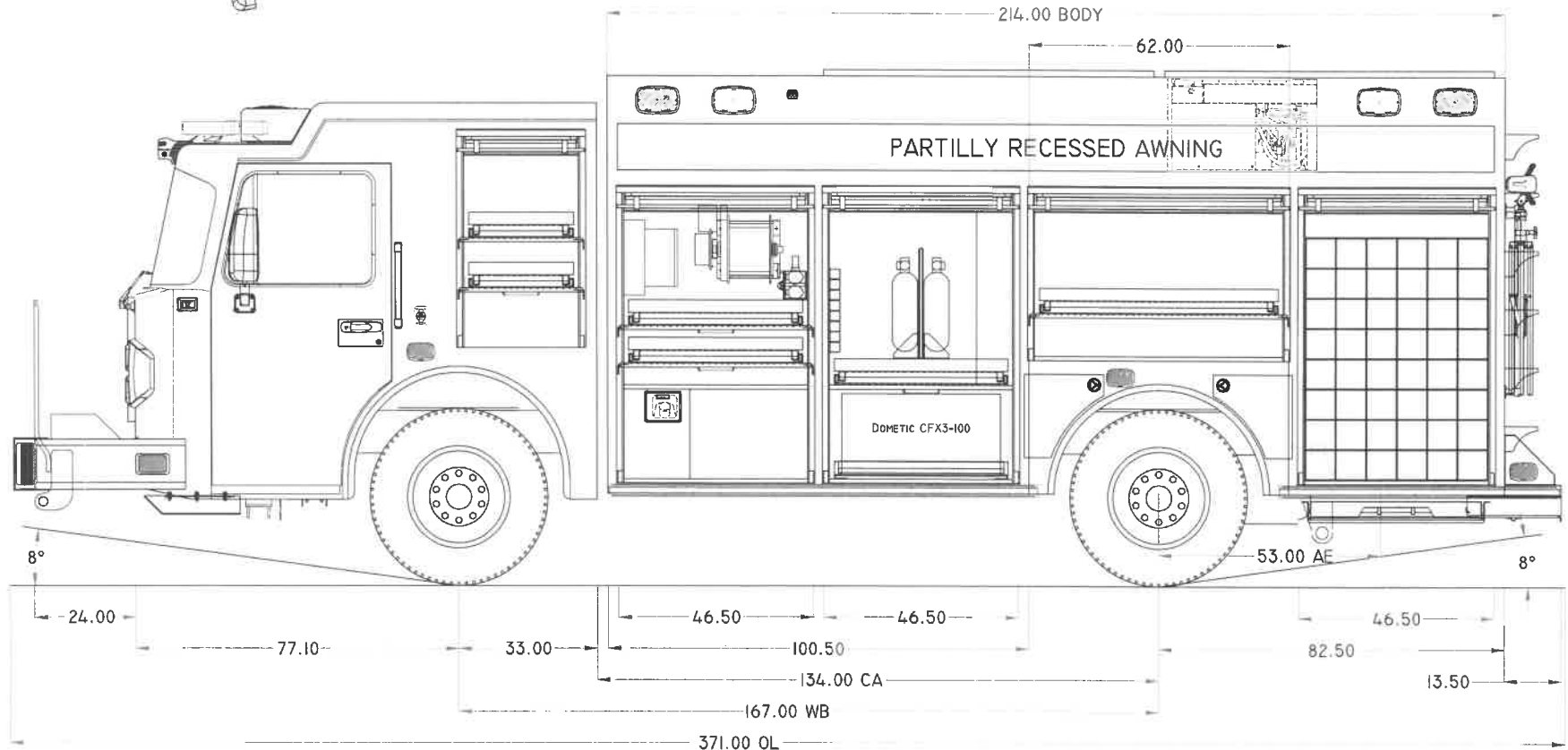
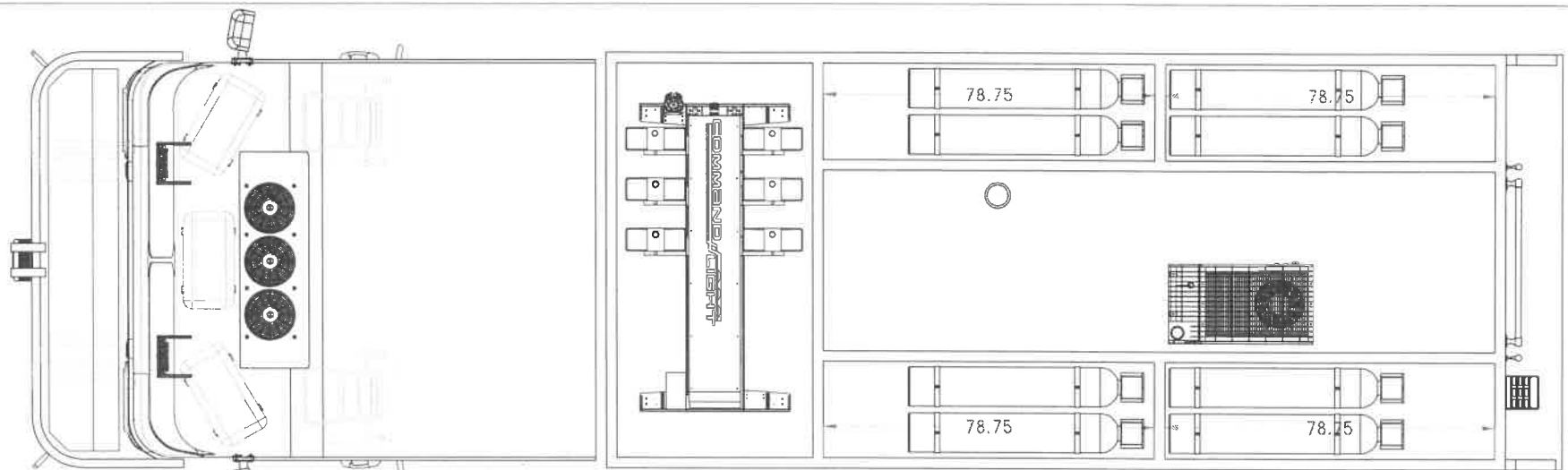
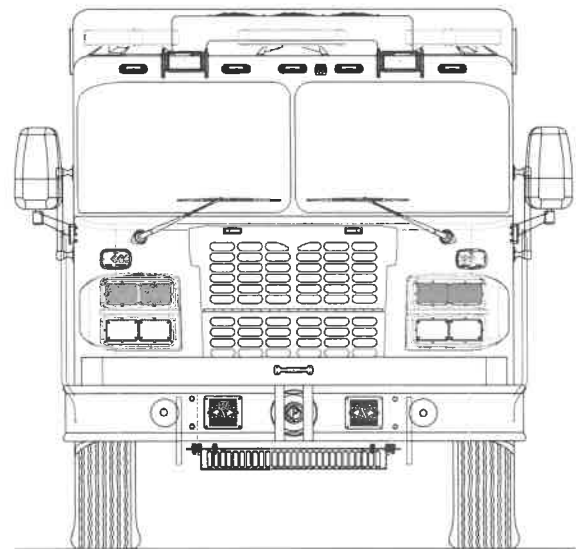
PART NO	S	DESCRIPTION	QTY	ID	GROSS	RESP	SCENE	IT	A/C
88-52-0000		One Color Stripe	1	ERVS	0.00	0.00	0.00	0.00	0.00
88-52-3010		Straight Line Stripe to Incorporate 'Z' Pattern on	1	ERVS	0.00	0.00	0.00	0.00	0.00
88-52-5020		Stripe to be Ruby Red	1	ERVS	0.00	0.00	0.00	0.00	0.00
88-52-6000		NO Compartment Border 1/2" Striping	1	ERVS	0.00	0.00	0.00	0.00	0.00
88-52-7000		NO Pinstripe Edging	1	ERVS	0.00	0.00	0.00	0.00	0.00
88-52-8000		NO Corner Scrolls	1	ERVS	0.00	0.00	0.00	0.00	0.00
88-53-2000		Diamond Grade Retro-reflective Chevron	1	ERVS	0.00	0.00	0.00	0.00	0.00
88-53-5000		NO Chevron Striping On Front Bumper	1	ERVS	0.00	0.00	0.00	0.00	0.00
88-53-6050	S	Chevron Striping to be Red & White	1	ERVS	0.00	0.00	0.00	0.00	0.00
88-54-0100		Body Lettering	1	ERVS	0.00	0.00	0.00	0.00	0.00
88-54-1210	S	3M Reflective Cab Lettering "THIBODAUX" - 6"	1	ERVS	0.00	0.00	0.00	0.00	0.00
88-54-5810	S	Imitation Gold - Body/Cab - max 75 Letters 4"	1	ERVS	0.00	0.00	0.00	0.00	0.00
88-54-5810	S	Imitation Gold - Body/Cab - max 75 8" - 12"	1	ERVS	0.00	0.00	0.00	0.00	0.00
88-55-0010		Decals	1	ERVS	0.00	0.00	0.00	0.00	0.00
					0.00	0.00	0.00	0.00	0.00
88-55-0300		Spartan Installed Decals	1	ERVS	0.00	0.00	0.00	0.00	0.00
88-55-3000		Customer Provided Artwork for Decal	1	ERVS	0.00	0.00	0.00	0.00	0.00
88-55-5010		Front Door of Cab, 1 each side	1	ERVS	0.00	0.00	0.00	0.00	0.00
88-55-9900		NO Auxiliary Decals	1	ERVS	0.00	0.00	0.00	0.00	0.00
88-55-9910		NO Additional Decals	1	ERVS	0.00	0.00	0.00	0.00	0.00
		EQUIPMENT AND EXTRAS		ERVS	0.00	0.00	0.00	0.00	0.00
					0.00	0.00	0.00	0.00	0.00
88-78-0000		License Plate Mounting Options	1	ERVS	0.00	0.00	0.00	0.00	0.00
88-78-2000		License Plate Mounting & Lighting	1	ERVS	0.00	0.00	0.00	0.00	0.00
88-78-2010		License Plate Lighting-Weldon Halogen	1	ERVS	0.00	0.00	0.00	0.00	0.00
88-78-9010		License Plate Bracket Location Right Side	1	ERVS	0.00	0.00	0.00	0.00	0.00
90-00-0300		EQUIPMENT, Rescue	1	ERVS	0.00	0.00	0.00	0.00	0.00
90-03-1000		1 Set-Zico Folding Wheel Chocks, #SAC-44-E	1	ERVS	0.00	0.00	0.00	0.00	0.00
90-03-9000		Zico Wheel Chocks Stored in Smart Storage Compt.	1	ERVS	0.00	0.00	0.00	0.00	0.00
90-08-0005		NO Auxiliary Ladders (Ladders called out in spec	1	ERVS	0.00	0.00	0.00	0.00	0.00

PART NO	S	DESCRIPTION	QTY	ID	GROSS	RESP	SCENE	IT	A/C
90-20-0025		Pike Poles (Rescues) (Use add/browse to populate)	1	ERVS	0.00	0.00	0.00	0.00	0.00
90-20-01FH		Fire Hooks Unlimited Hooks, Pikes & Poles	1	ERVS	0.00	0.00	0.00	0.00	0.00
90-21-1025		Fire Hooks (Qty) APH-6' (All Purpose Hook)	4	ERVS	0.00	0.00	0.00	0.00	0.00
90-21-1125		Fire Hooks (Qty) MPH-6' (Multi-Purpose Hook)	4	ERVS	0.00	0.00	0.00	0.00	0.00
90-80-0010		Fire Extinguishers	1	ERVS	0.00	0.00	0.00	0.00	0.00
90-80-0200		Amerex Extinguishers-Spartan	1	ERVS	0.00	0.00	0.00	0.00	0.00
90-81-0215		10 lb Amerex CO2 Extinguisher	1	ERVS	0.00	0.00	0.00	0.00	0.00
90-81-0215		10 lb Amerex CO2 Extinguisher	1	ERVS	0.00	0.00	0.00	0.00	0.00
90-81-0505		2 1/2 Gallon Amerex Water Extinguisher	1	ERVS	0.00	0.00	0.00	0.00	0.00
90-85-0310		Mount in Left Rear Smart Storage	1	ERVS	0.00	0.00	0.00	0.00	0.00
90-85-0330		Mount in Right Rear Smart Storage	1	ERVS	0.00	0.00	0.00	0.00	0.00
90-85-0330		Mount in Right Rear Smart Storage	1	ERVS	0.00	0.00	0.00	0.00	0.00
90-86-0015		Auxiliary Amerex Extinguishers	1	ERVS	0.00	0.00	0.00	0.00	0.00
90-86-0025		Additional Amerex Extinguishers	1	ERVS	0.00	0.00	0.00	0.00	0.00
90-86-0030		NO Extra Amerex Extinguishers	1	ERVS	0.00	0.00	0.00	0.00	0.00
90-86-0040		NO Ancillary Amerex Extinguishers	1	ERVS	0.00	0.00	0.00	0.00	0.00
91-10-0010		Rechargeable Flashlights	1	ERVS	0.00	0.00	0.00	0.00	0.00
91-10-0040		Spartan Supplied Portable Hand Lights	1	ERVS	0.00	0.00	0.00	0.00	0.00
91-10-0125		{Qty} Streamlight Fire Vulcan - LED Rechargeable	4	ERVS	4.00	4.00	4.00	0.00	0.00
91-11-0010		{Qty} Mount in Left Front Compartment-L1	4	ERVS	0.00	0.00	0.00	0.00	0.00
91-12-0010		NO Auxiliary Handheld Lights	1	ERVS	0.00	0.00	0.00	0.00	0.00
91-12-0020		NO Additional Handheld Lights	1	ERVS	0.00	0.00	0.00	0.00	0.00
91-22-0010		Flares	1	ERVS	0.00	0.00	0.00	0.00	0.00
91-22-0110		Fire Department Supplied Flares	5	ERVS	0.00	0.00	0.00	0.00	0.00
91-23-0010		Traffic Cones	1	ERVS	0.00	0.00	0.00	0.00	0.00
91-23-0120		Fire Department Supplied Traffic Cones	5	ERVS	0.00	0.00	0.00	0.00	0.00

PART NO	S	DESCRIPTION	QTY	ID	GROSS	RESP	SCENE	IT	A/C
91-23-0200		Traffic Vest	1	ERVS	0.00	0.00	0.00	0.00	0.00
91-23-0220		Fire Department Supplied Traffic Vest	5	ERVS	0.00	0.00	0.00	0.00	0.00
91-24-0001		AED	1	ERVS	0.00	0.00	0.00	0.00	0.00
91-24-0054		Fire Department Supplied AED	1	ERVS	0.00	0.00	0.00	0.00	0.00
91-25-0001		First Aid Kit	1	ERVS	0.00	0.00	0.00	0.00	0.00
91-25-0054		Fire Department Supplied First Aid Kit	1	ERVS	0.00	0.00	0.00	0.00	0.00
91-29-0010		Axes	1	ERVS	0.00	0.00	0.00	0.00	0.00
91-29-0030		Fire Department Supplied Axes	1	ERVS	0.00	0.00	0.00	0.00	0.00
91-40-0010		Handheld Tools, Pumpers/Tanker/Rescues	1	ERVS	0.00	0.00	0.00	0.00	0.00
91-40-0100		Claw Tool	1	ERVS	0.00	0.00	0.00	0.00	0.00
91-40-0110		Fire Department Supplied Claw Tool	2	ERVS	0.00	0.00	0.00	0.00	0.00
91-40-0200		Halligan Tool	1	ERVS	0.00	0.00	0.00	0.00	0.00
91-40-0210		Fire Department Supplied Halligan Tool	1	ERVS	0.00	0.00	0.00	0.00	0.00
91-40-0300		Crowbars	1	ERVS	0.00	0.00	0.00	0.00	0.00
91-40-0310		Fire Department Supplied Crowbar	2	ERVS	0.00	0.00	0.00	0.00	0.00
91-40-0500		Sledge Hammer	1	ERVS	0.00	0.00	0.00	0.00	0.00
91-40-0510		Fire Department Supplied Sledge Hammer	1	ERVS	0.00	0.00	0.00	0.00	0.00
91-40-0615		Rubber Mallet-Fire Department Supplied	1	ERVS	0.00	0.00	0.00	0.00	0.00
91-40-0700		Shovels	1	ERVS	0.00	0.00	0.00	0.00	0.00
91-40-0710		Fire Department Supplied Shovels	2	ERVS	0.00	0.00	0.00	0.00	0.00
91-40-0800		Bolt Cutter	1	ERVS	0.00	0.00	0.00	0.00	0.00
91-40-0810		Fire Department Supplied Bolt Cutter	1	ERVS	0.00	0.00	0.00	0.00	0.00
92-10-0100		SCBA & Cylinders	1	ERVS	0.00	0.00	0.00	0.00	0.00
92-10-0154		Fire Department Supplied SCBA	4	ERVS	0.00	0.00	0.00	0.00	0.00

WEIGHTS, BALANCE & CENTER OF GRAVITY REPORT

Customer Name: Thibodaux Volunteer Fire Department				
Completed By: Ryan Haas		Drawing Rev: 0		
Wheelbase (inches):	167			
Gross Front Axle Rating GAWR (lbs.):	20000	0.454545	Front GAW (loaded) (lbs)	
Gross Rear Axle Rating GAWR (lbs.):	24000		Rear GAW (loaded) (lbs)	
Gross Vehicle Weight Rating GVWR (lbs.):	44000		Total GVW (loaded) (lbs)	
Center of Gravity Average CGA:				
Description	Weight	CGA	Front	Rear
Chassis - Metro Star LTD - L9			13000	4000
Driver & Officer	540	192	620.838323	-80.8383
Cab Equipment Allowance	125	152	113.772455	11.22754
Cab Trays	250	152	227.54491	22.45509
Bumper Well Storage	250	256	383.233533	-133.234
Body Module	5500	24.5	806.886228	4693.114
Light Tower	325	105.75	205.800898	119.1991
Generator / PTO	550	-21	-69.161677	619.1617
Awnings	400	24.5	58.6826347	341.3174
Fill Station	400	-67	-160.47904	560.479
Booster Pump	150	-67	-60.179641	210.1796
Air Storage Cylinders	1600	5.25	50.2994012	1549.701
Cord Reels	1600	97.75	936.526946	663.4731
L1 / R1 Pull Out Steps	400	105.75	253.293413	146.7066
L2 Pull Out Step	200	56.75	67.9640719	132.0359
B1 Pull Out Step	200	-56.75	-67.964072	267.9641
Body Total Weight	8925			
L1 / R1 Equipment	1750	105.75	1108.15868	641.8413
L1 / R1 Shelves / Trays	400	105.75	253.293413	146.7066
L2 / R2 Equipment	1750	56.75	594.685629	1155.314
L2 / R2 Shelves / Trays	250	56.75	84.9550898	165.0449
L3 / R3 Equipment	875	0	0	875
L3 / R3 Shelves / Trays	350	0	0	350
L4 / R4 Equipment	1000	-56.75	-339.82036	1339.82
L4 / R4 Shelves / Trays	400	-56.75	-135.92814	535.9281
B1 Equipment	250	-56.75	-84.95509	334.9551
B1 Shelves / Trays	50	-56.75	-16.991018	66.99102
Upper Storage Compartment Equipment	250	0	0	250
Equipment Total Weight	6000			
Counterweight	1000	-45	-269.46108	1269.461
Included Reserve-5%	0.05		1000	1200
TOTALS -----			18560.9955	21454
Unused Axle Capacities (lbs.):			1439	2546



EMERGENCY RESPONSE
CHASSIS: SPARTAN METRO STAR LTD 10" ROOF
ENGINE: CUMMINS L9 450HP
TRANSMISSION: ALLISON 3000 EVS
AXLES: 20,000# FRONT / 24,000# REAR
MODEL: STAR RESCUE

GENERATOR: SMART POWER 15.0kW
DOOR FRAMED OPENINGS

COMPARTMENT	DOOR FRAMED OPENING
L1	46.5-W x 70.0-H
L2	46.5-W x 70.0-H
L3	62.0-W x 40.5-H
L4	46.5-W x 70.0-H
R1	46.5-W x 70.0-H
R2	46.5-W x 70.0-H
R3	62.0-W x 40.5-H
R4	46.5-W x 70.0-H
BI	43.0-W x 69.0-H

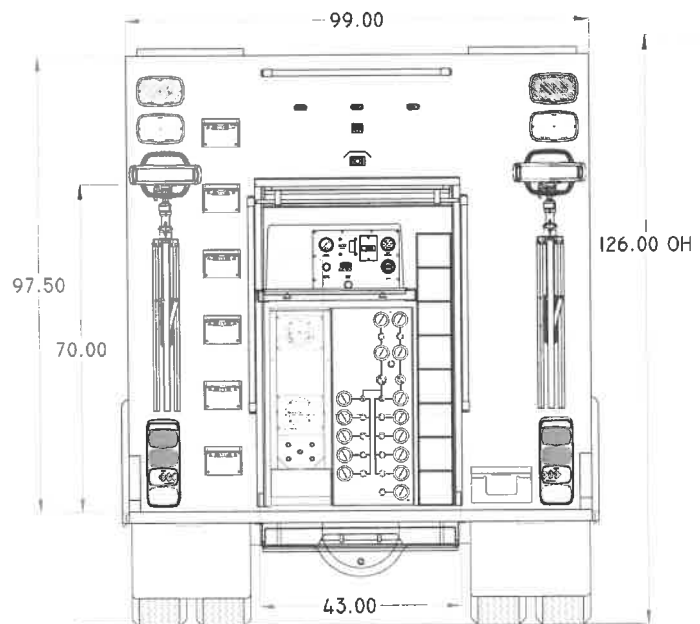
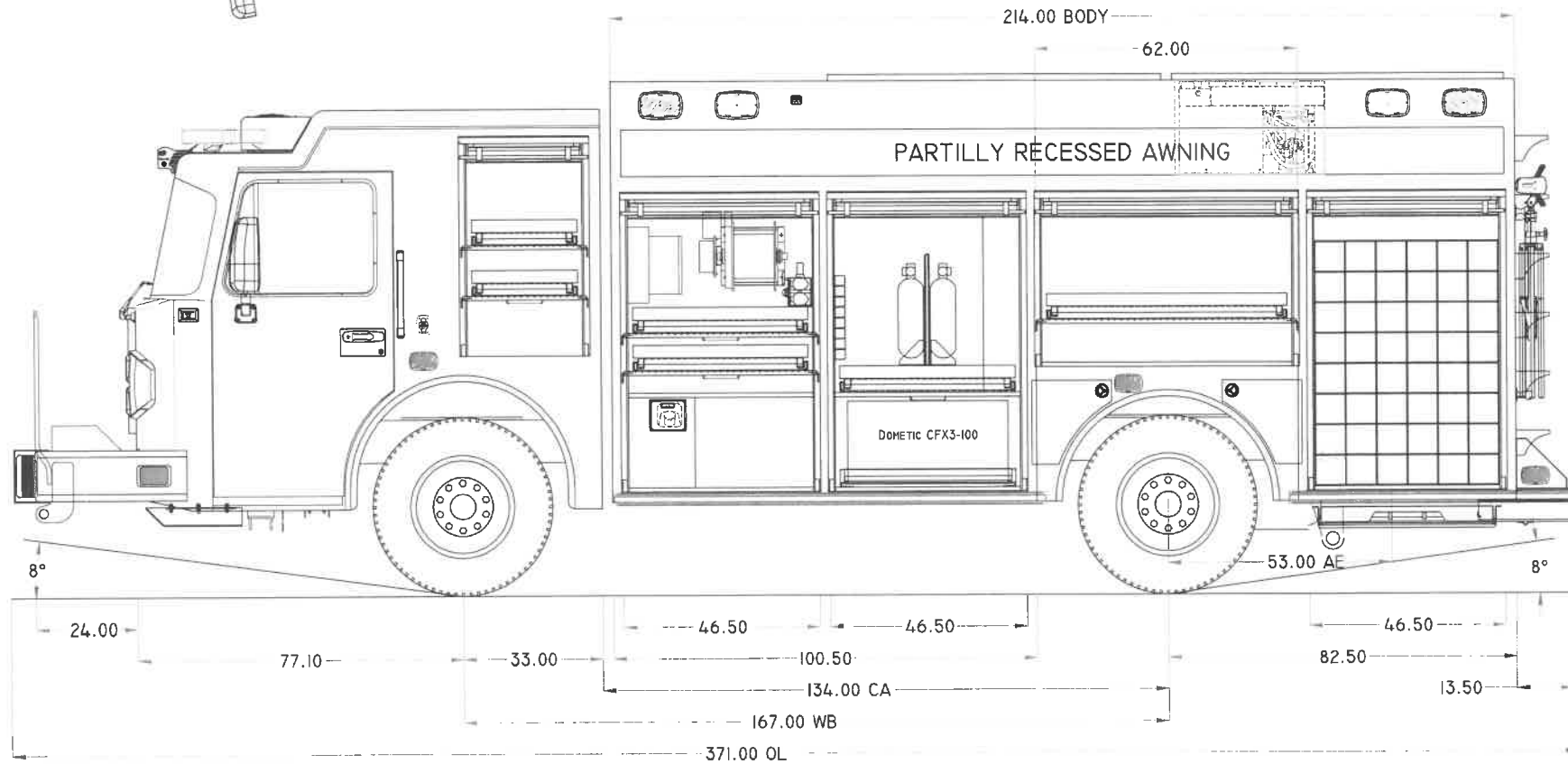
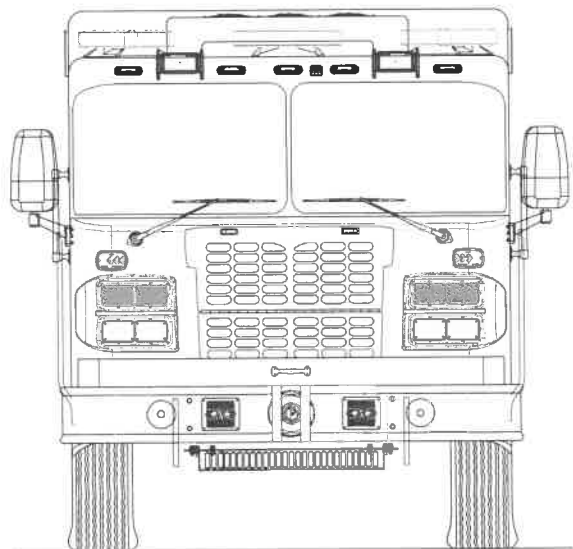
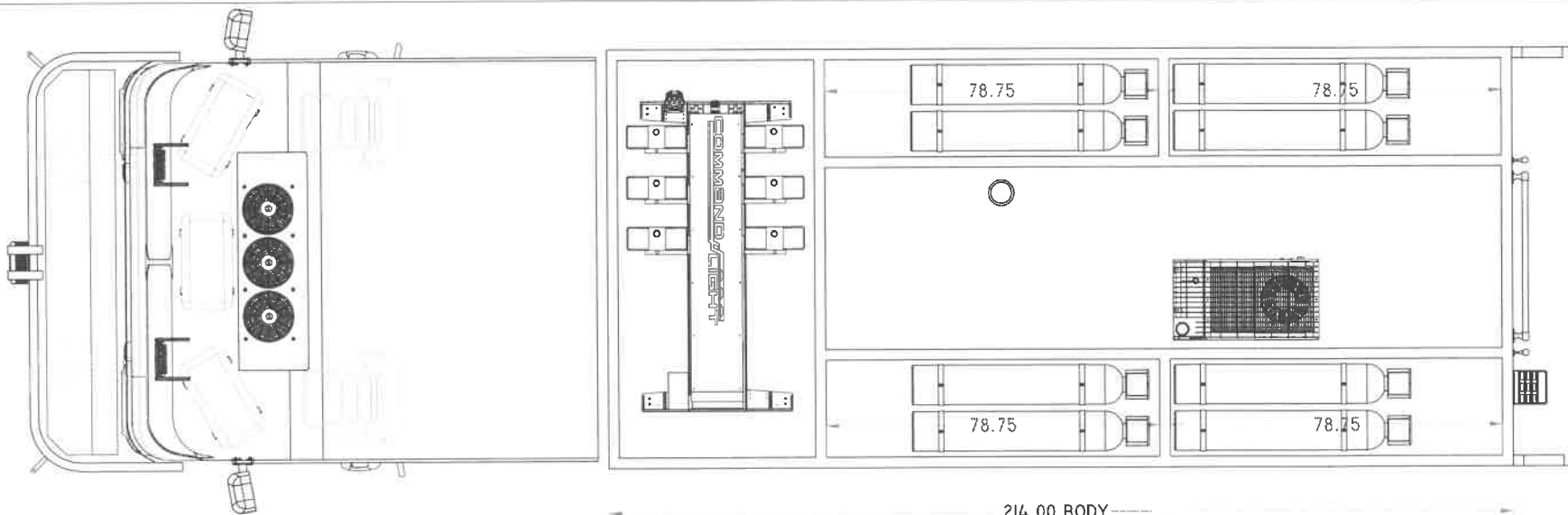
SPECIAL NOTES:

CUSTOMER
THIS DRAWING IS A CLOSE APPROXIMATION OF YOUR FIRE APPARATUS. IN ALL CASES WHERE THE DRAWING AND THE WRITTEN SPECIFICATION DIFFER, THE SPECIFICATION SHALL PREVAIL. PLEASE WORK WITH YOUR DEALER TO ASSURE THAT THE WRITTEN SPECIFICATION REPRESENTS WHAT YOU WANT IN YOUR FINISHED PRODUCT. SPARTAN EMERGENCY RESPONSE BUILDS TO THE WRITTEN SPECIFICATION, NOT THE DRAWING TO ASSURE THAT YOUR NEEDS ARE MET.

PROPRIETARY AND CONFIDENTIAL
THE INFORMATION CONTAINED IN THIS DRAWING IS THE SOLE PROPERTY OF SPARTAN EMERGENCY RESPONSE. ANY REPRODUCTION IN PART OR AS A WHOLE WITHOUT THE WRITTEN PERMISSION OF SPARTAN EMERGENCY RESPONSE IS PROHIBITED. SPARTAN FIRE, LLC. D/B/A SPARTAN EMERGENCY RESPONSE.

REV	DATE	DESCRIPTION	R.H. NAME
0	11/06/23	INITIAL PROPOSAL	R.H.

SCALE: NOT TO SCALE
CUSTOMER: THIBODAUX
VOLUNTEER FIRE DEPARTMENT
TRUCK NUMBER: 000000
DEALER: LOUISIANA EMERGENCY EQUIPMENT



EMERGENCY RESPONSE

CHASSIS: SPARTAN METRO STAR LTD 10" ROOF
ENGINE: CUMMINS L9 450HP
TRANSMISSION: ALLISON 3000 EVS
AXLES: 20,000# FRONT / 24,000# REAR
MODEL: STAR RESCUE

GENERATOR: SMART POWER 15.0kW

DOOR FRAMED OPENINGS	
COMPARTMENT	DOOR FRAMED OPENING
L1	46.5-W x 70.0-H
L2	46.5-W x 70.0-H
L3	62.0-W x 40.5-H
L4	46.5-W x 70.0-H
R1	46.5-W x 70.0-H
R2	46.5-W x 70.0-H
R3	62.0-W x 40.5-H
R4	46.5-W x 70.0-H
BI	43.0-W x 69.0-H

SPECIAL NOTES:

CUSTOMER
THIS DRAWING IS A CLOSE APPROXIMATION OF YOUR FIRE APPARATUS. IN ALL CASES WHERE THE DRAWING AND THE WRITTEN SPECIFICATION DIFFER, THE SPECIFICATION SHALL PREVAIL. PLEASE WORK WITH YOUR DEALER TO ASSURE THAT THE WRITTEN SPECIFICATION REPRESENTS WHAT YOU WANT IN YOUR FINISHED PRODUCT. SPARTAN EMERGENCY RESPONSE BUILDS TO THE WRITTEN SPECIFICATION, NOT THE DRAWING TO ASSURE THAT YOUR NEEDS ARE MET.

PROPRIETARY AND CONFIDENTIAL
THE INFORMATION CONTAINED IN THIS DRAWING IS THE SOLE PROPERTY OF SPARTAN EMERGENCY RESPONSE. ANY REPRODUCTION IN PART OR AS A WHOLE WITHOUT THE WRITTEN PERMISSION OF SPARTAN EMERGENCY RESPONSE IS PROHIBITED. SPARTAN FIRE, L.L.C. D/B/A SPARTAN EMERGENCY RESPONSE.

0	11/06/23	INITIAL PROPOSAL	R.H.
REV	DATE	DESCRIPTION	NAME

SCALE: NOT TO SCALE
CUSTOMER: THIBODAUX
VOLUNTEER FIRE DEPARTMENT

TRUCK NUMBER: 000000
DEALER: LOUISIANA EMERGENCY EQUIPMENT