



Applications:

Security, pathway and perimeter lighting, Building entryways and walkways.

Features

- Sealed die-casting profile for indoor and outdoor applications.
- Voltage is 120-277V.
- Lumen output from 3000-10500lm with efficacy up to 117lm/W
- Polycarbonate optical lens with UV stabilizers.
- Photocell optional.
- Replacing 100W MH and 250W MH.
- Operating temperature is -40°C to 40°C (-40°F to 104°F).
- UL/cUL wet location listed and DLC qualified.



Housing

Suitable for both indoor and outdoor application, also suitable for J-BOX mounting and surface mounting.

Lens

Polycarbonate optical lens with UV stabilizers do not exhibit yellowing and deformation

Photocell

Optional photocell allows for security and energy saving

1/2inch threaded hole

3pcs hole can support wires coming out from the hole for easier wire connections



PERFORMANCE DATA

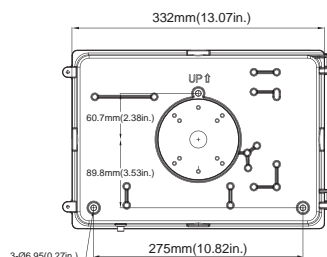
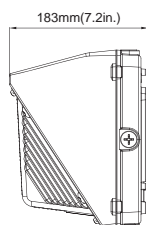
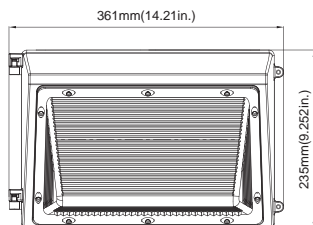
		4000K(70CRI)		5000K(70CRI)	
SYSTEM WATTS	VOLTAGE	LUMENS	LPW	LUMENS	LPW
30W	120-277VAC	3000lm	100 lm/W	3100lm	103 lm/W
40W	120-277VAC	4600lm	115 lm/W	4650lm	116 lm/W
65W	120-277VAC	7200lm	111 lm/W	7300lm	112 lm/W
90W	120-277VAC	10000m	111 lm/W	10500m	117 lm/W

ELECTRICAL DATA

Number Of Drivers	Driver Current (mA)	Nominal Power (W)	INPUT VOLTAGE (V)	CURRENT (Amps)
1	430	30	120	0.25
		30	208	0.14
		30	240	0.13
		30	277	0.11
1	640	40	120	0.33
		40	208	0.19
		40	240	0.17
		40	277	0.14
1	1110	65	120	0.54
		65	208	0.31
		65	240	0.27
		65	277	0.23
1	2270	90	120	0.75
		90	208	0.43
		90	240	0.38
		90	277	0.32

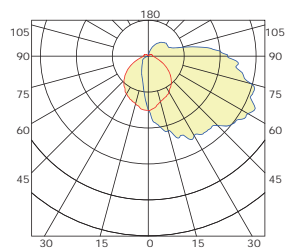
DIMENSION

unit: inch/mm



Weight
30W: 6.327lb
40W: 6.525lb
65W: 6.724lb
90W: 7.319lb

PHOTOMETRICS



ACCESSORIES



Photocell

NO. PC-JL-120-277V

USE: Photocell is field installed or Pre-installed in factory by requesting.

ORDERING GUIDE

Example: MWP0840W27V50KYY

Fixture Type	Power Consumption	Input Voltage	CCT	Finish	Photocell (Option)
<input type="text"/>	<input type="text"/>	<input type="text"/>	<input type="text"/>	<input type="text"/>	<input type="text"/>
MWP08 Wall Pack Series	30W 30Watts 40W 40Watts 65W 65Watts 90W 90Watts	27V 120-277V	40K 4000K 50K 5000K	D Dark Bronze B Black W White	P0 120-277V Photocell P1 120V Photocell Blank Without Photocell

DLC Model NO.

SYSTEM WATTS	VOLTAGE	CCT	DLC NO.	DLC Classification
40W	120-277V	4000K	MWP0840W27V40K[D,B,W][Blank,P0,P1]	Standard
		5000K	MWP0840W27V50K[D,B,W][Blank,P0,P1]	Standard
65W	120-277V	4000K	MWP0865W27V40K[D,B,W][Blank,P0,P1]	Standard
		5000K	MWP0865W27V50K[D,B,W][Blank,P0,P1]	Standard