

DATE: 9/14/2020

Page: 5

BID NO.: 50-00131987

BID FORM
Non Public Works

All Public Work Projects are required to use the Louisiana Uniform Public Work Bid Form

All prices must be held firm unless an escalation provision is requested in this bid. Jefferson Parish will allow one escalation during the term of the contract, which may not exceed the U.S. Bureau of Labor Statistics National Index for all Urban Consumers, unadjusted 12 month figure. The most recently published figure issued at the time an adjustment is requested will be used. A request must be made in writing by the vendor, and the escalation will only be applied to purchases made after the request is made.

Are you requesting an escalation provision?

YES _____ NO X

MAXIMUM ESCALATION PERCENTAGE REQUESTED n/a %

INITIAL BID PRICES WILL REMAIN FIRM THROUGH THE DATE OF 9/23/2021

For the purposes of comparison of bids when an escalation provision is requested, Jefferson Parish will apply the maximum escalation percentage quoted by the bidder to the period to which it is applied in the bid. The initial price and the escalation will be used to calculate the total bid price. It will be assumed, for comparison of prices only, that an equal amount of material or labor is purchased each month throughout the entire contract.

DELIVERY: FOB JEFFERSON PARISH

INDICATE DELIVERY DATE ON EQUIPMENT AND SUPPLIES

120-180 days

n/a

LOUISIANA CONTRACTOR'S LICENSE NO.: (if applicable) _____

THIS SECTION MUST BE COMPLETED BY BIDDER:

FIRM NAME: Kenworth of South Louisiana LLC dba Kenworth of Louisiana

ADDRESS: 3699 West Park Ave / PO Box 1450

CITY, STATE: Gray LA ZIP: 70359

TELEPHONE: (985) 876-3000 FAX: (985) 876-4452

EMAIL ADDRESS: scott@kwloouisiana.com

In the event that addenda are issued with this bid, bidders MUST acknowledge all addenda on the bid form. Bidder must acknowledge receipt of an addendum on the bid form as indicated. Failure to acknowledge any addendum on the bid form will result in bid rejection.

Acknowledge Receipt of Addenda: NUMBER: 1
NUMBER: _____
NUMBER: _____
NUMBER: _____

TOTAL PRICE OF ALL BID ITEMS: \$ 460,858.00

AUTHORIZED SIGNATURE: [Signature]

Scott Oliphant

TITLE: President

Printed Name

SIGNING INDICATES YOU HAVE READ AND COMPLY WITH THE INSTRUCTIONS AND CONDITIONS.

NOTE: All bids should be returned with the BID NUMBER and BID OPENING DATE indicated on the outside of the envelope submitted to the Purchasing Department.

BID REVISED PER ADDENDUM #1

INVITATION TO BID FROM JEFFERSON PARISH - continued

BID NO.: 50-00131987

SEALED BID

ITEM NUMBER	QUANTITY	U/M	DESCRIPTION OF ARTICLES	UNIT PRICE QUOTED	TOTALS
1	1.00	EA	<p>ONE (1) YEAR CONTRACT FOR TRAILERS FOR THE JEFFERSON PARISH DEPARTMENT OF FLEET MANAGEMENT</p> <p>0001 - FOUR TON PAYLOAD CAPACITY TAG-A-LONG LOWBOY TRAILER. 10,7300 LBS.</p> <p>GVWR 16 FT.L X 74 IN WIDE LOAD DECK PLUS 32 IN. FULL WIDTH BEAVERTAIL WITH TWO 45 IN L X 21 1/2 IN. WITH ADJUSTABLE SPRING ASSIST LOADING RAMPS INCLUDING GROUND BRACES, 21 IN. MAXIMUM DECK HEIGHT 2 IN. NOMINAL OAK DECK MATERIAL, THREE ROTATING D RINGS PER SIDE,DEXTER MULTI-POINT SPRING SUSPENSION WITH EQUALIZER, TANDUM 6,000 LB. AXLES WITH 12 IN X 2 IN ELECTRIC BRAKES. TAG-A-LONG LOWBOY TRAILER 4 TON INCLUDING BREAK-A-WAY SYSTEM, FOUR 7.00 X 15D TIRES MOUNTED ON 6 HOLE STEEL DISC WHEELS, 5,000 LB. CAPACITY. DROPLEG TOP CRANK, PARKING JACK, FOUR POSITION CAST STEEL PINTLE EYE (1 5/8" STOCK, 2 5/8" I.D.) WITH DUEL SAFTY CHAINS, FLUSH MOUNTED FMVSS #108 SEALED BEAM LIGHTS IN RUBER GROMMENTS, ALL WIRING IN MODULAR NEOPRENE JACKET WITH SEVEN WAY ELECTRICAL PLUG.</p> <p>MANUFACTURER: MANUFACTURER PART: VENDOR PARK:</p>	No bid	
2	1.00	EA	<p>0002 - TAG-A-LONG LOWBOY TRAILER 10 TON TEN-TON PAYLOAD CAPACITY</p> <p>TAG-A-LONG LOWBOAY TRAILER, 25,900 LB. GVWR, 19'L X 8'W LOAD DECK PLUS 5' FULL WIDTH BEAVERTAIL WITH TWO 55"L X 22 1/2" W ADJUSTABLE, SPRING ASSIST LOADING RAMP INCLUDING GROUND BRACES, 34" MAXIMUM DECK HEIGHT, 2"NOMINAL OAK DECK MATERIAL FULL WIDTH 8" STEEL CHANNEL HEADBOARD FIVE ROTATING D-RINGS PER SIDE, PIECED BEAM CONSTRUCTION FOR LOW BED HEIGHT, HUTCH 97-- MULTI-POINT SPRING SUSPENSION TAG-A-LONG LOWBOY TRAILER 10 TON WITH RADIUS ROD AXLE TRACKING TANDEM 10,000 LB. AXLES WITH 12 1/4" X 4"ELECTRIC BRAKES, INCLUDING BREAK-A-WAY STEM, EIGHT 235/85R16 E TIRES MOUNTED ON 8hole STEEL DISC WHEELS, 12,000 LB. CAPACITY DROPLEG CRANK PARKING JACK,FOUR POSITION CAST STEEL PINTLE EYE (1 5/8" STOCK 3"I.D.) WITH DUAL SAFETY CHAINS, DRAWBAR STORAGE AREA, FLUSH MOUNTED FMVSS #108 SEALED BEAM LIGHTS IN RUBBER GROMMENTS, ALL WIRING IN MODULAR NEOPRENE JACKET TAG-A-LONG LOWBOY TRAILER 10 TON WITH SEVEN WAY ELECTRICAL PLUG.</p> <p>BID REVISED PER ADDENDUM #1</p>	\$16,200 ⁰⁰	\$16,200 ⁰⁰

INVITATION TO BID FROM JEFFERSON PARISH - continued

BID NO.: 50-00131987

SEALED BID

ITEM NUMBER	QUANTITY	U/M	DESCRIPTION OF ARTICLES	UNIT PRICE QUOTED	TOTALS
3	1.00	EA	<p>MANUFACTURER: <i>Trail Boss</i> MANUFACTURER PART: <i>PD 25 DTA</i> VENDOR PART: <i>PD 25 DTA</i></p> <p>0003 - TAG-A-LONG LOWBOY TRAILER 48,000 LB. TWENTY TON PAYLOAD CAPACITY</p> <p>TAG-A-LONG LOWBOY TRAILER, 48,000 LB. GVWR 19'L X 8'W LOAD DECK PLUS 5' FULL WIDTH BEAVERTAIL WITH TWO 55"L X 22 1/2"W ADJUSTABLE, SPRING-ASSIST LOADING RAMPS INCLUDING GROUND BRACES, 34" MAXIMUM DECK HEIGHT, 2" NOMINAL OAK DECK MATERIAL. FULL WIDTH 8" STEEL CHANNEL HEADBOARD. FIVE ROTATING D RINGS PER SIDE. PIECED BEA CONSTRUCTION FOR LOW BED HEIGHT. HUTCH H-9700 MULTI-POINT TAG-A-LONG LOWBOY TRAILER 50,000 LB. SPRING SUSPENSION WITH RADIUS ROD AXLES WITH 12 1/4" X 7 1/2" FULL AIR BRAKES WITH AUTOMATIC SLACK ADJUSTERS. EIGHT 215/75R 17.5 SIXTEEN PLY TIRES MOUNTED ON 8 BOLT. HUB PILOTED STEEL DISC WHEELS. SPRING BRAKES ON ALL WHEELS 12,000 LB. CAPACITY DROPLEG. TOP CRANK PARKING JACK. FOUR POSITION CAST STEEL PINTLE EYE (1 5/8 STOCK, 3" ID) WITH DUAL SAFETY CHAINS, DRAWBAR STORAGE AREA FLUSH TA-A-LONG LOWBOY TRAILER 48,000 LB MOUNTES, FMVSS #108 SEALED BEAM LIGHTS IN RUBBER GROMMETS, ALL WIRING IN MODULAR NEOPRENE JACKET WITH SEVEN WAY ELECTRICAL PLUG.</p> <p>MANUFACTURER: <i>Trail Boss</i> MANUFACTURER PART: <i>TB-40</i> VENDOR PART: <i>TB-40</i></p>	<i>\$21,150⁰⁰</i>	<i>\$21,150⁰⁰</i>
4	1.00	EA	<p>0004 - 3 TO 8 TON LOWBOY MACHINERY TRAILER TONGUE REPLACEMENT INCLUDING</p> <p>REMOVAL OF DAMAGED TONGUE TO MATCH ORIGINAL TRAILER TONGUE CONFIGURATION. TONGUE REPLACEMENT TO INCLUDE NEW ADJUSTMENT TO W EYE OR COUPLER. ELECTRICAL 6 WAY OR 7 WAY WIRE WITH PLUG SAFETY CHAINS, ECT. TO MATCH ORIGINAL TRAILER CONFIGURATION. NEW TONGUE ASSEMBLY TO BE SWEPT BLASTED ZINC PHOSPHATE PRIMED AND FINISHED. PAINTED 5 MILS THICKNESS IMROM TO MATCH ORIGINAL TRAILER COLOR</p> <p>MANUFACTURER: MANUFACTURER PART: VENDOR PART:</p>	<i>No Bid</i>	
5	1.00	EA	<p>0005 - 9 TO 12 TON LOWBOY MACHINERY TRAILER TONGUE REPLACEMENT INCLUDING</p> <p>BID REVISED PER ADDENDUM #1</p>	<i>No Bid</i>	

INVITATION TO BID FROM JEFFERSON PARISH - continued

BID NO.: 50-00131987

SEALED BID

ITEM NUMBER	QUANTITY	U/M	DESCRIPTION OF ARTICLES	UNIT PRICE QUOTED	TOTALS
6	1.00	EA	<p>REMOVAL OF DAMAGED TONGUE AND REPLACEMENT WITH 12 IN. STEEL "H" BEAM. TONGUE TO MATCH ORIGINAL TRAILER TONGUE CONFIGURATION. TONGUE REPLACEMENT TO INCLUDE NEW ADJUSTABLE TOW EYE. ELECTRICAL 6 WAY OR 7 WAY WIRE WITH PLUG, AIR BRAKE CHAINS, ECT. TO MATCH ORIGINAL TRAILER CONFIGURATION. NEW TONGUE ASSEMBLY TO BE SWEPT BLASTED, ZINC PHOSPHATE PRIMED AND FINISHED. PAINTED 5 MILS. THICKNESS IMRON TO MATCH ORIGINAL TRAILER COLOR</p> <p>MANUFACTURER: MANUFACTURER PART: VENDOR PART:</p> <p>0006 - EXTRA HEAVY DUTY MECHANICAL FOLDING GOOSENECK LOWBOY TRAILER, 60 TON</p> <p>CAPACITY CONCENTRATED IN ANY 10 FT. SECTION, OVERALL DIMENSIONS 8 FT, 6 IN. WIDE X 49 FT. 2 IN. LONG (11 FT 5 IN. GOOSENECK) 24 FT. MAIN LOADED DECK HEIGHT. 6 IN GROUND CLEARANCE, 84 IN. SWING CLEARANCE, THREE 25,000 LB. CAPACITY. REAR AXLES, AIR RIDE SUSPENSION, 16 1/2 IN X 7 IN. AIR BRAKES AUTOMATIC SLACK ADJUSTERS, NO PARKING BRAKES, ABS SYSTEM, TWELVE 10 STUD HU PILOTED 8.25 X 22.5 STEEL DISC WHEELS. TWELVE EXTRA HEAVY DUTY MECHANICAL 225/700R22 5'16 PLY LOW PROFILE RADIAL TIRES. 2 IN. KINGPIN SETTING, FOUR BEAM DESIGN OF 13,000 PSI YIELD FLANGES AND 80,000 LB. PSI WEBS. 2 1/4 IN. APITONG HARDWOOD FLOORING WITH BRIDGE CLIPS AND CARRIAGE FLOORED. TWELVE SWINGING REMOVEABLE OUT-RIGGERS PER SIDE. ONE D-RING ON EACH SIDE OF GOOSE NECK. TOW D RINGS ON EACH SIDE OF READ DECK. FIVE D RINGS ON EACH SIDE OF LOAD DECK MECHANICAL RAISED AND LOWERED GOOSE NECK USING TRUCK WINCH. AIR LOCK LATCHES ON GOOSE NECK. PIPE AT FRONT OF GOOSE NECK WITH CABLE LUGS FOR PICKUP EASE. LOAD BEARING WHEEL COVERS OVER REAR TIRES AND REAR DECK CENTER. 12 VOLT/7 WAY PLUG. SEALED BEAM LIGHTS, MID-TURN SIGNAL, REAR FLAPS, SANDBLASTED, PRIMED, AND FINISHED PINT 5 MILS IMRON FLEET WHITE, CONSPICUITY TAPE ON SIDES, OPERATOR MANUAL. 25,000 LB. APPROXIMATE EMPTY WITH FOB FLEET MANAGEMENT, JEFFERSON PARISH. LA.</p> <p>MANUFACTURER: MANUFACTURER PART: VENDOR PART:</p>	No Bid	
7	1.00	EA	<p>0007 - ONE TON PAYLOAD CAPACITY LIGHT DUTY FLATBED TRAILER 2,990 LBS.</p> <p>BID REVISED PER ADDENDUM #1</p>	No Bid	

INVITATION TO BID FROM JEFFERSON PARISH - continued

BID NO.: 50-00131987

SEALED BID

ITEM NUMBER	QUANTITY	U/M	DESCRIPTION OF ARTICLES	UNIT PRICE QUOTED	TOTALS
8	1.00	EA	<p>GVWR-6 FT. X 10 FT.L. LOAD DECK 48 IN. L. FULL WIDTH TWO-PIECE FOLDING LOAD RAMP COVERED WITH EXPANDED METAL. 2 IN A-FRAME BALL COUPLER, 2,000 LB. TOP WIND BOLT ON JACK. TWO 1/4 IN. SAFETY CHAINS WITH SAFETY LATCH HOOKS. 3 IN. CHANNEL TONGUE, 2 IN X 216 IN. ANGLE FRAME AND CROSS MEMBERS. 2 IN PINE DECK. 15 IN HIGH RAILING PERIMETER FABRICATED OF 2 3/8 IN. DIAMETER PIPE TOP. RAIL MULTI-LEAK SPRING SUSPENSION. 3,500 LB CAPACITY. EX LUB AXLE, 15 X 5 WHITE ONE TON PAYLOAD CAPACITY. LIGHT SPOKE 5-BOT WHEELS. TWO ST205/7R 15 IN. LOAD RANGE B TIRES, DOT STOP, TURN AND CLEARANCE LIGHTS, 54-WAY FLAT ELECTRICAL PLUG. ALL WIRING IN LOOM CONDUIT. FINISH PAINTED ACRYLIC ENAMEL RED OR BLACK</p> <p>MANUFACTURER: MANUFACTURER PART: VENDOR PART:</p> <p>0008 - SEVEN TON PAYLOAD CAPACITY TAG-A LONG LOWBOY TRAILER. 17,570 LBS.</p>	No Bid	
9	1.00	EA	<p>GVWR-16 FT L X 78 IN W. LOAD DECK. PLUS 36 IN. FULL WIDTH BEAVERTAIL WITH TWO 54 IN L X 21 IN W ADJUSTABLE, SPRING ASSISTED LOADING RAMPS INCLUDING GROUND BRACES. 21 IN MAXIMUM DECK HEIGHT, 2 IN. NOMINAL OAK DECK MATERIAL, THREE ROTATING D-RINGS PER SIDE, TWO 7,200 LB. DEXTOR TORQUE-FLEX AXLES WITH 12 1/4 IN. X 2 1/2 IN. ELECTRICAL BRAKES INCLUDING BREAK-AWAY SYSTEM, ADJUSTABLE ALIGNMENT TIRES ON 8 HOLE STEEL DISC WHEELS, 12,000 LB. BOLT-ON DROP LEGS. MANUAL CRANK CRANK JACK, FOUR POSITION CAST STEEL PINTLE EYE (1 5/8 IN. STOCK 2 5/8 IN. I.D.)WITH DUAL 3/8 IN. SAFETY CHAINS FLUSHED MOUNTED MFVSS #108 SEALED BEAM LIGHTS WITH SEALED MODULAR WIRING HARNESS, SEVEN-WAY ELECTRICAL PLUG COLOR. HIGHWAY SAFETY YELLOW.</p> <p>MANUFACTURER: MANUFACTURER PART: VENDOR PART:</p> <p>0009 - TWELVE TON PAYLOAD CAPACITY TAG-A-LONG TRAILER. 29,000 LB.</p> <p>GVWR- 19 FT L X 8 FT W LOAD DECK PLUS 5 FT. FULL WIDTH BEAVERTAIL WITH TOW. 72 IN. X 22 1/2 IN. W ADJUSTABLE, SPRING ASSISTED LOADING RAMPS INCLUDING GROUND BRACES. 34IN. MAXIMUM UNLOADED DECK HEIGHT WITH PIERCED BEAM</p>	\$16,575 ⁰⁰	\$16,575 ⁰⁰
BID REVISED PER ADDENDUM #1					

INVITATION TO BID FROM JEFFERSON PARISH - continued

BID NO.: 50-00131987

SEALED BID

ITEM NUMBER	QUANTITY	U/M	DESCRIPTION OF ARTICLES	UNIT PRICE QUOTED	TOTALS
10	1.00	EA	<p>CONSTRUCTION. 2 IN. NOMINAL OAK DECK MATERIAL, FULL WIDTH 8 IN. STEEL CHANNEL HEADBOARD, FIVE ROTATING D-RIGS PER SIDE, PIERCED BEAM CONSTRUCTION FOR LOW BED HEIGHT. HUTCH 9700 MULTI-POINT SPRING SUSPENSION WITH PIERCED BEAM CONSTRUCTION. 2 IN NOMINAL OAK DECK MATERIAL. FULL WIDTH 8 IN. STEEL CHANNEL HEADBOARD, FIVE TOTATING D-RIGS PER SIDE. PIERCED BEAM CONSTRUCTION FOR LOW BED HEIGHT, HUTCH 9700 MULTI-POINT SPRING SUSPENSION WITH RADIUS ROD AXLE TRACKING. TANDEM 12,000 LB. AXLES WITH 12 1/4 IN. X 5 IN. ELECTRICAL BREAK-AWAY SYSTEM, EIGHT 235/85R16E STEEL BELTED RADIAL TIRES MOUNTED ON 8 HOLE STEEL DISC TIRES. 12,000 LB. CAPACITY DROP LEG TOP CRANK, PARKING JACK, FOUR POSITION CAST Q STEEL PINTLE EYE (1 5/8 IN. STOCK; 3 IN. I.D.) WITH DUAL SAFETY CHANIS, DRAWBAR STORAGE AREA, FIVE ROTATING RINGS EQUALLY SPACED DOWN EACH SIDE OF THE TRAILER. FLUSH MOUNTED FMVSS 108 SEALED BEAM LIGHTS WITH GROMMENTS, ALL WIRING IN MODULAR NEOPRENE JACKT WITH SEVEN WAY ELECTRICAL PLUG, HIGHWAY SAFETY YELLOW.</p> <p>MANUFACTURER: <i>Trail Boss</i> MANUFACTURER PART: <i>TB20</i> VENDOR PART: <i>TB20</i></p> <p>0010 - FIFTEEN TON PAYLOAD CAPACITY TAG-A-LONG LOWBOY TRAILER. 35,900 LB.</p> <p>GVWR 19 IN. X 8 FT 6 IN. WITH LOAD DECK, PLUS 6 FT FULL WIDTH BEAVERTAIL WITH TOWO ADJUSTABLE SPRING-ASSIST LOADING RAMPS INCLUDING GRAND BRACES, 34 IN MAXIMUM UNLOADED DECK, HEIGHT WITH PIERCED BEAM CONSTRUCTION. 2 IN NOMINAL OAK DECK MATERIAL. FULL WIDTH 8 IN STEEL CHANNEL MATERIAL, FIVE ROTATING D-RINGS PER SIDE, PIERCED BEAM CONSTRUCTION FOR LOW BED HEIGHT. HUTCH H-9700 MULTI-POINT SPRING 50,000 LB SUSPENSION WITH RADIUS ROD AXLE TRACKING TANDEM 22,500 LB. AXLE WITH ANTI-LOCK AIR BRAKE SYSTEM, 4S2M SENSOR ALL WHEELS TOW MODULAR VALVES, SPRING BRAKE ON EACH AXLE. EIGHT 215.7R17.5 H STEEL BELTED RADIAL TIRES MOUNTED ON 8 HOLE PILOTED STEEL DISC WHEELS. 40,000 LB. LIFT CAPACITY. TOW SPEED CRANK PARKING JACK, FOUR POSITION CAST STEEL PINTLE EYE (1 5/8 IN STOCK, 3 IN I.D.) WITH DUAL SAFETY CHAINS, DRAWBAR STORAGE AREA, FIVE ROTATING D-RINGS EQUALLY SPACED DOWN EACH SIDE OF THE TRAILER. FLUSH MOUNTED FMVSS 108 SEALED BEAM LIGHTS IN</p>	<p><i>\$ 21,550⁰⁰</i></p>	<p><i>\$ 21,550⁰⁰</i></p>
BID REVISED PER ADDENDUM #1					

INVITATION TO BID FROM JEFFERSON PARISH - continued

BID NO.: 50-00131987

SEALED BID

ITEM NUMBER	QUANTITY	U/M	DESCRIPTION OF ARTICLES	UNIT PRICE QUOTED	TOTALS
11	1.00	EA	<p>RUBBER GROMMENTS. ALL WIRING IN MODULAR NEOPRENE JACKET WITH SEVEN WAY ELECTRICAL PLUG. HIGHWAY SAFETY YELLOW COLOR.</p> <p>MANUFACTURER: <i>Trail Boss</i> MANUFACTURER PART: <i>TB 20-1</i> VENDOR PART: <i>TB20-1</i></p> <p>0011 - FIFTEEN TON PAYLOAD CAPACITY TAG-A-LONG LOWBOY TRAILER, 39,500 LBS.</p> <p>GVWR: 19' L X 8'6" W LOAD DECK PLUS 6 FT FULL WIDTH BEAVERTAIL WITH TWO 72 IN. L X 22 1/2 IN. W. ADJUSTABLE SPRING ASSIST LOADING RAMPS INCLUDING GROUND BRACES. 34 IN. MAXIMUM DECK HEIGHT WITH PIERCED BEAM CONSTRUCTION. 2 IN. NOMINAL OAK DECK MATERIAL. FULL WIDTH 8" STEEL CHANNEL HEADBOARD. FIVE ROTATING D RINGS PER SIDE. PIERCED BEAM CONSTRUCTION FOR LOW BED HEIGHT. HUTCH H-9700 MULTI POINT 50,000 LB SUSPENSION WITH RADIUS ROD AXLE TRACKING. TANDEM 15,000 LB AXLES WITH 12 1/4 X 5" ELECTRIC BRAKES INCLUDING BRAKE AWAY SYSTEM. EIGHT 215/7R17.5 H STEEL BELTED RADIAL TIRES MOUNTED ON 8 HOLE PILOTED STEEL DISC WHEELS, 40,000 LB LIFT CAPACITY. TWO SPEED CRANK PARKING JACK. FOUR POSITION CAST STEEL PINTLE EYE 1 5/8 IN STOCK 3: (I.D.) WITH DUAL SAFETY CHAINS. DRAW BAR STORAGE AREA. FIVE ROTATING D-RINGS EQUALLY SPACED TAG-A-LONG LOWBOY TRAILER 48,000 LB MOUNTED, FMVSS #108 SEALED BEAM LIGHTS IN RUBBER GROMMENTS, ALL WIRING IN MODULAR NEOPRENE JACKET WITH SEVEN WAY ELECTRICAL PLUG DOWN EACH SIDE OF THE TRAILER. FLUSH MOUNTED FMVSS 108 SEALED BEAM LIGHTS IN RUBBER GROMMENTS. ALL WIRING IN MODULAR NEOPRENE JACKET WITH SEVEN WAY ELECTRICAL PLUG. HIGHWAY SAFETY YELLOW.</p> <p>MANUFACTURER: <i>Trail Boss</i> MANUFACTURER PART: <i>TB-15</i> VENDOR PART: <i>TB-15</i></p>	<i>*20,450⁰⁰</i>	<i>*20,450⁰⁰</i>
12	1.00	EA	<p>0012 - HEAVY DUTY 60 TON CAPACITY MECHANICAL FOLDING NECK LOWBOY TRAILER.</p> <p>120,000 LB LOAD CAPACITY CONCENTRATED IN ANY 10 FT/IN LOAD ARE. MINIMUM 24 TG LOAD DECK LENGTH WITH MAXIMUM 49 FT OVERALL TRAILER LENGTH. 8 FT.6 IN LOAD DECK HEIGHT AT RATED LOADED CAPACITY WITH MINIMUM 6 IN GROUND CLEARANCE. MINIMUM 84 IN. SWING CLEARANCE. THREE AXLES EACH HAVING</p> <p>BID REVISED PER ADDENDUM #1</p>	<i>No Bid</i>	

INVITATION TO BID FROM JEFFERSON PARISH - continued

BID NO.: 50-00131987

SEALED BID

ITEM NUMBER	QUANTITY	U/M	DESCRIPTION OF ARTICLES	UNIT PRICE QUOTED	TOTALS
13	1.00	EA	<p>25,000 CAPACITY. EACH AXEL 5 IN. ROUND WITH MINIMUM 5/8 INCH WALL THICKNESS. TAPERED SPINDLES. 77 N. TRACK. FULL AIR RIDE SUSPENSION WITH 50 IN AXLE SPREAD. AIR RAISING AND LOWERING VALVE. 16 1/2 UB, X 7 IN. AIR BRAKES (NO PARKING BRAKES). AUTOMATIC SLACK ADJUSTERS. 28 SPLINE. ABS 4S-2M. LOAD BEARING TYPE WHEEL WELL COVERS OVER REAR TRI-AXLE INCLUDING CENTER AREA BETWEEN TIRES. 10 HOLE STUD (LONG). HUB PILOTED STEEL CAST DRUMS. STEMCO OIL SEALS. STEEL DISC WHEELS. 8.25 X 22.5. TWELVE EACH SIDE. 225/70R22.5 16 PR LOW PROFILE RADIAL TIRES. MINIMUM SIX EACH RINGS PER SIDE. MINIMUM TWELVE EACH OUTRIGGERS PER SIDE TO EXTEND LOADBED WIDTH. EACH OUTRIGGER TO BE SWING-OUT AND REMOVABLE WITH POSITIVE LATCH IN STORED POSITION. GOOSENECK TO BE FULL LOAD WIDTH. GOOSENECK TO BE LOCKING FULL AIR POWER WITH CONTROL SWITCH. FRONT END PIPE, FRONT END WITH CABLE SLING AND APPROACH PLATFORM. SAE 2 IN. DROP IN KINGPINE PLATE HEIGHT TO BE 50 IN. ABOVE LEVEL GROUND. THICK APITONG HARDWOOD FLOORING. MINIMUM 10 IN CHANNEL CROSSMEMBER ON 24 IN. CENTERS. FOUR BEAM DESIGN. 130,000 PSI YIELD FLANGES AND 80,000 LB. PSI YIELD WEB MAIN BEAMS. TRUCK LIGHT SEALED BEAM WITH MI-TURN SIGNAL. 12 VOLT, 7 WAY ELECTRICAL PLUG AT FRONT OF TRAILER. 3M SIDE. OPERATOR AND MAINTENANCE MANUAL WITH ON-SITE DEMONSTRATION UPON DELIVERY. SANDBLAST, EPOXY PRIMER, FINISHED PAINTED FLEET WHITE POLYURETHANE PAINT TO A THICKNESS TO 5 MILS. AIR, ELECTRIC, AND HYDRAULIC LINES TO BE INSTALLED AFTER PAINTING.</p> <p>MANUFACTURER: MANUFACTURER PART: VENDOR PART:</p> <p>0013 - HEAVY DUTY HYDRA NECK 35 TON DETACHABLE GOOSENECK LOWBOY TRAILER.</p> <p>CAPACITY-70,000 LBS. TRAILER WEIGHT-18,000 LBS DECK. WIDTH-8 FT. 6 IN. DECK LENGTH-22 FT. OVERALL LENGTH-44 FT. 5 IN. HEIGHT 24 IN. (LOADED) 80,000 PSI MINIMUM YIELD STEEL MAIN FRAME. FOUR FABRICATED 16 IN. DEEP CAMBERED I-BEAMS, CROSSMEMBERS 10 IN. PIERCE I-BEAMS SPACED AT 24 IN. GOODNECK LENGTH 102 IN. (SWING CLEARANCE). FIFTH WHEEL HEIGHT STANDARD 50 IN. DECKING 2 IN. NOMINAL HARDWOOD. WIRING HARNESS 7 WAY ATA PLUG. FRONT RAMP-FRONT FLIP WITH GROUSERS. MANUALLY RAISE AND LOWER VALVE.</p> <p>BID REVISED PER ADDENDUM #1</p>	<p>#52,972⁰⁰</p> <p>52,972⁰⁰</p>	

INVITATION TO BID FROM JEFFERSON PARISH - continued

BID NO.: 50-00131987

SEALED BID

ITEM NUMBER	QUANTITY	U/M	DESCRIPTION OF ARTICLES	UNIT PRICE QUOTED	TOTALS
14	1.00	EA	<p>HYDRAULICS-WETLINE HOOK-UP FOR TRACTORS. PTO OPERATIONS CONTROL. CONTROL VALVE EYE LEVEL. 4 INCH RELIEF GOOSENECK. PAINT-WHITE WITH EAGER BEAVER DECALS. EIGHT TIRES 275-70R22.5 (H) STEEL BELTED RADIALS. HBS/WHEELS-4 DISC TYPE HUBS. EIGHT 8.25 X 22.5 DISC TYPE WHEELS. STEMCO OIL SEALS. HUB PILOTED, SUSPENSION AIR RIDE (COMBINED CAPACITY 75,000 LBS.) DUMP VALVE AXLE. TWO 5 IN. DIAMETER, 25,000 LBS. EACH. TIE DOWNS 7 EACH PER SIDE ROTO RINGS. BRAKES ABS SYSTEM WITH SPRING BRAKES. FORLER POWER PACK. PARKING CAST STEEL OUTRIGGERS. 14 HP KOHLER POWER PACK.</p> <p>MANUFACTURER: <i>Talbert</i> MANUFACTURER PART: <i>T2-35CC-HK6-T1</i> VENDOR PART: <i>Talbert 35CC</i></p> <p>0014 - HEAVY DUTY HYDRA NECK 50 TON DETACHABLE GOOSENECK LOWBOY TRAILER.</p> <p>CAPACITY 100,000 LBS. TRAILER WEIGHT 20,5000 LBS. DECK WIDTH 8 FT. 6 IN. DECK LENGTH-24 FT. OVERALL LENGTH-48 FT. 6 IN. HEIGHT-24 IN. 80,000 PSI. MINIMUM YIELD STEEL MAINFRAME, FOUR FABRICATED 16 IN. DEEP CAMBERED I-BEAMS. CROSSMEMEBERS-10 IN. PIERCED I-BEAMS SPACED AT 24 IN. GOOSENECK LENGTH-102 IN (SEING CLEARANCE). FIFTH WHEEL HEIGHT-STANDARD 50 IN. DECKING. 5.00 NOMINAL HARDWOOD, WIRING HARNESS 7 WAY ATA PLUG. FRONT RAMP-FRONT FLIP WITH GROUSERS. MANUAL RAISE AND LOWER VALVE. HYDRAULIC WELINE HOOK-UP FOR TRACTOR PTO LEVEL. 4 INCH RELIEF GOOSENECK, AIR LIFT 3RD AXLE. PAINT-PARISH WHITE WITH EAGER BEAVER DECALS. TIRES-275-70RSS. 5 (H) STEEL BELTED RADIALS. HUBS/WHEELS-SIX DISC TYPE WHEELS. STEMCO OIL SEALS. HUB PILOTED, SUSPENSION AIR RID (COMBINED CAPACITY 75,000 LBS.) DUMP VALVE, AXLE THREE 5 IN. DIAMETER, 25,000 LBS. EACH. TIE DOWNS-7 EACH PER SIDE ROTO RINGS. BRAKES-ABS SYSTEM WITH SPRIN BRAKES FOR PARKING. CAST STEEL OUTRIGGERS. 14 HP KOHLER POWER PACK</p> <p>MANUFACTURER: <i>Talbert</i> MANUFACTURER PART: <i>T3-50CC-HK6-T1</i> VENDOR PART: <i>Talbert 50CC</i></p> <p>0015 - HEAVY DUTY HYDRA NECK 55 TON DETACHABLE GOOSENECK LOWBOY TRAILER.</p> <p>BID REVISED PER ADDENDUM #1</p>	<p><i>\$64,393⁰⁰</i></p> <p><i>\$92,139⁰⁰</i></p>	<p><i>\$64,393⁰⁰</i></p> <p><i>\$92,139⁰⁰</i></p>

INVITATION TO BID FROM JEFFERSON PARISH - continued

BID NO.: 50-00131987

SEALED BID

ITEM NUMBER	QUANTITY	U/M	DESCRIPTION OF ARTICLES	UNIT PRICE QUOTED	TOTALS
16	1.00	EA	<p>CAPACITY-110,000LBS. TRAILER WEIGHT-22,650 LBS. DECK WIDTH 8 FT 6 IN. DECK LENGTH-25 FT OVERALL LENGTH-51 FT 2 IN. HEIGHT-24 IN. 80,000 PSI. MINIMUM YIELD STEEL MANIFRAME, FOUR FABRICATED 16 INCHY DEEP CAMBERED I-BEAMS. CROSSMEMBERS-10 IN. PIERCED-1-10 SPACED AT 24 IN. GOOSENECK LENGTH. 102. IN (SWING CLEARANCE). FIFTH WHEEL HEIGHT-STANDARD 50 IN. DECKING-2 IN. NOMINAL HARDWOOD. WIRING HARNESS 7 WAY ATA PLUG. FRONT RAMP-FRONT FLIP WITH GROUSSERS. MANUAL RAISE AND LOWER VALVE. HYDRAULICS-WETLINE HOOK-UP FOR TRACTOR. PTO OPERATIONS, CONTROLS-CONTROL VALVE AT EYE LEVEL. 4 IN. RELIEF GOOSENECK. AIR LIFT 3RD AXLE. PAINT-PARISH WHITE WITH EAGER BEAVER DECALS. TIRES-275/70R22.5 (H) STEEL BELTED RADIAL. HUBS/WHEELS SIX DISC TYPE HUMBS. TWELVE 8.25 X 22.5 DISC TYPE WHEELS. STEMCO OIL SEALS. HUB PILOTED.SUSPENSION AIR RIDE (COMBINED CAPACITY 75,000 LBS.) DUMP VALVE. AXLE THREE 5 IN. DIAMETER, 25,000 LBS. EACH. TIE DOWNS-7 EACH PER SIDE ROTO RINGS. BRAKES-ABS SYSTEM WITH SPRING BRAKES FOR PARKING. CAST STEEL OUTRIGGERS. 4TH FLIP AXLE 14 HP KOHLER POWER PACK. LOAD BEARING WHEEL COVERS. ALUMINUM WHEELS.</p> <p>MANUFACTURER: <i>Talbert</i> MANUFACTURER PART: <i>T4-SSCC-1426-T1</i> VENDOR PART: <i>Talbert SSCC</i></p> <p>0016 - HEAVY DUTY HYDRA NECK 60 TON DETACHABLE GOOSENECK LOWBOY TRAILER.</p> <p>CAPACITY-120,000 LBS. DECK WIDTH-8 FT. 6 IN. DECK LENGHT-25 FT. OVERALL LENGTH-53 FT. HEIGHT-24 IN. 80,000 PSI. MINIMUM</p> <p>YIELD STEEL FRAM. FOUR CROSSMEMBERS-10 IN. PIERCED I-BEAMS SPACED AT 24 IN. GOOSENECK LENGTH-102 IN. NOMINAL HARDWOOD. WIRING HARNESS-7 WAY ATA PLUG. FRONT RAMP-FRONT FLIP WITH GROUSSERS. MANUAL RAISE AND LOWER VALVE HYDRAULICS. WETLINE HOOK-UP FOR TRACTOR. PTO OPERATIONS. CONTROL VALVE AT EYE LEVEL. 4 IN. RELIEF GOOSENECK. AIR LIFT THIRD AXLE. PAINT-PARISH WHITE WITH EAGER BEAVER DECALS. TIRES-275/70R22.5 (H) STEEL BELTED RADIAL. HUBS/WHEELS-SIX DISC TYPE HUMBS. TWELVE 8.25 X 22.5 DISC TYPE WHEELS. STEMCO OIL SEALS,HUB PILOTED. SUSPENSION AIR RIDE (COMBINED CAPACITY 75,000 LBS.) DUMP VALVE. AXLE-THREE 5 IN DIAMETER 25,000 LBS. EACH. TIE DOWNS-7 EACH PER SIDE ROTO RINGS.</p> <p>BID REVISED PER ADDENDUM #1</p>	<i>\$99,511.00</i>	<i>\$99,511.00</i>

INVITATION TO BID FROM JEFFERSON PARISH - continued

BID NO.: 50-00131987

SEALED BID

ITEM NUMBER	QUANTITY	U/M	DESCRIPTION OF ARTICLES	UNIT PRICE QUOTED	TOTALS
17	1.00	EA	<p>BRAKES-ABS SYSTEM WITH SPRING BRAKES FOR PARKING. CAST STEEL OUT-RIGGERS. 4TH FLIP AXLE. 14 HP KOHLER POWER PACK. LOAD BEARING WHEEL COVERS. ALUMINUM WHEELS (OUTSIDE).</p> <p>MANUFACTURER: <i>Talbert</i> MANUFACTURER PART: <i>T4-60 CC - HRG - T1</i> VENDOR PART: <i>Talbert 60 CC</i></p> <p>0017 - HEAVY DUTY DUMP TRAILER-FRAME TYPE TRI-AXLE 30 YD. TRAILER. LENGTH-</p> <p>30 FT. CROSS SILL, 15 IN. SIDE THICKNESS 250 IN. SUSPENSION-INTRA-AXLE WHEEL TYPE STTEL BUDD. TIRE SIZE-11R25.5 AND REAR APRON. ONE ELECTRIC TARP RACK. NOTE-ALUMINUM TRAILER.</p> <p>MANUFACTURER: <i>MATE</i> MANUFACTURER PART: <i>30' SEMI Frameless</i> VENDOR PART: <i>MATE 30'</i></p>	<i>\$55,918⁰⁰</i>	<i>\$55,918⁰⁰</i>
18	1.00	EA	<p>0018 - MULTI-TANK FUEL TRAILER</p> <p>ULTI-TANK FEUL TRAILER WITH 7-110 GALLON DIESEL FUEL TANKS;INDEPENDENTLY MOUNTED ON A FRAME WITH SPRING LOADED BOLTS; BUILT WITH TUBED FRAMING AND 2" TOP AND BOTTOM HORIZONTAL SUPPORTS; WALKING AXLES; ALL TANKS BUILD WITH CORNER BRACING; 54" CABINET WITH TWO "GULL WING" DOORS; 5 X 2" TUBE FRAME; 2-6000 SPRING AXLES WITH ELECTRIC BRAKES ;ALUMINUM, 235-80-R16 WHEELS AND TIRES; DOT LIGHTING; 7-110 GALLON DIESEL FUEL TANKS; HONDA ELECTRIC START 50 GPM FUEL PUMP; FILL-RIGHT 901 MECHANICAL METER; REEL CRAFT 1" X 50' DIESEL REEK WITH HIGH FLOWW AUTO NOZZLE AND SWIVEL; 1-110 STAINLESS STEEL DEF TANK; 12V DEF PUMP WITH 3-WAY VALVE; REEL CRAFT 1/2" X 50' DEF REEL WITH NOZZLE; 4" X 6" LED WORK LIGHT; PRIMER POWDER COAT FINISH.</p> <p>** REQUIRES LOUISIANA DEALER'S LICENCE** MANUFACTURER- MANUFACTURER PART- VENDOR PART-</p>	<i>No Bid</i>	
19	1.00	EA	<p>0019 - ECONOMY MOBILE FUEL TRAILER- 500 GALLON ECONOMY SIZE FUEL TRAILER</p> <p>TANKS INTERNALLY BAFFLED; TRAILER WILL COME EQUIPPED WITH ELECTRIC BRAKES, WHITE SPOKES WITH RADIALS,REMOVABLE DROP LEG JACK, SAFETY CHAINS, ADJUSTABLE</p> <p>BID REVISED PER ADDENDUM #1</p>	<i>No Bid</i>	

INVITATION TO BID FROM JEFFERSON PARISH - continued

BID NO.: 50-00131987

SEALED BID

ITEM NUMBER	QUANTITY	U/M	DESCRIPTION OF ARTICLES	UNIT PRICE QUOTED	TOTALS
20	1.00	EA	<p>HEIGHT HITCH AND ALL DOT LIGHTING, AND 12 VOLD FUEL PUMP</p> <p>**REQUIRES LOUISIANA DEALER'S LICENSE** MANUFACTURER: MANUFACTURER PARTS: VENDOR PART-</p> <p>0020 - ECONOMY MOBILE FUEL TRAILER- 900 GALLON ECONOMY SIZE FUEL TRAILER</p> <p>TANKS INTERNALLY BAFFLED. TRAILER COMES EQUIPPED WITH ELECTRIC BRAKES, WHITE SPOKES WITH RADIALS, REMOVABLE DROP LEG JACK, SAFETY CHAINS, ADJUSTABLE HEIGHT HITCH AND ALL DOT LIGHTING, AND 12-VOLT FUEL PUMP.</p> <p>**LOUISIANA DEALER'S LICENSE REQUIRED** MANUFACTURER: MANUFACTURER PART: VENDOR:</p>	No Bid	
21	1.00	EA	<p>0021 - DELUXE MOBILE FUEL TRAILER- 500 GALLON CAPACITY</p> <p>TANKS INTERNALLY BAFFLED; DELUXE TRAILER COMES STANDARD WITH SPACE TO ACCOMODATE FOR DEF UPGRADE AT FUTURE DATE. TRAILER COMES EQUIPPED WITH 54" CABINET WITH TWO BOTTOM OPENING LOCKABLE DOORS, ELECTRIC BRAKES, WHITE MOD WITH RANDIALS, REMOVABVLE DROP LEG JACK, SAFETY CHAINS, ADJUSTABLE HEIGHT HITCH AND ALL DOT LIGHTING.</p> <p>LOCKABLE CABINET TO HOUSE ON 25' X 1" DIESEL FUEL REEL WITH HUSKY AUTO NOZZLE AND HIGH FLOW FUEL SWIVEL. ONE 5.5 HP HONDA ENGINE WITH 2" TRANSFER PUMP WITH DOUBLE FILTER HEAD AND FILTERS, CAPABLE OF PRODUCING 40 GPM, HIGH FLOW FR901 40 GPM MECHANICAL METER WITH RESETTABLE ACCUMULATOR FLOW RATE TOTALIZER TO 99.9 GPM. ONE 23" X 3 AND ONE 23" X 5" DEEP DRAWER.</p> <p>**REQUIRES LOUISIANA DEALER'S LICENSE** MANUFACTURER: MANUFACTURER PART: VENDOR PART:</p>	No Bid	
22	1.00	EA	<p>0022 - DULUXE MOBILE FUEL TRAILER- 750 GALLON CAPACITY; TANKS INTERNALLY</p> <p>BAFFLED; DELUXE TRAILER COMES STANDARD WITH SPACE TO ACCOMMODATE FOR DEF UPGRADE AT FUTURE DATE. TRAILER COMES EQUIPPED WITH ON 54" CABINET WITH TWO</p>	No Bid	
BID REVISED PER ADDENDUM #1					

INVITATION TO BID FROM JEFFERSON PARISH - continued

BID NO.: 50-00131987

SEALED BID

ITEM NUMBER	QUANTITY	U/M	DESCRIPTION OF ARTICLES	UNIT PRICE QUOTED	TOTALS
23	1.00	EA	<p>BOTTOM OPENING LOCKABLE DOORS, ELECTRIC BRAKES, WHITE MOD WITH RADIALS, REMOVABLE DROP LEG JACK, SAFETY CHAINS, ADJUSTABLE HEIGHT HITCH, AND ALL DOT LIGHTING.</p> <p>LOCKABLE CABINET TO HOUSE ON 25' X 1" DIESEL FUEL REEL WITH HUSKY AUTO NOZZLE AND HIGH FLOW FUEL SWIVEL. ONE 5.5 HONDA ENGINE WITH 2" TRANSFER PUMP WITH DOUBLE FILTER HEAD AND FILTERS, CAPABLE OF PRODUCING 40 GPM, HIGH FLOW FR901 40 GPM MECHANICAL METER WITH RESETTABLE ACCUMULATOR FLOW RATE TOTALIZER TO 99.9 GPM. ONE 23" X 3 AND ONE 23" X 5" DEEP DRAWER.</p> <p>** REQUIRES LOUISIANA DEALER'S LICENSE**</p> <p>MANUFACTURER- MANUFACTURER PART- VENDOR PART-</p>	No Bid	
			<p>0023 - DULUXE MOBILE FUEL TANKER- 990 GALLON CAPACITY TANKS INTERNALLY BAFFLED; DELUXE TRAILER COMES STANDARD WITH SPACE TO ACCOMMODAE FOR DEF UPGRADE AT FUTURE DATE; TRAILER COMES EQUIPPED WITH ON 54" CABINET WITH TWO BOTTOM OPENING LOCKABLE DOORS, ELECTRIC BRAKES, WHITE MOD WITH RADIALS, REMOVABLE DROP LEG JACK, SAFETY CHAINS, ADJUSTABLE HEIGHT HITHC AND ALL DOT LIGHTING.</p> <p>LOCKABLE CABINET TO HOUSE ON 25' X 1" DIESE FUEL REEL WITH HUSKY AUTO NOZZLE AND HIGH FLOW FUEL SWIVEL. ONE 5.5 HP HONDA ENGINE WITH 2" TRANSFER PUMP WITH DOUBLE FILTER HEAD AND FILTERS, CAPABLE OF PRODUCING 40 GPM, HIGH FLOW FR901 40 GPM MECHANICAL METER WITH RESETTABLE ACCUMULATOR FLOW RATE TOTALIZER TO 99.9 GPM ONE 23" X 3 AND ONE 23" X 5 DEEP DRAWER.</p> <p>MANUFACTURER- MANUFACTURER PART- VENDOR PART-</p> <p>**A LOUISIANA DEALERS LICENSE REQUIRED FOR ALL ITEMS**</p> <p>***PLEASE SEE ATTACHED SPECIFICATIONS***</p>		
BID REVISED PER ADDENDUM #1					

Non-Public Works Bid

AFFIDAVIT

Louisiana

STATE OF _____

PARISH/COUNTY OF Terrebonne

BEFORE ME, the undersigned authority, personally came and appeared: Scott

Oliphant, (Affiant) who after being by me duly sworn, deposed and said that
he/she is the fully authorized President of Kenworth of South Louisiana LLC (Entity),
the party who submitted a bid in response to Bid Number 50-00131987, to the Parish of
Jefferson.

Affiant further said:

Campaign Contribution Disclosures

(Choose A or B, if option A is indicated please include the required attachment):

Choice A ^x

Attached hereto is a list of all campaign contributions, including the date and amount of each contribution, made to current or former elected officials of the Parish of Jefferson by Entity, Affiant, and/or officers, directors and owners, including employees, owning 25% or more of the Entity during the two-year period immediately preceding the date of this affidavit or the current term of the elected official, whichever is greater. Further, Entity, Affiant, and/or Entity Owners have not made any contributions to or in support of current or former members of the Jefferson Parish Council or the Jefferson Parish President through or in the name of another person or legal entity, either directly or indirectly.

Choice B _____

there are **NO** campaign contributions made which would require disclosure under Choice A of this section.

Notary Search - Detail

Name: MS. MELISSA BONVILLAIN
Address: 305 BLAKEFIELD DRIVE
SCHRIEVER, LA 70395
Phone: (985) 387-0883
Notary ID Number: 133041
Parish: TERREBONNE with STATEWIDE JURISDICTION
Agency: N/A
Notary Type: Non Attorney
Status: Active
Commission Date: 08/16/2013
Oath Date: 08/06/2013
Surety Expiration Date: 08/16/2023
Annual Report Current: Yes

Notary Events

Suspension From: 08/17/2018 To: 08/22/2018

Deceased, Inactivated, Leave of Absence, Pre-Assessment Registration, Pre-Assessment Taken, Resigned, Retirement, and Revoked events are not available prior to February 11, 2012.

[Back to Search Results](#)[New Search](#)

CORPORATE RESOLUTION

EXCERPT FROM MINUTES OF MEETING OF THE BOARD OF DIRECTORS OF
Kenworth of South Louisiana LLC dba Kenworth of Louisiana

INCORPORATED.

AT THE MEETING OF DIRECTORS OF Kenworth of South Louisiana LLC dba Kenworth of Louisiana
INCORPORATED, DULY NOTICED AND HELD ON 09/18/2020,
A QUORUM BEING THERE PRESENT, ON MOTION DULY MADE AND SECONDED. IT
WAS:

RESOLVED THAT Scott Oliphant, BE AND IS HEREBY
APPOINTED, CONSTITUTED AND DESIGNATED AS AGENT AND ATTORNEY-IN-
FACT OF THE CORPORATION WITH FULL POWER AND AUTHORITY TO ACT ON
BEHALF OF THIS CORPORATION IN ALL NEGOTIATIONS, BIDDING, CONCERNS
AND TRANSACTIONS WITH THE PARISH OF JEFFERSON OR ANY OF ITS AGENCIES,
DEPARTMENTS, EMPLOYEES OR AGENTS, INCLUDING BUT NOT LIMITED TO, THE
EXECUTION OF ALL BIDS, PAPERS, DOCUMENTS, AFFIDAVITS, BONDS, SURETIES,
CONTRACTS AND ACTS AND TO RECEIVE ALL PURCHASE ORDERS AND NOTICES
ISSUED PURSUANT TO THE PROVISIONS OF ANY SUCH BID OR CONTRACT, THIS
CORPORATION HEREBY RATIFYING, APPROVING, CONFIRMING, AND ACCEPTING
EACH AND EVERY SUCH ACT PERFORMED BY SAID AGENT AND ATTORNEY-IN-
FACT.

I HEREBY CERTIFY THE FOREGOING TO BE
A TRUE AND CORRECT COPY OF AN
EXCERPT OF THE MINUTES OF THE ABOVE
DATED MEETING OF THE BOARD OF
DIRECTORS OF SAID CORPORATION, AND
THE SAME HAS NOT BEEN REVOKED OR
RESCINDED.



SECRETARY-TREASURER

09/18/2020

DATE

STANDARD INSURANCE REQUIREMENTS FOR BIDDING PURPOSES

All required insurance under this bid shall conform to Jefferson Parish Resolution No. 113646 or No. 113647, as applicable. Contractors may not commence any work under any ensuing contract unless and until all required insurance and associated evidentiary requirements thereto have been met, along with any additional specifications contained in the **Invitation to Bid**. Except as where otherwise precluded by law, the Parish Attorney or his designee, with the concurrence of the Director of Risk Management or his designee, may agree on a case-by-case basis, to deviate from Jefferson Parish's standard insurance requirements, as provided in this Section. Vendors requesting deviation therefrom shall submit such requests in writing, along with compelling substantiation, to the Purchasing Department prior to the bid's due date. Any changes to the insurance requirements will be reflected in the bid specifications and addenda. Prior to contract execution and at all times thereafter during the term of such contract, contractors must provide and continuously maintain all coverages as required by the foregoing Resolutions, and the contract documents. Failure to do so shall be grounds for suspension, discontinuation or termination of the contract.

For bidding purposes, bidders must submit with bid submission a current (valid) insurance certificate evidencing the required coverages. Failure to comply will cause bid to be rejected. The current insurance certificate will be used for proof of insurance at time of evaluation. Thereafter, and prior to contract execution, the low bidder will be required to provide final insurance certificates to the Parish which shall name **the Jefferson Parish, its Districts Departments and Agencies under the direction of the Parish President and the Parish Council** as additional insureds regarding negligence by the contractor for the Commercial General Liability and the Comprehensive Automobile Liability policies. Additionally, said certificates should reflect the name of the Parish Department receiving goods and services and reference the respective Jefferson Parish bid number.

JEFFERSON PARISH REQUIRED STANDARD INSURANCE



WORKER'S COMPENSATION INSURANCE

As required by Louisiana State Statute, exception; Employer's Liability, Section B shall be \$1,000,000 per occurrence when Work is to be over water and involves maritime exposures to cover all employees not covered under the State Worker's Compensation Act, otherwise this limit shall be no less than \$500,000 per occurrence.

Note: If your company is not required by law to carry workmen's compensation insurance, i.e. not a Louisiana company, sole employee of the company, then bidders must request a workmen's compensation insurance declaration affidavit prior to the bid opening date. This insurance declaration affidavit must be fully completed, signed, properly notarized and submitted with the bid. A scanned copy may be submitted with the bid; however, the successful bidder must submit the original affidavit in its original format and without material alteration upon contract execution. Failure to comply will result in the bid submission being

rejected as non-responsive. The Parish reserves the right to award bid to the next lowest responsive and responsible bidder in this event.

☒ **COMMERCIAL GENERAL LIABILITY**

Shall provide limits not less than the following: \$1,000,000.00 Combined Single Limit per Occurrence for bodily injury and property damage.

☐ **COMPREHENSIVE AUTOMOBILE LIABILITY**

Bodily injury liability \$1,000,000.00 each person; \$1,000,000.00 each occurrence.
Property Damage Liability \$1,000,000.00 each occurrence.

Note: This category may be omitted if bidders do not/will not utilize company vehicles for the project or do not possess company vehicles. Bidder must request an automobile insurance declaration affidavit prior to the bid opening date. This insurance declaration affidavit must be fully completed, signed, properly notarized and submitted with the bid. A scanned copy of the completed, signed and properly notarized affidavit may be submitted with the bid; however, the successful bidder must submit the original affidavit in its original format and without material alteration upon contract execution. Failure to comply will result in the bid submission being rejected as non-responsive. The Parish reserves the right to award bid to the next lowest responsive and responsible bidder in this event.

DEDUCTIBLES - The Parish Attorney with concurrence of the Director of Risk Management have waived the deductible section of the Terms and Conditions for all Invitations to Bid, until further notice.

UMBRELLA LIABILITY COVERAGE

An umbrella policy or excess may be used to meet minimum requirements.

FOR CONSTRUCTION AND RENOVATION PROJECTS:

The following are required unless otherwise specified in the bid. Such insurance is due upon contract execution.

1) **OWNER'S PROTECTIVE LIABILITY**

To be for the same limits of liability for bodily injury and property damage liability established for commercial general liability.

2) **BUILDER'S RISK INSURANCE**

The contractor shall maintain Builder's Risk Insurance at his own expense to insure both the owner (Parish of Jefferson) and contractor as their interest may appear.



SOUTTRU-03

JCAMPBELL3

CERTIFICATE OF LIABILITY INSURANCE

DATE (MM/DD/YYYY)

9/17/2020

THIS CERTIFICATE IS ISSUED AS A MATTER OF INFORMATION ONLY AND CONFERS NO RIGHTS UPON THE CERTIFICATE HOLDER. THIS CERTIFICATE DOES NOT AFFIRMATIVELY OR NEGATIVELY AMEND, EXTEND OR ALTER THE COVERAGE AFFORDED BY THE POLICIES BELOW. THIS CERTIFICATE OF INSURANCE DOES NOT CONSTITUTE A CONTRACT BETWEEN THE ISSUING INSURER(S), AUTHORIZED REPRESENTATIVE OR PRODUCER, AND THE CERTIFICATE HOLDER.

IMPORTANT: If the certificate holder is an **ADDITIONAL INSURED**, the policy(ies) must have **ADDITIONAL INSURED** provisions or be endorsed. If **SUBROGATION IS WAIVED**, subject to the terms and conditions of the policy, certain policies may require an endorsement. A statement on this certificate does not confer rights to the certificate holder in lieu of such endorsement(s).

PRODUCER License # 231432 Hub International Gulf South 8550 United Plaza Blvd Suite 500 Baton Rouge, LA 70809	CONTACT NAME: PHONE (A/C, No, Ext): (800) 789-7365 FAX (A/C, No): (225) 218-2401 E-MAIL ADDRESS: <table border="1" style="width: 100%; border-collapse: collapse;"> <tr> <th style="width: 80%;">INSURER(S) AFFORDING COVERAGE</th> <th style="width: 20%;">NAIC #</th> </tr> <tr> <td>INSURER A : New York Marine & General Insurance</td> <td>16608</td> </tr> <tr> <td>INSURER B : Great American Assurance Company</td> <td>26344</td> </tr> <tr> <td>INSURER C : AGCS Marine Insurance Company</td> <td>22837</td> </tr> <tr> <td>INSURER D :</td> <td></td> </tr> <tr> <td>INSURER E :</td> <td></td> </tr> <tr> <td>INSURER F :</td> <td></td> </tr> </table>	INSURER(S) AFFORDING COVERAGE	NAIC #	INSURER A : New York Marine & General Insurance	16608	INSURER B : Great American Assurance Company	26344	INSURER C : AGCS Marine Insurance Company	22837	INSURER D :		INSURER E :		INSURER F :	
INSURER(S) AFFORDING COVERAGE	NAIC #														
INSURER A : New York Marine & General Insurance	16608														
INSURER B : Great American Assurance Company	26344														
INSURER C : AGCS Marine Insurance Company	22837														
INSURER D :															
INSURER E :															
INSURER F :															
INSURED Southland Truck Group, LLC PO Box 1450 Gray, LA 70359															

COVERAGES**CERTIFICATE NUMBER:****REVISION NUMBER:**

THIS IS TO CERTIFY THAT THE POLICIES OF INSURANCE LISTED BELOW HAVE BEEN ISSUED TO THE INSURED NAMED ABOVE FOR THE POLICY PERIOD INDICATED. NOTWITHSTANDING ANY REQUIREMENT, TERM OR CONDITION OF ANY CONTRACT OR OTHER DOCUMENT WITH RESPECT TO WHICH THIS CERTIFICATE MAY BE ISSUED OR MAY PERTAIN, THE INSURANCE AFFORDED BY THE POLICIES DESCRIBED HEREIN IS SUBJECT TO ALL THE TERMS, EXCLUSIONS AND CONDITIONS OF SUCH POLICIES. LIMITS SHOWN MAY HAVE BEEN REDUCED BY PAID CLAIMS.

INSR LTR	TYPE OF INSURANCE	ADDL INSD	SUBR WVD	POLICY NUMBER	POLICY EFF (MM/DD/YYYY)	POLICY EXP (MM/DD/YYYY)	LIMITS
A	<input checked="" type="checkbox"/> COMMERCIAL GENERAL LIABILITY			AU2019DOP00242	11/1/2019	11/1/2020	EACH OCCURRENCE \$ 1,000,000
	<input type="checkbox"/> CLAIMS-MADE <input checked="" type="checkbox"/> OCCUR						DAMAGE TO RENTED PREMISES (Ea occurrence) \$
	<input checked="" type="checkbox"/> Garage Liability						MED EXP (Any one person) \$ 5,000
	GEN'L AGGREGATE LIMIT APPLIES PER: <input checked="" type="checkbox"/> POLICY <input type="checkbox"/> PROJECT <input type="checkbox"/> LOC						PERSONAL & ADV INJURY \$
	OTHER:						GENERAL AGGREGATE \$ 3,000,000
							PRODUCTS - COMP/OP AGG \$
A	<input checked="" type="checkbox"/> AUTOMOBILE LIABILITY			AU2019DOP00242	11/1/2019	11/1/2020	COMBINED SINGLE LIMIT (Ea accident) \$ 1,000,000
	<input checked="" type="checkbox"/> ANY AUTO OWNED AUTOS ONLY						BODILY INJURY (Per person) \$
	<input type="checkbox"/> SCHEDULED AUTOS						BODILY INJURY (Per accident) \$
	<input type="checkbox"/> HIRED AUTOS ONLY						PROPERTY DAMAGE (Per accident) \$
							\$
A	<input checked="" type="checkbox"/> UMBRELLA LIAB			UM2019DOP00239	11/1/2019	11/1/2020	EACH OCCURRENCE \$ 10,000,000
	<input type="checkbox"/> EXCESS LIAB						AGGREGATE \$ 10,000,000
	DED <input checked="" type="checkbox"/> RETENTION \$ 10,000						\$
	WORKERS COMPENSATION AND EMPLOYERS' LIABILITY						PER STATUTE OTH-ER
	ANY PROPRIETOR/PARTNER/EXECUTIVE OFFICER/MEMBER EXCLUDED? (Mandatory in NH)						E.L. EACH ACCIDENT \$
	If yes, describe under DESCRIPTION OF OPERATIONS below						E.L. DISEASE - EA EMPLOYEE \$
							E.L. DISEASE - POLICY LIMIT \$
B	Contingent Lease			402629706	11/1/2019	11/1/2020	Liability \$ 5,000,000
C	Dealer's Open Lot			MXI93079185	4/15/2020	4/15/2021	Limit For All Locs \$ 30,960,918

DESCRIPTION OF OPERATIONS / LOCATIONS / VEHICLES (ACORD 101, Additional Remarks Schedule, may be attached if more space is required)

Bid Number: 50-00131987 / Addendum #1
 Garage Liability Deductible \$5,000
 Garagekeepers Limit Per Applicable Location: \$500,000
 Garagekeepers Deductibles: Collision \$2,500; Comprehensive \$2,500/\$12,500
 Dealer Open Lot Deductibles: Collision \$2,500/\$10,000; Comprehensive \$2,500/\$10,000; Weather/Flood If Included, Varies Per Location.
 Contingent Lease Physical Damage Deductible \$5,000 Per Vehicle

CERTIFICATE HOLDER**CANCELLATION**

Parish of Jefferson, its Districts, Departments & Agencies;
 under the direction of the Parish
 President & the Parish Council
 4901 Jefferson Hwy
 Jefferson, LA 70121

SHOULD ANY OF THE ABOVE DESCRIBED POLICIES BE CANCELLED BEFORE THE EXPIRATION DATE THEREOF, NOTICE WILL BE DELIVERED IN ACCORDANCE WITH THE POLICY PROVISIONS.

AUTHORIZED REPRESENTATIVE

**ADDITIONAL REMARKS SCHEDULE**

AGENCY Hub International Gulf South		License # 231432	NAMED INSURED Southland Truck Group, LLC PO Box 1450 Gray, LA 70359
POLICY NUMBER SEE PAGE 1			
CARRIER SEE PAGE 1	NAIC CODE SEE P 1	EFFECTIVE DATE: SEE PAGE 1	

ADDITIONAL REMARKS

THIS ADDITIONAL REMARKS FORM IS A SCHEDULE TO ACORD FORM,
FORM NUMBER: ACORD 25 FORM TITLE: Certificate of Liability Insurance

Named Insureds & Locations:

Kenworth of South Louisiana LLC dba Kenworth of Louisiana
Kenworth of South Louisiana LLC dba Hino of Baton Rouge
Kenworth of South Louisiana LLC dba Hino of Monroe
Kenworth of South Louisiana LLC dba Southland Truck Parts

Southland Truck Group, LLC
Southland Truck Leasing LLC dba Southland Paclease
Southland Leasing of Louisiana, LLC dba Southland Nationlease
Southland International of Louisiana, LLC dba Southland Trailer Sales
Southland Trailers, Inc

KSL Properties, LLC
Southland International Real Estate Holdings, LLC

Southland Fire Apparatus, LLC

1001 Edwards Avenue, Harahan, LA 70123
3699 West Park Avenue, Gray LA, 70359
3701 West Park Avenue, Gray, LA 70359
3729 West Park Avenue, Gray, LA 70359
813 Veterans Drive, Carencro, LA 70520
1302 Bridgeview Drive, Port Allen, LA 70767
1758 Highway 3185, Thibodaux, LA 70301
441 S Goodman Road, Lake Charles, LA 70615
2109 Center Street Monroe, LA 71202
3710 Lee Street Alexandria, LA 71302
7030 W. 70th Street Shreveport LA 71129
1601 Southern Avenue Monroe, LA 71202
3504 Olympian Offshore Lane Gray, LA 70359



CERTIFICATE OF LIABILITY INSURANCE

DATE (MM/DD/YYYY)

9/17/2020

THIS CERTIFICATE IS ISSUED AS A MATTER OF INFORMATION ONLY AND CONFERS NO RIGHTS UPON THE CERTIFICATE HOLDER. THIS CERTIFICATE DOES NOT AFFIRMATIVELY OR NEGATIVELY AMEND, EXTEND OR ALTER THE COVERAGE AFFORDED BY THE POLICIES BELOW. THIS CERTIFICATE OF INSURANCE DOES NOT CONSTITUTE A CONTRACT BETWEEN THE ISSUING INSURER(S), AUTHORIZED REPRESENTATIVE OR PRODUCER, AND THE CERTIFICATE HOLDER.

IMPORTANT: If the certificate holder is an ADDITIONAL INSURED, the policy(ies) must have ADDITIONAL INSURED provisions or be endorsed. If SUBROGATION IS WAIVED, subject to the terms and conditions of the policy, certain policies may require an endorsement. A statement on this certificate does not confer rights to the certificate holder in lieu of such endorsement(s).

PRODUCER Arthur J. Gallagher Risk Management Services, Inc. 6967 S River Gate Dr #200 Midvale UT 84047	CONTACT NAME: Carolyn Maldonado	
	PHONE (A/C, No, Ext): 801-924-1400	FAX (A/C, No): 801-924-1441
	E-MAIL ADDRESS: carolyn_maldonado@ajg.com	
	INSURER(S) AFFORDING COVERAGE	NAIC #
	INSURER A : Zurich American Insurance Company	16535
	INSURER B :	
	INSURER C :	
	INSURER D :	
	INSURER E :	
	INSURER F :	

INSURED
Southland Truck Group LLC
1001 Edwards Avenue
Harahan LA 70123

SOUTTRU-06

COVERAGES**CERTIFICATE NUMBER:** 1609216997**REVISION NUMBER:**

THIS IS TO CERTIFY THAT THE POLICIES OF INSURANCE LISTED BELOW HAVE BEEN ISSUED TO THE INSURED NAMED ABOVE FOR THE POLICY PERIOD INDICATED. NOTWITHSTANDING ANY REQUIREMENT, TERM OR CONDITION OF ANY CONTRACT OR OTHER DOCUMENT WITH RESPECT TO WHICH THIS CERTIFICATE MAY BE ISSUED OR MAY PERTAIN, THE INSURANCE AFFORDED BY THE POLICIES DESCRIBED HEREIN IS SUBJECT TO ALL THE TERMS, EXCLUSIONS AND CONDITIONS OF SUCH POLICIES. LIMITS SHOWN MAY HAVE BEEN REDUCED BY PAID CLAIMS.

INSR LTR	TYPE OF INSURANCE	ADDL INSD	SUBR WVD	POLICY NUMBER	POLICY EFF (MM/DD/YYYY)	POLICY EXP (MM/DD/YYYY)	LIMITS
	COMMERCIAL GENERAL LIABILITY						
	<input type="checkbox"/> CLAIMS-MADE <input type="checkbox"/> OCCUR						EACH OCCURRENCE \$
							DAMAGE TO RENTED PREMISES (Ea occurrence) \$
							MED EXP (Any one person) \$
							PERSONAL & ADV INJURY \$
	GEN'L AGGREGATE LIMIT APPLIES PER:						GENERAL AGGREGATE \$
	<input type="checkbox"/> POLICY <input type="checkbox"/> PRO-JECT <input type="checkbox"/> LOC						PRODUCTS - COMP/OP AGG \$
	OTHER:						\$
	AUTOMOBILE LIABILITY						COMBINED SINGLE LIMIT (Ea accident) \$
	<input type="checkbox"/> ANY AUTO						BODILY INJURY (Per person) \$
	<input type="checkbox"/> OWNED AUTOS ONLY <input type="checkbox"/> SCHEDULED AUTOS						BODILY INJURY (Per accident) \$
	<input type="checkbox"/> HIRED AUTOS ONLY <input type="checkbox"/> NON-OWNED AUTOS ONLY						PROPERTY DAMAGE (Per accident) \$
							\$
	UMBRELLA LIAB <input type="checkbox"/> OCCUR						EACH OCCURRENCE \$
	EXCESS LIAB <input type="checkbox"/> CLAIMS-MADE						AGGREGATE \$
	<input type="checkbox"/> DED <input type="checkbox"/> RETENTION \$						\$
A	WORKERS COMPENSATION AND EMPLOYERS' LIABILITY			WC018802003	7/1/2020	7/1/2021	<input checked="" type="checkbox"/> PER STATUTE <input type="checkbox"/> OTHER
	ANY PROPRIETOR/PARTNER/EXECUTIVE OFFICER/MEMBER EXCLUDED? (Mandatory in NH)	<input type="checkbox"/> Y <input checked="" type="checkbox"/> N	N/A				E.L. EACH ACCIDENT \$ 1,000,000
	If yes, describe under DESCRIPTION OF OPERATIONS below						E.L. DISEASE - EA EMPLOYEE \$ 1,000,000
							E.L. DISEASE - POLICY LIMIT \$ 1,000,000

DESCRIPTION OF OPERATIONS / LOCATIONS / VEHICLES (ACORD 101, Additional Remarks Schedule, may be attached if more space is required)

Verification of insurance subject to the terms and conditions of the policy

RE: Bid Number: 50-00131987 / Addendum #1.

CERTIFICATE HOLDER**CANCELLATION**

Jefferson Parish Purchasing Department
200 Derbigny Street
Gretna LA 70053

SHOULD ANY OF THE ABOVE DESCRIBED POLICIES BE CANCELLED BEFORE THE EXPIRATION DATE THEREOF, NOTICE WILL BE DELIVERED IN ACCORDANCE WITH THE POLICY PROVISIONS.

AUTHORIZED REPRESENTATIVE

© 1988-2015 ACORD CORPORATION. All rights reserved.

License No. RP-2019-00316
DPS Code: RHKB

2019-2021

Not Transferable
Valid Only at Address Below

Louisiana Motor Vehicle Commission

This Certifies that

Kenworth of South Louisiana, L.L.C.

DBA Kenworth of Louisiana

1001 Edwards Avenue

Harahan, LA 70123

Scott Oliphant, Dealer-Operator

is duly licensed as a

Recreational Product(s) Dealer

of the following

Utility Trailer(s): Beall, Brenner Tank, Dragon, Fontaine, Manac, Mate
Palmer Semi-Trailers, Talbert, The Aluminum Trailer Co., Trail-Eze, Trailboss
Viking Specialized Trailers, XL Specialized Trailer

For the period ending April 30, 2021, unless license is sooner revoked.

In Witness whereof, LOUISIANA MOTOR VEHICLE COMMISSION, under and by virtue of the
authority vested in it by the laws of the State of Louisiana, has caused this license to be issued with its seal
imprinted hereon.

LOUISIANA MOTOR VEHICLE COMMISSION

Dated September 3, 2019
Signed, Sealed and Attested


Executive Director


Chairman



(To be prominently displayed in place of business)

License No. RP-2019-00580
DPS Code: RGKA

2019-2021

Not Transferable
Valid Only at Address Below

Louisiana Motor Vehicle Commission

This Certifies that

Kenworth of South Louisiana, L.L.C.

DBA Kenworth of Louisiana

3699 West Park Avenue

Gray, LA 70359

Scott Oliphant, Dealer/Operator

is duly licensed as a

Recreational Product(s) Dealer

of the following

Utility Trailer(s): Beall, Brenner Tank, CIMC, Dragon, Fontaine, Kalyn Siebert, Manac
Mate, Palmer Semi-Trailers (Frameless Steel End Dump, Frame Type Steel End Dump
Hybrid Steel End Dump, Pup End Dump, Rubbish End Dump), Schutt Industries (Xventure)
Southland Trailers, Talbert, The Aluminum Trailer Co., Trail-Eze, Trailboss
(25-Ton Slant Neck Tilt Top LB), Transcraft Corp, Trail-Eze (Ramp, Tilt, Hydraulic Tail
Container, Hydraulic Slide Axle, Detachable Gooseneck, Folding Gooseneck, Rigid Gooseneck
Extended Tail, Oil Field), Viking Specialized Trailers (Flat Beds, Forestry, Lowboys
Oilfield), XL Specialized Trailer

For the period ending October 31, 2021, unless license is sooner revoked.

In Witness whereof, LOUISIANA MOTOR VEHICLE COMMISSION, under and by virtue of the
authority vested in it by the laws of the State of Louisiana, has caused this license to be issued with its seal
imprinted hereon.

LOUISIANA MOTOR VEHICLE COMMISSION

Dated November 1, 2019


Signed, Sealed and Attested



(To be prominently displayed in place of business)

John A. ...
Executive Director

IMPORTANT KEEP FOR YOUR RECORDS



Limited One Year Warranty

For _____

Trailboss Trailers, Inc. Makes every effort to assure that its products meet high quality and durability standards, and warrants to the original purchaser that this product is free from defects in materials and workmanship for one year. This warranty does not apply to damage due directly or indirectly, to misuse, abuse, negligence or accident, repairs or alterations outside our facilities or to lack of maintenance. We shall in no event be liable for death, injuries to persons or property, or for incidental, contingent, special, or consequential damages arising from the use of our products. Some states do not allow the exclusion or limitation of incidental or consequential damages, so the above limitation or exclusion may not apply to you.

To take advantage of this warranty, the product or part must be returned to us with transportation charges prepaid. Proof of purchase date, and an explanation of the complaint must accompany the merchandise. If our inspection verifies the defect, we will either repair or replace the product at our election or we may elect to refund the purchase price if we cannot readily and quickly provide you with replacement. We will return repaired products at our expense, but if we determine there is no defect; or that the defect resulted from causes not within the scope of our warranty, then you must bear the cost of storing and returning the product.

We will not be responsible for any repairs or alterations unless specifically authorized by Trailboss Trailers, Inc.

This warranty gives you specific legal rights, and you may also have other rights, which vary from state to state.

Authorized Signature



Talbert Inc. Limited Warranty

Limited Warranty: Talbert Manufacturing Inc. (Talbert) of Rensselaer, Indiana, warrants to the original purchaser of each new Talbert trailer to be free of defects in material and workmanship under normal use and service for a period of (12) twelve months from the date of first retail sale of the trailer or date of in-service, whichever occurs first (hereafter referred to as "Delivery Date"). Furthermore Talbert warrants against defects in material and workmanship on the main structural members and supports of the trailer for a period of (36) thirty-six months from the date of first retail sale of the trailer or date of in-service. Our obligation under this warranty is limited to repair of the defective material, workmanship, main structural members or supports at a preapproved Talbert service facility (i.e. authorized Talbert dealer). This warranty is non-transferable.

Excluded from this limited warranty are:

1. Manufactured components of Talbert trailers (other than the trailer structure) or components supplied by other manufacturers and suppliers of components or accessories. Talbert will assign to the customer upon request any warranty rights it receives from the component manufacturer or supplier.
2. Normal maintenance services and wear parts, such as, but not limited to, tires, lights, brake components, flooring, paint/coatings, etc.

Regulatory Warranty: Talbert trailers are manufactured to conform to all applicable Federal Motor Vehicle Safety Standards in effect on the date of manufacture. We do not warrant trailers to be in compliance with any other federal, state or local laws, rules, regulations, or orders.

Specific Exclusions: Talbert limited warranty is subject to specific exclusions, and does not apply to any trailer which has been: 1) subjected to or operated with loads which, at any time, have exceeded the trailer's rated capacity or design limits; 2) repaired or altered outside of Talbert's factory in any way so as, in Talbert's sole judgment, to affect its stability or reliability; and 3) subject to misuse, negligence, accident, or has been operated in a manner expressly prohibited by the instructions; or not operated in accordance with operation of the trailer approved by Talbert. Please contact the factory prior to undertaking any repair or alteration including welding, burning, or drilling holes on or in the frame of your Talbert trailer so as to not void the warranty.

Our Obligation: Under the specific limited warranties set forth above, Talbert obligation is limited to making good at an authorized Talbert repair facility any trailer structure or Talbert manufactured component which shall be returned, transportation charges prepaid to Talbert, who shall examine the alleged defect and shall determine, in Talbert's sole discretion, whether the material or workmanship was defective at the time of manufacture and covered by this limited warranty. Any warranty claim must be made immediately to an authorized Talbert dealer who, in turn, shall notify the Talbert Warranty Department. Claims must be turned in to the Talbert Warranty Department no more than 5 days after the defective condition was discovered or should have been discovered. Talbert will not be obligated to pay for any repairs, alterations or parts which are made prior to authorization from the Talbert Warranty Department.

Exclusive Warranty: This warranty is the exclusive warranty given for trailers manufactured and sold by Talbert. It is expressly in lieu of, and supersedes, all other warranties, whether oral, written or implied, including the implied warranties of merchantability or fitness for a particular purpose, and of all other obligations or liabilities on the part of Talbert. Talbert neither assumes nor authorizes any dealer, or any other person, to make or assume for Talbert, any other warranty or liability in connection with the sale of any Talbert trailer.

Limitation of Liability: In no case will Talbert be liable for any consequential or incidental damages incurred, including, but not limited to, damage to any freight, loss of sales, profit or goodwill, loss of use of the trailer or any associated equipment, cost of rentals, substitute equipment, facilities or services, downtime costs; or any other damages, losses or claims of any third parties or attorneys' fees incurred by any of the foregoing claims set forth herein.

To activate this Limited Warranty coverage, you must register the trailer in the Talbert warranty system by selecting "Warranty Registration" located at www.talbertmfg.com/warranty.html. Registration must be completed within ten (10) days of first retail sale or in-service date, whichever occurs first. Failure to register within this proposed time frame will void all warranty obligations set forth herein and expressed or implied.

This contract shall be governed by and in accordance with the laws of the state of Indiana, and any and all actions, litigation or claims shall be brought and litigated in Jasper County, Indiana.

TM4WAR002 Rev. 3.0 Effective 1/1/2015



Talbert Warranty Claim Procedure

This procedure must be followed before warranty claims can be honored by Talbert Manufacturing, Inc.:

1. This is accomplished by submitting the proper documentation via the Talbert web site.
Go to **www.talbertmfg.com**, click on the tab at the top that says "**Support**", then select "**File a Claim**".
After bringing up the form for warranty claim reimbursement and filling in the required information, simply press the button that says "**Submit Warranty Request**" and your information will be sent to Talbert. Once this information has been received a Warranty Reference Number will be assigned and further instructions given.

The Warranty Reference Number & Serial Number must be included and referenced on all correspondence and documentation reflecting work authorized under the warranty claim.

2. Carefully follow invoicing instructions:

Place the warranty reference and serial number on all invoices.

Include an itemized list of all parts used.

Itemize the labor performed. Explain what work was performed and the time it took to accomplish each item under Warranty Repair.

Indicate appropriate taxes.

3. Properly tag and return all replaced parts as instructed by the Warranty Coordinator within the specified time to the appropriate manufacturer.

Following this Warranty Claim Procedure closely will assist in timely processing.

H[®] TECHNICAL PROCEDURE

HENDRICKSON TRAILER COMMERCIAL VEHICLE SYSTEMS

SUBJECT: Comprehensive Warranty Statement
USA and Canada

LIT NO: L583

DATE: December 2019

REVISION: AB




TABLE OF CONTENTS

Contact Hendrickson	2
Coverage.....	2
Conditions.....	3
Identification (ID) Tags	4
Submitting A Claim.....	4
Required Claim Information	5
Coverage Tables	5
Additional Warranty Coverage Information	14
Labor Allowances.....	15
Appendix A: Hendrickson Suspension/Axle Types	23
Appendix B: Trailer Applications.....	24



Hendrickson Trailer Commercial Vehicle Systems (Hendrickson) warrants that all trailer suspensions listed on the following pages shall be free of defects in material or workmanship, from original date of service. This warranty coverage only applies to those suspensions that have been properly assembled and installed by a trailer OEM (Original Equipment Manufacturer), properly maintained (as described in all applicable Hendrickson publications) and used in the recommended application and within the rated capacities (as described in Hendrickson literature number L707 Hendrickson Application Guide). Refer to TRAILER APPLICATIONS on the back cover of this publication. All non-recommended suspension applications must receive written approval from Hendrickson in order to be covered under this warranty.

The terms and coverages in this warranty document apply only to the United States and Canada.

CONTACT HENDRICKSON

Hendrickson Trailer Technical Services Department can be contacted using these methods:

Email:

HTTS@hendrickson-intl.com

FAX:

800-696-4416
Attn. Warranty

Phone:

866.RIDEAIR (743.3247)

From the audio menu, select "Technical Services / Warranty".

NOTE: If you need warranty information for other markets, contact the responsible market directly by phone or refer to the applicable Hendrickson website (e.g. Mexico, contact Hendrickson Mexicana at +52-442-296-3600). The terms and coverages in this warranty document may apply only to the United States and Canada.

COVERAGE

The Hendrickson suspension warranty coverage begins when the vehicle is originally put into service and ends when the time period, specified in the warranty COVERAGE on page 2 through page 11, is reached. Before filing a claim, review warranty coverage for the component(s), reference COVERAGE TABLES on page 5 through page 11.

- **Prior to the warranty repair or replacement** of suspension systems or parts (by a dealer, fleet, or other service provider authorized by the OEM of the subject trailer), the warranty claim must first be approved by the Hendrickson Technical Services Department. Trailer dealers should inspect all suspensions involved in a warranty claim and then contact Hendrickson for assistance.
- **Hendrickson has the sole discretion and authority** to approve or disapprove a warranty claim, authorize the repair or replacement of non-functioning systems and authorize the repair or replacement of parts.
- **Approved labor hours will be reimbursed** at the dealer's posted retail labor rate. All warranty claims are subject to review and approval by the Warranty Administrator. Upon review, the dealer's labor hours may be approved, if applicable, in accordance with the warranty policies, coverage guidelines and published labor allowances. For a listing of typical repairs, refer to LABOR ALLOWANCES on page 15 through page 22. **CONTACT HENDRICKSON** Technical Services Department to discuss allowances for anything not listed.
- **Hendrickson does not reimburse part costs.** Hendrickson will directly replace damaged or non-functioning Hendrickson parts relative to a warranty claim. Hendrickson is not responsible for any additional costs that may be incurred when replacement parts or materials are not acquired through Hendrickson.
- **Only Hendrickson Genuine Parts** or parts sold through Hendrickson may be used to repair Hendrickson trailer suspension products. Hendrickson's warranty also applies only to genuine Hendrickson parts.
- **Replacement parts provided under warranty** inherit the remainder of the original suspension warranty. Goodwill or giveaway (sales policy) parts provided at no charge have no warranty.



COMPREHENSIVE WARRANTY STATEMENT USA AND CANADA

- **Do not destroy parts** being considered for warranty. All parts in question must be returned to Hendrickson for evaluation. Returned warranty parts must be returned to Hendrickson within 45 days for timely processing of the warranty claim. Failure to return such parts may result in partial or complete loss of warranty coverage.
- **Parts requested to be returned** under warranty must be accompanied by a warranty claim number issued by the Hendrickson Technical Services Department.
- **Freight charges** will be reimbursed if the returned parts are found defective or not functioning. Parts returned under a warranty claim number must be sent prepaid.
- **Product returned** to Hendrickson under this warranty shall become the property of Hendrickson.
- **Shop supply**, miscellaneous supply or job supply reimbursement is 4 percent of invoiced labor charges, up to a maximum of \$20.
- **Costs and procedures will be determined** when contacting the Hendrickson Technical Services Department to receive warranty authorization. Hendrickson will pay specified LABOR ALLOWANCES, listed beginning on page 15, when applicable following material inspection, determined by the Hendrickson Technical Services Department for the authorized repair or replacement of any defective component.

CONDITIONS

Warranty is subject to certain conditions, exclusions and limitations. **Hendrickson reserves the right** to reject a warranty claim for any or all of the following reasons.

- Failure to receive prior Hendrickson authorization.
- Claim information provided is insufficient.
- Failure occurred beyond coverage as published in COVERAGE TABLES on page 5 through page 11.
- Product requested to be returned was not returned for failure inspection within 45 days from date of request.
- Original components or parts requested for return were not returned for inspection.
- Product inspected does not substantiate claim or indicate a failure.
- Original claim was submitted to Hendrickson for a prior year following 60 days into the new year.

Warranty shall not apply to or include any repair or replacement as a result of the following conditions:

- Bending of any Hendrickson manufactured axle.
- System problems or parts failures that result from improper installation are the responsibility of the installer of the suspension.
- Accident, fire, flood or other casualty.
- Misuse or negligence including, but not limited to, overloading.
- Lack of reasonable and proper maintenance.
- Installation and repairs improperly performed or replacements improperly installed.
- Modification to a specific component part, not performed by Hendrickson, to function not as the part number was intended or in an alternate application for the specific part number.
- Modifications not recommended or approved by Hendrickson (in writing).
- Welding of the axle assembly or axle components except where approved (in writing) by Hendrickson.
- Welding of any of the suspension components, except where approved (in writing) by Hendrickson.
- Use of component parts, replacement or otherwise, that are not manufactured or distributed by Hendrickson.
- Uses other than those intended by Hendrickson and the trailer OEM.
- Normal wear and deterioration occasioned by the use of the suspension system.
- Any damage or failure caused by or otherwise attributed to any vehicle or trailer components, systems or equipment that are not manufactured or distributed by Hendrickson.

The liability of Hendrickson under this warranty is limited solely to the repair or replacement of defective material or workmanship by an authorized party.



Hendrickson shall not be liable for repairs performed by any unauthorized parties. This warranty does not include any expense of or related to transportation of the parts to or from the place where the repair is to be performed or compensation for inconvenience or loss of use while the suspension system is being repaired. Hendrickson shall not be liable for any expense, loss or damage (direct, incidental, consequential or exemplary — including, but not limited to, towing expenses, trailer rental, downtime expenses, cargo damage, incidental charges or any other losses arising in connection with the sale, use or inability to use the suspension system) resulting from the warranty-covered part found to be defective. No expressed warranty is given by Hendrickson with respect to its suspension systems and products except as specifically set forth herein.

Any warranty implied by law, including any warranty of merchantability or fitness for a particular purpose, is limited to the expressed warranty term provided in the warranty COVERAGE TABLES on page 5 through page 11.

IDENTIFICATION (ID) TAGS

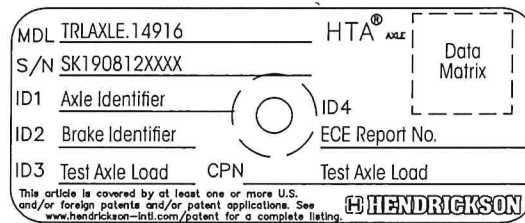
Each Hendrickson suspension and TRLAXLE® non-integrated includes an attached ID tag (Figure 1 and Figure 2). For more details and identification tag locations, refer to Hendrickson literature number L977 *Identification Guide* at

www.Hendrickson-intl.com/TrailerLit.



For sliders, located roadside front, on slider rail above frame bracket or on frame bracket. For HT™ Series Suspensions and INTRAAX® Integrated Air Suspension Systems, located inward side of either curbside or roadside suspension beam.

Figure 1: Sample suspension identification tag



Located on leg of (air) brake chamber bracket, either on outboard or inboard side.

Figure 2: Sample TRLAXLE® Non-integrated Trailer Axle identification tag

SUBMITTING A CLAIM

A Hendrickson warranty claim can be submitted using one of these methods:

ONLINE

The Hendrickson WCS (Warranty Claim System) is located at:

<https://extranet1.hendrickson-intl.com>

Enter your Login ID and password. If you do not have an ID and password, CONTACT HENDRICKSON.

Claims filed prior to 3 p.m. Eastern time will be reviewed and acknowledged the same day.

EMAIL

For warranty, email **Hendrickson Trailer Technical Services** at:

HTTS@hendrickson-intl.com

Include digital photographs via email.

PHONE

866.RIDEAIR (743.3247)

From the audio menu, select "Technical Services / Warranty".

FAX

800-696-4416

Please add **"Attention: Warranty"** at the top of your fax. Be sure to include contact information with the FAX.



REQUIRED CLAIM INFORMATION¹

Details required to file a warranty claim include:

- **Hendrickson suspension** information, (see IDENTIFICATION (ID) TAGS on page 4) –
 - Suspension model number
 - Suspension serial number
 - Approximate number of suspension miles
- **Trailer information** (located on VIN plate) –
 - Type (van, reefer, flat bed, etc...)
 - Manufacturer
 - VIN (vehicle identification number)
 - In-service date ²
 - Fleet/owner name
 - Unit #
- **Failure information**
 - Description of the system problem, the part number and/or the part description of the reported non-functioning part.
 - **Date of failure.**
 - Where applicable, **location of problem** on suspension / trailer (e.g., road side, front axle, rear axle, curb side rear, etc.).
- **Digital photos** of suspension and damaged areas.
- **Special application** approval documentation (if applicable).
- **Labor description**, cost and time (if applicable according to COVERAGE TABLES on page 5 through page 11 and LABOR ALLOWANCES on page 15 through page 22).

COVERAGE TABLES

Slider Suspension Systems.....	6
Primary Fixed and Liftable Suspensions	7
Bushings	7
Axles ¹ (TRLAXLE®)	7
Aftermarket Parts	8
MAXILOK® Trailer Support System	8
All Other Suspension and Slider Components ⁵	8
Export (Outside USA And Canada)	8
Brakes ¹⁹	8
Hendrickson Wheel-end Packages ^{15, 22}	9
Other Wheel-end Packages	9
Options	9
Lift Axle Systems	9
Controls	10
TIREMAAX® PRO and CP Tire Inflation Systems	10
TIREMAAX® EC and CP Tire Inflation Systems	11
Competitor Tire Inflation Systems ^{2, 14, 15}	11

The coverage periods in the following table apply when the suspension has been properly assembled and installed by a trailer original equipment manufacturer (OEM), properly maintained (as described in all applicable Hendrickson publications) and used in the recommended application and within the rated capacities (as described in Hendrickson literature number L707 *Hendrickson Application Guide*). Coverage may differ on some items used in applications for which special written approval from Hendrickson has been granted. For more warranty coverage information, refer to CONTACT HENDRICKSON on page 2. If you need warranty information for Mexico, contact Hendrickson Mexicana at +52 (442) 296-3600 or refer to Hendrickson publication L826SP *Póliza de Garantía - México* for warranty information.

NOTE: The COVERAGE TABLES include a column for "SUSPENSION DESC" (descriptions) which are in the form of acronyms. A list of these acronyms are defined in HENDRICKSON SUSPENSION/AXLE TYPES on page 23.

MILEAGE TERMS

The parts and labor warranty coverage periods in the following table are based on a typical annual average usage of 100,000 miles. However, some high-mileage applications can easily reach 250,000 miles per year and above. Hendrickson, at its sole discretion, may adjust warranty coverage on a case-by-case basis for applications exceeding 100,000 miles per year during the respective warranty period. For intermodal chassis trailer applications, refer to page 15.

¹ The information details listed apply to Hendrickson Trailer Suspension Systems and related components. Trailer information is required to understand suspension application and coordination with trailer manufacturers.

² If the in-service date is unknown or not available, the vehicle date of manufacture will be substituted.



COVERAGE TABLES *

ITEM DESCRIPTION	SUSPENSION TYPE **	PARTS	LABOR	COMMENTS (RESTRICTIONS ETC.)
SLIDER SUSPENSION SYSTEMS				
ULTRAA-K® SLIDER SUSPENSION SYSTEMS				
Slider Box Assembly	UTKNT 40K	5 years	5 years	
ZMD® Air Spring	UTKNT 40K	3 years	3 years	Includes patented ZMD® down stops.
Pivoting Mud Flap Bracket Assembly	UTKNT 40K	3 years	1 year	
ULTRAA-K SLIDER STRUCTURAL CORROSION WARRANTY ²⁰				
Slider Box Weldment	UTKNT 40K	10 years	5 years	Includes slider box weldments equipped with Hendrickson-applied hot dip wax coating only.
ALL SLIDER SUSPENSION SYSTEMS				
Slider Box Assembly	All, except UTKNT	5 years	1 year	
ZMD® Air Spring	UTKNT	3 years	3 years	Includes patented ZMD® down stops. Includes HKANT when ZMD equipped.
Air Spring (non-ZMD)	AAZ, HKANT, HKAT	2 years	1 year	
Slider Wear Pad	All	1 year	1 year	
Slider Pins, Pin Return Springs and Related Hardware.	AAZ, HKANT, HKAT	1 year	1 year	
SLIDER SUSPENSION AND AXLE ¹ COMPONENTS - ALL				
Integrated Trailing Arm-to-Axle Connection	AA, AAZ, HKA, UTK	10 years	5 years	
² Integrated Axle / Trailing Arm Assembly	HKANT 40K, HKANT 46K, UTKNT 40K	10 years	5 years	49" Closed-Space van applications ⁶
² Integrated Axle / Trailing Arm Assembly	AAZ, HKA	5 years	1 year	
Frame Bracket (Hanger)	All	5 years	1 year	
Trailing Arm (Beam)	HT, ST	5 years	1 year	
Shock Absorber (non-ZMD equipped)	All	2 years	2 years	
QUIK-ALIGN® Pivot Assembly	All	1 year	1 year	For non pre-aligned systems, proper trailer OEM installation is required. ⁴
QUIK-DRAW® Air Actuator	HK, HKA, UTK, AAZ	3 years	3 years	
NARROW TRI-FUNCTIONAL III BUSHINGS AND BUSHING TUBE SPACERS				
Van 49" Closed-Space Tandem Applications ⁶	HKANT 40K, HKANT 46K, UTKNT 40K	7 years	7 years	Refer to BUSHINGS for other bushing types and coverage.
Wide-Spread Van and Lifiable Axle ⁷	AAZL, AAZNT, HK, HKANT, HKANL, HKAT	5 years	3 years	
WIDE TRI-FUNCTIONAL II BUSHINGS AND BUSHING TUBE SPACERS				
Van 49" Closed-Spaced Tandem Applications ⁶	HKAL, HKARL, HKAT	7 years	5 years	

* Some text reference numerical COVERAGE TABLE ENDNOTES on page 12.

** Refer to APPENDIX A: HENDRICKSON SUSPENSION/AXLE TYPES on page 23.

Continued on next page



COVERAGE TABLES * (CONTINUED)

ITEM DESCRIPTION	SUSPENSION TYPE **	PARTS	LABOR	COMMENTS (RESTRICTIONS ETC.)
PRIMARY FIXED AND LIFTABLE SUSPENSIONS				
SUSPENSION AND AXLE ¹ COMPONENTS				
Integrated Axle/Trailing Arm Assembly ²	AA	5 years	1 year	For OFF-HIGHWAY applications ³: Parts - 3 years, Labor - 1 year For intermodal chassis applications, refer to page 15.
	AAEDL, AAEDT	5 years	1 year	
Integrated Trailing Arm-to-Axle Connection	AA	10 years	5 years	For OFF-HIGHWAY applications ³: Parts - 3 years, Labor - 1 year For intermodal chassis applications, refer to page 15.
	AAEDL, AAEDT	10 years	5 years	
Trailing-Arm-to-Axle Connection	CXU, CXY	5 years	1 year	
Trailing Arm (Beam)	B2AHT, CXSL, CXU, CXY, HT, T	5 years	1 year	For OFF-HIGHWAY applications ³: Parts - 3 years, Labor - 1 year
Frame Brackets (Hangers)	All Except AAEDL, AAEDT	5 years	1 year	For OFF-HIGHWAY applications ³: Parts - 3 years, Labor - 1 year
	AAEDL, AAEDT	5 years	1 year	
ZMD® Air Spring	AANT & AAT when equipped	3 years	3 years	Includes patented ZMD® down stops.
Air Spring (non-ZMD)	All	2 years	1 year	
Shock Absorber (non-ZMD equipped)	All	2 years	2 years	
QUIK-ALIGN Pivot Assembly	All	1 year	1 year	Proper trailer OEM installation is required ⁴
CONNEX® ST STEERABLE SUSPENSION SYSTEMS (For common components, refer to applicable warranty coverage)				
Trailing-Arm-to-Axle Connection	CXSL	5 years	1 year	
Steer Axle Knuckle Assembly	CXSL	3 years	1 year	
Kingpin, Kingpin Bushings, Tie Rod, Center Lock Assembly	CXSL	1 year	1 year	Includes centering actuator and chamber
BUSHINGS				
WIDE TRI-FUNCTIONAL II BUSHINGS AND BUSHING TUBE SPACERS				
Vocational, Wide-Spread Van and/or Liftable Axle ²	AAL, AAT, B2AHT, CXSL, CXU, CXY, HT,	5 years	3 years	For OFF-HIGHWAY applications ³: Parts - 3 years, Labor - 1 year
	AAEDL, AAEDT	5 years	3 years	
NARROW TRI-FUNCTIONAL III BUSHINGS AND BUSHING TUBE SPACERS				
Vocational, Wide-Spread Van and Liftable Axle ²	AANL, AANLS, AANT, AAZNT	5 years	3 years	
AXLES ¹ (TRLAXLE®)				
Axle, Trailer (non-integrated, includes brackets)	Axle only	5 years	1 year	Includes intermodal chassis. Warranty void when brake camshaft rotation is opposite of wheel rotation.
For integrated axles, see SLIDER SUSPENSION SYSTEMS or PRIMARY FIXED AND LIFTABLE SUSPENSIONS				

* Some text reference numerical COVERAGE TABLE ENDNOTES on page 12.

** Refer to APPENDIX A: HENDRICKSON SUSPENSION/AXLE TYPES on page 23.

Continued on next page



COVERAGE TABLES * (CONTINUED)

ITEM DESCRIPTION	SUSPENSION TYPE **	PARTS	LABOR	COMMENTS (RESTRICTIONS ETC.)
AFTERMARKET PARTS				
Genuine Hendrickson Replacement Parts (not installed as part of a warranty repair)	All	1 year	N/A	Requires original purchase or installation invoice.
MAXILOK® TRAILER SUPPORT SYSTEM				
Mechanical Components	HT250U, HT200UM	3 years	1 year	
ALL OTHER SUSPENSION AND SLIDER COMPONENTS ⁵				
Suspension and Slider Components	All	1 year	1 year	Includes slider wear pads (upper) and all other mechanical pin release / activation components.
EXPORT (OUTSIDE USA AND CANADA)				
Suspension and Axle Components	All	1 year	N/A	
BRAKES ¹⁹				
ABS Sensor	All	1 year ⁸	1 year	
Dust Shield	All	1 year	1 year	
DRUM BRAKE COMPONENTS - HENDRICKSON INSTALLED				
Brake Linings and All Brake related Hardware	All	1 year	1 year	Excludes all normal wear. Warranty void when brake camshaft rotation is opposite of wheel rotation. Includes corrosion of shoe table.
AAXTREME COAT® Brake Coating	All	3 years	3 years	
Brake Camshaft	All	3 years	1 year	Excludes brake camshaft wear.
Cam Tube (Off-Highway Applications)	All	3 years	1 year	
Cam Tube (On-Highway Applications)	All	3 years	3 years	
Automatic Slack Adjuster	All	1 year ⁸	1 year	
Hendrickson Branded Slack Adjusters	All	5 years	1 year	For OFF-HIGHWAY applications ³ : 1 year parts. Coverage limited to components sold and installed by Hendrickson, but not included in a wheel-end package (excludes normal wear on brake drums).
Brake Chamber	All	1 year ⁸	1 year	
Hendrickson Branded Brake Chambers	All	5 years	1 year	
Brake Drum (cast) — Not Overheated	All	1 year	1 year	
Brake Drums (Motor Wheel CentriFuse®)	All	1 year	N/A	
HENDRICKSON AIR DISC BRAKE (ADB) SYSTEMS				

* Some text reference numerical COVERAGE TABLE ENDNOTES on page 12.

** Refer to APPENDIX A: HENDRICKSON SUSPENSION/AXLE TYPES on page 23.

Continued on next page



COMPREHENSIVE WARRANTY STATEMENT USA AND CANADA

COVERAGE TABLES * (CONTINUED)

ITEM DESCRIPTION		SUSPENSION TYPE **	PARTS	LABOR	COMMENTS (RESTRICTIONS ETC.)
Hendrickson MAXX22T™		All	5 years ²¹	1 year	For ON-HIGHWAY applications ³: Includes all brake related hardware, caliper, rotor and brake chamber. Excludes all normal wear.
			1 year ²¹	1 year	For OFF-HIGHWAY applications ³: Includes all brake related hardware, caliper, rotor and brake chamber. Excludes all normal wear.
OTHER AIR DISC BRAKE (ADB) SYSTEMS/COMPONENTS					
Brake Pads and All Brake Related Hardware		All	1 year ⁸	1 year	Coverage limited to components sold and installed by Hendrickson.
Caliper		All	1 year ⁸	1 year	Excludes all normal wear. Bendix® ADB not approved in Dolly application.
Rotor		All	1 year ⁸	1 year	Includes all brake related hardware, caliper, rotor and brake chamber.
Brake Chamber ²¹		All	1 year ⁸	1 year	
HENDRICKSON WHEEL-END PACKAGES ^{15, 22}					
Extended Service Hub Assembly	HXL3® ¹⁰	All	3 years	3 years	Coverage is limited to components sold and installed by Hendrickson.
	HXL5® ¹¹	All	5 years	5 years	Accessory-type hubcaps or wheel covers of any kind, such as the chrome "top hat" style hubcap, increase wheel-end temperatures during operation and are not recommended for use on Hendrickson extended-service wheel-ends and could void the warranty.
	HXL7® ¹³	All	7 years	7 years	
Standard Service Hub Assembly		Trailer - All	1 year	1 year	Coverage limited to components sold and installed by Hendrickson.
OTHER WHEEL-END PACKAGES					
ConMet PreSet®		Trailer - All	5 years	5 years	Coverage limited to components sold and installed by Hendrickson. ConMet will administer their published warranty coverage direct with the customer. www.ConMet.com
OPTIONS					
SURELOK® TRAILER RIDE HEIGHT LOCK					
Mechanical Components (Factory Installed Only)		AANT HK, HKA, UTK	3 years	1 year	
Air Actuator (Factory Installed Only)		AANT, HK, HKA, UTK	1 year	1 year	
Retrofit Kits (Not Factory Installed Components)		AANT, HK, HKA, UTK	1 year	1 year	Requires verification of kit number and includes retrofit air control kit.
LIFT AXLE SYSTEMS (UBL™ Under Beam Lift™ and all others)					
All Components		All applicable	1 year	1 year	Proper OEM installation required.

* Some text reference numerical COVERAGE TABLE ENDNOTES on page 12.
 ** Refer to APPENDIX A: HENDRICKSON SUSPENSION/AXLE TYPES on page 23.

Continued on next page



COVERAGE TABLES * (CONTINUED)

ITEM DESCRIPTION	SUSPENSION TYPE **	PARTS	LABOR	COMMENTS (RESTRICTIONS ETC.)
CONTROLS				
Air and Electronic Controls (Excluding TIREMAAX®)	All, including non-Hendrickson suspensions.	1 year	1 year	Coverage limited to new trailer installations. Excludes TIREMAAX controls.
	All, including non-Hendrickson suspensions.	1 year	N/A	Coverage limited to used trailer installations. Excludes TIREMAAX controls.
Single Axle Dump Valve	All	1 year	N/A	When installed together with competitor suspension or any used suspension, warranty applies to valve only.
TIREMAAX® PRO AND CP TIRE INFLATION SYSTEMS				
(Applies to systems with hubcap-mounted rotary union purchased after January 2012) ^{2,14,15,16,23}				
TIREMAAX INTEGRATED WHEEL-END COMPONENTS:				
Axle Hose and Hubcap Assembly	All, including non-Hendrickson wheel-ends	5 years	5 years	The Hubcap Assembly includes an integrated rotary union. For HXL7® hubcap and integrated rotary union warranty, refer to <u>HXL7®</u> ¹³ wheel-end warranty.
	HXL7® ^{13,22}	7 years	7 years	
TIREMAAX CONTROL COMPONENTS:				
Controller Assembly (PRO and CP models)	All	5 years	5 years	
Wiring Harness	All	5 years	5 years	
TIREMAAX EXTERNAL WHEEL-END COMPONENTS:				
Tire Hoses	All	5 years	5 years	
TIREMAAX AFTERMARKET RETROFIT KIT: ²				
All Kit Components	All	3 years	3 years	If installed on Hendrickson suspension/axle equipped with HXL5® or HXL7, coverage of all internal axle components will match the wheel-end package coverage. ^{13,22}
	Non-Hendrickson suspensions and axles	.1 year	N/A	The responsibility of the installation is with the installer

* Some text reference numerical COVERAGE TABLE ENDNOTES on page 12.

** Refer to APPENDIX A: HENDRICKSON SUSPENSION/AXLE TYPES on page 23.

Continued on next page



COMPREHENSIVE WARRANTY STATEMENT USA AND CANADA

COVERAGE TABLES * (CONTINUED)

ITEM DESCRIPTION	SUSPENSION TYPE **	PARTS	LABOR	COMMENTS (RESTRICTIONS ETC.)
TIREMAAX® EC AND CP TIRE INFLATION SYSTEMS				
(Applies to systems with spindle-mounted rotary union purchased on or before January 2012) 2,14,15,16, 23				
HENDRICKSON-INSTALLED TIREMAAX WITH HENDRICKSON INSTALLED READY-TO-ROLL® WHEEL-ENDS: 17				
Standard Service Hub Assembly	All	3 years	3 years	All internal TIREMAAX axle components installed and assembled by Hendrickson. The trailer OEM completes the installation of remaining purchased TIREMAAX components. Warranty terms do not include competitor tire inflation system components.
ConMet PreSet® Hub Assembly	All	5 years	3 years	
HLS™ (Hendrickson Long-life System) Hub Assembly 22	All	5 years	3 years	
HXL7® Hub Assembly 22	All	7 years	7 years	
HENDRICKSON-PREPARED TIREMAAX AXLES WITHOUT WHEEL-ENDS: 17				
Axle Hose, Rotary Union and Hubcap	All	3 years	3 years 18	Some TIREMAAX axle components are installed by Hendrickson (including but not limited to axle vent line, axle hoses) — the trailer OEM completes the installation of remaining purchased TIREMAAX components; such as: rotary union, hubcap, etc.
TIREMAAX CONTROL COMPONENTS:				
Controller Assembly (EC and CP models)	All	3 years	3 years	
Wiring Harness	All	3 years	1 year	
TIREMAAX EXTERNAL WHEEL-END COMPONENTS:				
Tire Hoses and Tee Fitting	All	1 year	1 year	
TIREMAAX AFTERMARKET RETROFIT KIT: 2				
All Kit Components	All	1 year	N/A	
COMPETITOR TIRE INFLATION SYSTEMS 2, 14, 15				
N/A	All	N/A	N/A	

* Some text reference numerical COVERAGE TABLE ENDNOTES on page 12.

** Refer to APPENDIX A: HENDRICKSON SUSPENSION/AXLE TYPES on page 23.

Continued on next page



COVERAGE TABLE ENDNOTES

Some text within the COVERAGE TABLES include superscript numbers which correspond to these numbered paragraphs (refer to TRAILER APPLICATIONS for trailer application definitions):

1. Cambering an axle in the field voids the axle warranty.
2. Axles that are drilled for a tire inflation system (Hendrickson or otherwise) that do not follow Hendrickson's recommended drilling procedures (as described in Hendrickson literature numbers T51002 TIREMAAX® PRO & CP Installation, Service and Troubleshooting, L995 TIREMAAX® CP Tire Inflation System Installation, Service and Troubleshooting Procedures or L818 TIREMAAX® Tire Inflation System - Installation, Service and Troubleshooting Procedures) could void the axle warranty. Unrecommended drilling could cause damage to the axle or other suspension components. Refer to page 8 through page 11 for additional information.
3. Refers to APPENDIX B: TRAILER APPLICATIONS on page 24 for definitions. Allowed and recommended suspension trailer applications are listed in Hendrickson literature number L707 Hendrickson Application Guide.
4. For non pre-aligned suspension systems, the installation and final assembly of the suspension pivot connection is performed by the respective trailer OEM. Refer to page 14 for further information.
5. Includes suspension and slider components that are not specifically covered in this table and are manufactured and distributed by and for Hendrickson.
6. For highway use only in 49 inch closed-spaced tandem applications on van- and reefer-type trailers.
7. For all Vocational trailers, single-axle, wide-spread and tridem sliders, specialty and spread-axle vans, dry freight van or reefer-type trailers and trailers with liftable axle suspensions.
8. The suppliers of these non-Hendrickson components may offer warranty coverage beyond the terms listed here. Contact the appropriate supplier for complete details and continued warranty consideration.
9. Refer to page 14 for further information.
10. The three year parts and labor warranty terms apply to all On-Highway applications. To be eligible for warranty coverage in any Off-Highway application, HXL3® hub assemblies must be configured with HP spindles and Hendrickson dust shields. When properly configured, the warranty terms are one year parts and labor.
11. The five year parts and labor warranty terms apply to all On-Highway applications. To be eligible for warranty coverage in any Off-Highway application, HXL5® hub assemblies must be configured with HP spindles and Hendrickson dust shields. When properly configured, the warranty terms are three years parts and labor. When equipped, the TIREMAAX hubcap mounted rotary union and its hubcap carry the five year parts and labor warranty.
12. These warranty terms cover units purchased and serviced in the United States and Canada for line-haul, On-Highway service applications with a gross axle weight rating up to 23,000 pounds. These applications include auto haulers, vans, reefers, flatbeds and tank trailers. Coverage may differ in some applications where special written approval must be granted. Please contact your Hendrickson sales associate to determine if your application is warranted.
13. The seven year parts and labor warranty terms apply to all On-Highway applications, (except auto hauler application). The warranty coverage for HXL7® hub assemblies in Off-Highway application is three years parts and labor. The HXL7 is not approved for auto hauler applications. When equipped, the TIREMAAX integrated rotary union and its hubcap carry the seven year parts and labor warranty.
14. Competitor tire inflation systems are not covered by Hendrickson warranty terms. Contact the respective tire inflation system manufacturer for warranty coverage of competitor make and model.
15. Hendrickson does not provide warranty coverage for the installation, performance or components of a competitor brand tire inflation system installed on a Hendrickson suspension. Any consequential damages to the Hendrickson suspension resulting from a failure to the competitor brand tire inflation system or components, whether installed by the OEM, repair facility or end-user customer, should be directed to the respective tire inflation system manufacturer for warranty coverage. TIREMAAX is the only approved tire inflation system to be installed with a wheel-end installed by Hendrickson and compatible with the wheel-end applicable warranty coverage.
16. Installation must be per published technical procedures.
17. Includes all internal wheel-end / axle components, including rotary union and tubing.
18. Labor coverage applies only to Hendrickson installed components (including but not limited to axle vent line, axle hoses, spindle plugs, air control lines and beam grommets).
19. Brake wear is influenced by many factors; operators, tractor to trailer balance, application (city, flat, hilly or mountains), environmental contamination, use of hand operated trailer brakes, aerodynamics additions, engine size, vehicle and load weight, the use of engine brakes; to name a few. Due to these and other potential variables and the influence they may have on product performance, Hendrickson does not warrant the life cycle, or service life, of drum brake linings or disc brake pads.



20. ULTRAA-K® Ten Year Structural Corrosion Warranty:
- Hendrickson warrants the ULTRAA-K slider box weldment against structural failures resulting from corrosion induced by typical On-Highway environmental conditions.
 - Use of high pressure wash, aggressive solvents or cleaners will void the structural corrosion warranty.
 - Does not include slider box weldment surface rust.
 - Structural corrosion warranty coverage is limited to the ULTRAA-K slider box weldment only. Does not apply to components or options attached to the slider box by Hendrickson, including but not limited to: locking pins, body clips, valve or air tank mounting, SURELOK®, mud flap attachment.
 - Valid only for hot dip wax coating applied by Hendrickson. Removal of Hendrickson-applied coating will void the structural corrosion warranty, refer to Hendrickson literature number T12004 Surface Coat Maintenance.
21. The vent plug for the Wabco TRISTOP™ D IBV (Internal Breathing Valve) brake chambers doubles as a check valve, operating with vent plug not properly installed will void the ADB warranty.
22. Wheel-end repairs performed prior to contacting Hendrickson Technical Services (page 2) voids the warranty.
23. Hendrickson does NOT recommend the use of any brand or type of tire sealant(s) when equipped with a tire inflation system.



ADDITIONAL WARRANTY COVERAGE INFORMATION

This section includes additional warranty information relative to the items listed below.

QUIK-ALIGN® PIVOT ASSEMBLY

Original equipment manufacturers (OEMs) have the option of ordering Hendrickson suspensions in one of two states: pre-aligned (available only on VANTRAAX® or ULTRA-K® slider suspension systems) or standard (non pre-aligned - available on all Hendrickson suspension systems). In either state, the pivot connection is warranted for one year parts and labor. The difference is in application and is as follows:

Hendrickson's pre-aligned pivot connection warranty applies to all QUIK-ALIGN® pivot assemblies since installation and final assembly of the pivot connection is performed by Hendrickson.

Hendrickson's standard (non pre-aligned) pivot connection warranty coverage applies only to QUIK-ALIGN pivot assemblies where proper installation and final assembly were performed. The installation and final assembly of the suspension pivot connection is performed by the respective trailer OEM. Proper installation includes, but is not limited to, the use and removal of the Torx® head of the pivot bolt to ensure proper pivot assembly torque along with the proper mounting of the alignment washers/collars (refer to Hendrickson literature numbers [L577 HT/HS/HK Installation Procedures](#) and [L579 Alignment Procedures](#) for additional assembly requirements). Pivot assembly components must be available for review for warranty consideration. Pivot assemblies that are missing the plastic band or other reuse indicator, on the pivot bolt hardware are not covered.

PRE-ALIGNED VANTRAAX® OR ULTRA-K® WARRANTY STATEMENT

Pre-aligned slider systems are built on precision fixtures and feature axles that are perpendicular to the slider box and parallel to each other. Documented measurement data confirms alignment and is shipped with each slider suspension system built with this option.

The trailer OEM is responsible for the total trailer alignment and all facets of construction required to accommodate the slider suspension system, such as trailer frame construction, proper placement of the kingpin, proper body rail installation and proper body rail spacing. Hendrickson provides body rail installation and spacing recommendations in various installation drawings.

Hendrickson does not recommend additional alignment adjustments by the dealer or distributor prior to delivery to the final customer (i.e., fleet, owner operator) and will not reimburse for any related parts or labor expenses from such additional adjustments. Hendrickson warrants the perpendicularity and parallelism of the axles relative to the slider box itself, based on established Hendrickson specifications, only until delivery of the pre-aligned slider suspension system to the trailer OEM.

If a performance concern is expressed by the customer regarding a pre-aligned slider suspension system, the customer or trailer OEM dealer should CONTACT HENDRICKSON prior to performing any adjustments or repairs. Hendrickson will guide and provide assistance to the customer, dealer and/or repair facility through validation checks and will provide corrective actions as necessary.

AIR DISC BRAKE WARRANTY STATEMENT

Hendrickson MAXX22T™ trailer air disc brake systems installed by Hendrickson will carry a limited parts and labor warranty, excluding all normal wear (Refer to [page 9](#)). Other air disc brake packages installed by Hendrickson will carry a limited one-year parts and labor warranty, excluding all normal wear.

Hendrickson offers air disc brakes with our standard service and RTR® READY-TO-ROLL® HXL wheel-end packages. In order to maintain the integrity of the wheel-end warranty, customers must contact Hendrickson Technical Services prior to performing maintenance on any air disc brake components and/or the wheel-end assembly.

Component supplier additional warranty coverages related to either ADB components or hub assembly packages will be administered direct with the customer by the respective component supplier.

DISC VERSUS DRUM

Brake wear is influenced by many factors; owner or broker, tractor to trailer balance, application (intercity, flat hilly or mountains), contamination, use of hand brakes, aerodynamics additions, engine size, vehicle and load weight and the use of engine brakes to name a few. Due to these and other potential variables and the influence they may have on product performance, Hendrickson cannot predict the life cycle of linings, pads or comparison of pads vs linings in a general statement. Each fleet scenario or comparison needs to be reviewed individually based on its own factors.

**INTERMODAL CHASSIS APPLICATIONS
WARRANTY STATEMENT**

The specified warranty for INTRAAX® suspensions used in intermodal chassis applications per Hendrickson literature number L707 *Application Guide* is based on a typical annual average usage of less than 15,000 miles. However, some applications may exceed 15,000 miles per year. Hendrickson, at its sole discretion, may adjust warranty coverage on a case-by-case basis for applications exceeding 15,000 miles per year during the respective warranty period.

Hendrickson Trailer Commercial Vehicle Systems (Hendrickson) warrants that its INTRAAX axles, when equipped in intermodal chassis axle applications, shall be free of defects and workmanship for the time periods listed in the following table:

ITEM DESCRIPTION	TYPE ¹	PARTS	LABOR
Axle	INTRAAX	7 years	7 years
Rust Jacking ²		10 years	1 year
All other axle related components		1 year	1 year

¹ Refer to APPENDIX A: HENDRICKSON SUSPENSION/AXLE TYPES on page 23.

² Hendrickson E-coated shoes. Does not apply to all other brake issues.

LABOR ALLOWANCES

Air Controls	16
Air Reservoir	16
Air Springs	16
Alignment	16
Axle	16
Beam (Non-integrated trailer axle)	17
Brakes, ADB	17
Brakes, Drum	18
Bushings	19
Center Lift	19
CONNEX™ ST	19
Frame Brackets	19
HTRAAX	19
Pivot Bolts	20
QUIK-DRAW®	20
Shocks	20
Slider Box	20
SURELOK®	21
Tire Inflation Systems	21
UBL™ UNDER BEAM LIFT™	22
Wheel-end	22

The standard repair times (labor allowances) listed here include, but are not limited to, the parts in the itemized description. It may be necessary to remove and install additional parts not included in the basic descriptions in order to complete the warranty repair.

Detailed repair descriptions must be included with the submitted warranty claim.

If a warranty claim is submitted with a repair time in excess of the following labor allowances, a detailed description explaining the reason for the excess is required.

The following labor allowances have been based upon work conducted by various repair facilities utilizing approved Hendrickson procedures and include technician set-up time, diagnostic time and consideration of applicable supervisory/administration requirements. **CONTACT HENDRICKSON** to request approval for additional time, if necessary.

Refer to the **HENDRICKSON SUSPENSION/AXLE TYPES** on page 23 for an explanation of the abbreviations (e.g., HKA, UTK, AAZ, etc.) used in the following labor allowances.



COMPONENT DESCRIPTION	HOURS	COMPONENT DESCRIPTION	HOURS
AIR CONTROLS		ALIGNMENT	
Air control kit, with enclosure	1.0	Axle alignment	
Air gauge	0.5	Non-steer dual axles with QUIK-ALIGN®	1.0
Air pilot valve	1.0	Each additional axle	0.5
Axle vent	0.7	Includes:	
Brake protection valve	1.0	• Removal and replacement of:	
Dial-a-ride	1.0	– QUIK-ALIGN pivot connection hardware	
Flipper valve	1.0	Non-steer dual axles with welded collars)	1.5
Hand control valve	1.0	Each additional axle	0.8
Height control valve	1.0	Includes:	
Includes:		• Removal and replacement of:	
• Removal and installation of:		– Pivot connection hardware	
– Height control valve linkage		CONNEX™ ST (CXSL steer axle)	1.5
– Ride height adjustment		Includes	
Height control valve linkage	0.5	• Toe adjustment	
Lift control valve/kit	1.0	• Removal and replacement of:	
Load Scale/Kit	1.0	– Pivot connection hardware	
Manual exhaust valve	1.0	Toe adjustment only	0.5
Pressure protection valve	1.0	AXLE	
Quick release valve	1.0	NON-INTEGRATED TRAILER AXLE	
Solenoid valve	1.0	(e.g. TRLAXLE®, HCA® AXLE ONLY)	
AIR RESERVOIR		Welded attachment	9.5
Air reservoir	1.0	U-bolt attachment	5.5
AIR SPRINGS		Includes:	
Air spring/piston		• Removal and replacement of:	
Each air spring (up to three)	1.0	– Pivot connection hardware	
Each additional air spring	0.5	– Axle from beam	
Air spring pedestal (bolt-on)		• Redressing (grinding) axle seats	
INTRAAX®, VANTRAAX®, ULTRAA-K®	0.5	• Axle alignment	
Includes:		• Removal and installation of:	
• Removal and installation of:		– Tire/wheel assembly	
– Air spring lower mounting nut		– Hubs and drums	
– Pedestal mounting hardware		– Springs, air or mechanical	
– Tighten all fasteners to torque		– Shocks and shock mounting hardware	
Air spring pedestal (weld-on)		– Height control valve, if equipped	
INTRAAX	1.0	– ABS valves and sensor wiring	
Includes:		– Brake chambers	
• Removal and installation of:		– Slack adjusters	
– Air spring lower mounting nut		– S-cams	
– Pedestal mounting welds		– S-cam bearings	
		– Brake shoes with linings and hardware, if required	
		U-bolts (per axle seat)	
		One U-bolt	0.8
		Both	1.4



COMPREHENSIVE WARRANTY STATEMENT USA AND CANADA

COMPONENT DESCRIPTION	HOURS	COMPONENT DESCRIPTION	HOURS
INTEGRATED AXLE (HALFTRAAX™)		BEAM (NON-INTEGRATED TRAILER AXLE)	
HTRAAX (axle/beam weldment)	6.0	Beam and axle seat assembly for	
Exception:		HT (beam only)	4.0
Auto hauler	12.5	Y-beam (beam only) 1 beam	7.5
Lowboy / Double drop	10.0	Y-beam (beam only) 2 beams	14.0
With ADB	8.0	T suspensions	4.0
Includes:		BRAKES, ADB	
• Removal and replacement of:		Brake chamber	0.5
– Pivot connection hardware		Brake dust shield, clamp (with wide base tires)	
• Axle alignment		1 wheel-end	0.3
• Removal and installation of:		2 wheel-ends	0.5
– Tire/wheel assembly		3 wheel-ends	0.8
– Hubs		4 wheel-ends	1.0
– Air springs		NOTE: Does not require wheel removal.	
– Shocks and shock mounting hardware		Caliper	2.1
– Height control valve		Includes:	
– ABS valves and sensor wiring		• Removal and installation of:	
– Caliper for ADB		– Tire/wheel assembly	
– Drum Brakes (all that apply)		Pads (with linings, per axle)	
» Drums		INTRAAX®, VANTRAAX®, ULTRAAX-K®	1.0
» Brake chambers		TRLAXLE®, B2AHT, CONNEX, CONNEX ST	1.0
» Slack adjusters		Includes:	
» S-cams		• Removal and installation of:	
» S-cam bearings		– Tire/wheel assembly	
» Brake shoes with linings and hardware		• Removal and replacement of:	
		– ADB brake pad with lining	
		• Brake adjustment	
		NOTE: Does not require caliper, hub or rotor removal.	
UNITIZED (AXLE/BEAM WELDMENT)		Rotor	3.0
CONNEX™, CONNEX ST HTRAAX	6.0	Includes:	
Exception:		• Removal and installation of:	
Auto hauler	12.5	– Tire/wheel assembly	
Lowboy / Double drop	10.0	– Caliper assembly	
With ADB	8.0	– Hub	
Includes:		Tighten caliper mounting screws to specified torque	
• Removal and replacement of:		(per trailer, 6 screws for ea. of 4 wheel-ends)	0.8
– Pivot connection hardware			
• Axle alignment			
• Removal and installation of:			
– Tire/wheel assembly			
– Hubs			
– Air springs			
– Shocks and shock mounting hardware			
– Height control valve			
– ABS valves and sensor wiring			
– Caliper for ADB			
– Drum Brakes (all that apply)			
» Drums			
» Brake chambers			
» Slack adjusters			
» S-cams			
» S-cam bearings			
» Brake shoes with linings and hardware			



COMPONENT DESCRIPTION	HOURS	COMPONENT DESCRIPTION	HOURS
BRAKES, DRUM			
Brake camshaft (requires hub removal)		Brake chamber	0.8
CONNEX™ ST (with Hendrickson cam tube)	3.0	Brake Chamber Bracket (BCB)	
INTRAAX® models "A", "B" (prior to 5/2001)	3.0	TRLAXLE (each)	1.8
TRLAXLE® (no cam tube)	3.5	Includes:	
TRLAXLE (with Hendrickson cam tube) ¹	4.0	• Remove and replace (weld attachment):	
Includes:		– Weld prep	
• Removal and replacement of:		– Position	
– S-cam bushings replacement (no cam tube)		– Weld	
– Cam tube (if equipped)		• Removal and installation of:	
• Removal and installation of:		– Brake chamber and hoses	
– Tire/wheel assembly		• Check slack adjuster stroke adjustment	
– Slack adjuster			
– Hub and drum		BCB Reinforcement (per BCB)	
• Brake adjustment		AAL	1.0
Brake camshaft (does not require hub removal)		AANT	1.0
INTRAAX (with Hendrickson cam tube)	1.6	TRLAXLE equipped with 12.25" brake	1.0
INTRAAX model "C" (No cam tube)	1.6	Includes:	
(prior to 5/2001)		• Reinforcement plates added per BCB, per	
Includes:		Hendrickson provided instruction	
• Removal and replacement of:		Brake drum (outboard)	0.5
– S-cam bushings replacement (no cam tube)		Includes:	
– Cam tube (if equipped)		• Removal and installation of:	
• Removal and installation of:		– Tire/wheel assembly	
– Tire/wheel assembly		• Brake adjustment	
– Brake drum		Brake dust shield (clamp and bolt-on)	
– Slack adjuster		Each (up to two)	0.5
• Brake adjustment		Each additional	0.25
Brake cam tube assembly		Brake hose (relay valve to brake chamber)	0.5
(Does not require tire/wheel, drum, hub or S-cam		Brake shoes with linings (per axle)	
removal.)		INTRAAX, VANTRAAX, ULTRAA-K	2.5
INTRAAX, ULTRAA-K® or VANTRAAX®	0.8	(Does not require hub removal.)	
TRLAXLE	1.0	TRLAXLE	2.5
Includes:		Includes:	
• Removal and installation of slack adjuster		• Removal and installation of:	
• Brake adjustment		– Tire/wheel assembly	
Additional labor time is required for:		– Drum	
• Weld according to procedure	0.3	– Hub (Inboard mounted drum only)	
		• Removal and replacement of:	
		– Brake shoe with lining	
		• Brake adjustment	

¹ Includes CONNEX or B2AHT factory assembly.



COMPONENT DESCRIPTION	HOURS	COMPONENT DESCRIPTION	HOURS
S-cam bushing kit (each)	1.6	CENTER LIFT	
Applies to Hendrickson axles without cam tube		Center lift air spring	0.5
Includes:		CONNEX™ ST	
• Removal and installation of:		Lock-straight assembly	
– Tire/wheel assembly		Air actuator	0.5
– Drum		Lock-straight air chamber	0.5
– Brake shoes with lining		Arm assembly (each)	0.5
– Hub		Steering knuckle or kingpin (each)	4.0
– S-cam		Kingpin bushing kit	4.0
• Brake adjustment		NOTE: Steering Knuckle or Kingpin - same time (each) as kingpin bushing kit	
Additional labor time is required for:		Includes:	
• Hub removal (refer to hub hours)		• Removal and installation of:	
S-cam support bracket (each)	3.0	– Tire / wheel assembly	
Applies to Hendrickson axles without cam tube		– Brake components	
Includes		– Wheel-end components	
• Remove and replace (weld attachment):		– Wheel-cut stop bolts	
– Weld prep		– Kingpin	
– Position		Tie rod	1.5
– Weld		Includes:	
• Removal and replacement of:		• Removing and installation of:	
– S-cam support bracket assembly		– Locking clamps	
• Removal and installation of:		– Tie rod bracket	
– Tire/wheel assembly		• Align and tach weld tie rod washers (x2)	
– Hub and drum		• Toe adjustment:	
– Slack adjuster		Tie rod end (each)	0.8
– Air chamber		Tie rod end (both)	1.5
– S-cam		Includes:	
• Brake adjustment		• Removing and installation of:	
Slack adjuster	0.7	– Locking clamps	
Includes:		– Tie rod end	
• Troubleshooting		• Toe adjustment:	
BUSHINGS		FRAME BRACKETS	
Bushing tube spacers (per axle)	1.5	Frame bracket (bolt-on)	3.0
Equipped with UBL™	2.0	Includes:	
Equipped with UBL (Bolt-on front plate)	2.5	• Removal and replacement of:	
Includes:		– Pivot connection hardware	
• Removal and replacement of:		• Axle alignment	
– Bushing tube spacers		Frame bracket (welded)	4.0
– Pivot connection hardware		Includes:	
• Axle alignment		• Removal and replacement of	
TRI-FUNCTIONAL® Bushings (per axle)	4.0	– Pivot connection hardware	
Equipped with UBL	4.5	• Axle alignment	
Includes:		HTRAAX	
• Removal and replacement of:		(See INTEGRATED AXLE (HALFTRAAX™) on page 17)	
– TRI-FUNCTIONAL Bushings			
– Bushing tube spacers			
– Pivot connection hardware			
• Axle alignment			



COMPONENT DESCRIPTION	HOURS	COMPONENT DESCRIPTION	HOURS
PIVOT BOLTS			
Pivot connection hardware (per axle)	1.0	<ul style="list-style-type: none"> Removal and replacement of: <ul style="list-style-type: none"> Pivot connection hardware Axle alignment Removal and installation of: <ul style="list-style-type: none"> Tire/wheel assembly Air springs Shocks and shock mounting hardware Air lines One air reservoir and mounting brackets Air valves Suspensions Brake lines Brake valves ABS valves and sensor wiring Height control valve QUIK-DRAW slider pin-pull mechanism SURELOK® trailer ride height locking system 	
Includes:		Does not include:	
<ul style="list-style-type: none"> Removal and replacement of: <ul style="list-style-type: none"> Existing pivot connection hardware Axle alignment 		(Additional labor time is required for these items.)	
QUIK-DRAW®		<ul style="list-style-type: none"> Additional air reservoirs and mounting brackets Binkley Quick Release pin-pull mechanism Tire inflation systems 	
QUIK-DRAW control valve	1.0	Slider box replacement (AAZ models)	
QUIK-DRAW control valve knob	0.2	Single	8.0
QUIK-DRAW linear actuator (HK/HKA/UTK models):		Tandem	12.0
Front	0.5	Includes:	
Rear	0.8	<ul style="list-style-type: none"> Removal and replacement of: <ul style="list-style-type: none"> Pivot connection hardware Axle alignment Removal and installation of: <ul style="list-style-type: none"> Tire/wheel assembly Air springs Shocks and shock mounting hardware Air lines One air reservoir and mounting brackets Air valves Suspensions Brake lines Brake valves ABS valves and sensor wiring Height control valve QUIK-DRAW slider pin-pull mechanism 	
QUIK-DRAW air chamber actuator (AAZ models)	0.8	Does not include:	
QUIK-DRAW retrofit kit (HK/HKA/UTK models)	2.0	(Additional labor time is required for these items.)	
Includes:		<ul style="list-style-type: none"> Additional air reservoirs and mounting brackets Tire inflation systems 	
<ul style="list-style-type: none"> Removal of original pin-pull mechanism 			
SHOCKS			
Shock absorber	0.5		
ZMD® Down stop	0.5		
Shock bracket (upper)			
Weld-on	1.5		
Bolt-on	1.0		
Shock mount (lower)			
INTRAAX®, VANTRAAX®, ULTRA-A-K®, HT250US	1.3		
Includes:			
<ul style="list-style-type: none"> Removal and replacement of <ul style="list-style-type: none"> Nut within beam 			
or			
<ul style="list-style-type: none"> Modification / repair per L635 			
Shock strap	0.5		
Options:			
Rear-mount shock bracket (lower)			
AAL, AAEDT and AAEDL	1.0		
SLIDER BOX			
K-brace reinforcement plate installation	3.0		
VANTRAAX HKAT 50K (HKA250) only;			
quantity of four per slider			
Slider box replacement			
(HK/HKA/UTK models)			
Single (HKA models only)	8.0		
Tandem	12.0		
Tridem (HKA models only)	16.0		
Includes:			



¹ After March 2012, the rotary union was mounted in the hubcap and a tee fitting was not included.



COMPONENT DESCRIPTION	HOURS	COMPONENT DESCRIPTION	HOURS
UBL™ UNDER BEAM LIFT™			
UBL air spring (each)	1.0	Inner wheel seal	
UBL kit		Drum brake	1.4
Complete installation (per axle)	4.5	Exception: Auto hauler	2.0
UBL bracket removal and installation		Air disc brake	2.5
Frame bracket attachment (each)	1.0	Exception: Auto hauler	3.1
Beam attachment - welded (each)	1.7	Includes:	
		• Removal and installation of:	
		– Caliper Assembly	
		– Torque caliper to carrier bolts	
		Additional labor time is required for these items:	
		• Bearing cone and cup (in hub) replacement	0.9
		(inner, outer or both)	
		• ABS wheel sensor bracket	0.6
		• Lube saturated brake shoes	0.5
WHEEL-END		WEM (Wheel-end Monitor) replacement (each)	0.2
ABS wheel sensor (one)	1.0	Wheel-end Play (each wheel-end)	1.0
Includes:		Adjustment and lube (if necessary)	
• Removal and installation of:		Includes:	
– Tire/wheel assembly		• Removal and installation of:	
– Brake drum		– Tire/wheel assembly	
ABS wheel sensor bracket (one)	0.6	– Hubcap	
Additional labor time may be required for these items:		Wheel studs (up to three)	1.7
• Hub removal (refer to hub hours)		– More than three (one hub)	2.2
Adjust ABS wheel sensors	0.5		
(without dust shields, up to four sensors)			
Axle filter	1.0		
(Tire/wheel removal not required)			
Includes:			
• Removal and installation of:			
– Hubcap - replace gasket			
– Spindle end plug - replace			
Hub, drum brake			
(Removal and Replacement)	1.4		
Exception: Auto hauler	2.0		
Includes:			
• Removal and installation of:			
– Tire / wheel assembly			
– Brake drum			
Additional labor time is required for these items:			
• Air disc brake, remove and install	1.7		
• ABS wheel sensor bracket, replace	0.6		
Hubcap/gasket			
(tire / wheel removal not required)			
– Up to a quantity of two	0.5		
– Each additional hubcap/gasket	0.25		



APPENDIX A: HENDRICKSON SUSPENSION/AXLE TYPES

The suspension type abbreviations used in the COVERAGE TABLES on page 8 through page 11 are defined as follows:

SLIDER SUSPENSION SYSTEMS

- AAZ** INTRAAX®-SP Integrated Air Slider Suspension System is a Hendrickson integrated axle/beam weldment mounted on a Hendrickson Z-rail platform slider. In cases where warranty coverage or components differ for a certain AAZ model, the specific model will be noted by one of the following descriptions: AAZNT, AAZL.
- HK** HT™ suspensions on K-2 slider box
- HKA** VANTRAAX® Integrated Air Slider Suspension Systems equipped with INTRAAX axle/beam weldments on a K-2® slider box. In cases where warranty coverage or components differ for a certain VANTRAAX model, the specific model will be noted by one of the following descriptions: HKANT, HKAT, HKAL, HKARL.
- HS** HT suspensions on HS slider box
- HTZ** Any HT suspension on a Z-rail platform slider. In cases where warranty coverage or components differ for a certain HTZ model, the specific model will be noted by a similar description to the following: HTZUS.3.
- RS** Sliding trailing arm suspension, manufactured by the Dana Corporation prior to 2007. Last manufactured by Hendrickson 2008.
- UTK** All ULTRAA-K® Integrated Air Slider Suspension Systems equipped with INTRAAX axle/beam weldments on a G-rail slider box. At the time of this publication, only UTKNT 40K model type applies.

PRIMARY FIXED AND LIFTABLE SUSPENSIONS

- AA** All INTRAAX primary suspensions. In cases where warranty coverage or components differ for a certain INTRAAX model, the specific model will be noted by one of the following descriptions: AANT, AAT, AAEDT, AANLS, AANL, AAL, AAEDL.
- B2AHT** Non-integrated beam-to-axle suspension system assembled by Hendrickson to include HT and TRLAXLE® components prior to 01/01/2017 production. See CXU.
- CXSL** CONNEX™ ST Self-Steer Suspension System assembled by Hendrickson.
- CXU** CONNEX™ Unitized Air Suspension System with Hendrickson HT suspension and TRLAXLE assembled by Hendrickson. Formally B2AHT.
- CXY** CONNEX™ Unitized Air Suspension System with Hendrickson HT Y-beam suspension and TRLAXLE assembled by Hendrickson.
- HT** HT™ Series primary suspensions
- RF** Fixed trailing arm suspension, manufactured by the Dana Corporation prior to 2007. Last manufactured by Hendrickson 2008.
- T** T Series primary suspensions.

AXLES

- HCA®** Hendrickson Chassis Axle.
- INTRAAX** Integrated trailer axle as a component of an INTRAAX suspension.
- TRLAXLE®** Non-integrated trailer axle only, includes brackets.

All Refers to all applicable Hendrickson suspension/axle descriptions listed above.

APPENDIX B: TRAILER APPLICATIONS

ON-HIGHWAY

(Dry freight or refrigerated van trailer moving different types of freight, include city delivery).

- Operation on road surfaces of good to excellent concrete or asphalt.
- Generally distances are more than 30 miles between starting and stopping. - LineHaul.
- Pick up and delivery service within cities and/or suburban areas. – city delivery.
- Three (3) miles between starts/stops (typical). – City Delivery.
- 100% load going /40% or more load return (typical).

VOCATIONAL

- Movement of material to and from a job site.
- Movement of production related products, supplies and tools between job sites.
- Movement of processing equipment and laboratories on job sites.
- Movement of petroleum or liquid product, gases, to processing, delivery or fueling sites.
- Movement of wood chips between mills or other facilities.
- Movement of rock, ore, gravel and minerals between mine sites and delivery sites.
- Movement of heavy equipment or materials at legal maximums or special permit loadings.
- Vehicles used for residential refuse / recycle pickup.

- Vehicles operated in commercial / industrial pickup.
- Vehicles used in transfer / relocation on a maximum grade of 8%, typically greater than 10 miles per trip.
- 90% of operation time on road surfaces of concrete or asphalt and up to (less than) 10% of operation time on maintained gravel, crushed rock, hard packed dirt, landfill or into sandy or muddy job sites. Vehicles operating less than 90%, refer to Off-Highway.
- 100% load going and typical empty return.
- Maximum grades of 12%.

OFF-HIGHWAY

- Movement of heavy equipment, rock, ore, gravel and minerals at and between mine sites and property development delivery sites.
- Movement of farm produce or feed on farm properties.
- Movement of raw petroleum products; i.e.: oil field applications.
- Movement of logs, wood chips and wood pulp between logging sites and / or mills.
- Vehicles operating in ice road environments.
- Vehicles used for refuse / recycle landfill operations.
- Operation exceeding 10% of the time on maintained gravel, crushed rock, hard packed dirt, landfill, ice roads, unimproved surfaces such as loose dirt, mud and sand.

For application requirements, refer to Hendrickson literature number L707 Hendrickson Application Guide online at www.hendrickson-intl.com/TrailerLit.

Actual product performance may vary depending upon vehicle configuration, operation, service and other factors.

Call Hendrickson at 866.RIDEAIR (743.3247) for additional information.



www.hendrickson-intl.com

TRAILER COMMERCIAL VEHICLE SYSTEMS

2070 Industrial Place SE
Canton, OH 44707-2641 USA
866.RIDEAIR (743.3247)
330.489.0045 • Fax 800.696.4416

Hendrickson Canada

250 Chrysler Drive, Unit #3
Brampton, ON Canada L6S 6B6
800.668.5360
905.789.1030 • Fax 905.789.1033

Hendrickson Mexicana

Circuito El Marqués Sur #29
Parque Industrial El Marqués
Pob. El Colorado, Municipio El Marqués,
Querétaro, México C.P. 76246
+52 (442) 296.3600 • Fax +52 (442) 296.3601

"4000" SERIES

For the best results, use a Custom Hoists single-acting telescopic cylinder to meet today's rigid application requirements. Our quality features include:

Self-Bleeding design; no air to bleed, which reduces labor/maintenance charges.

Less Oil required to fill the cylinder. Less Oil = Less Weight or more payload.

Pre-Loaded v-packing with self-adjusting **wave spring** energizer to maintain a continuous force on the packing.

Threaded headnuts for added strength and **field seal adjustability**.


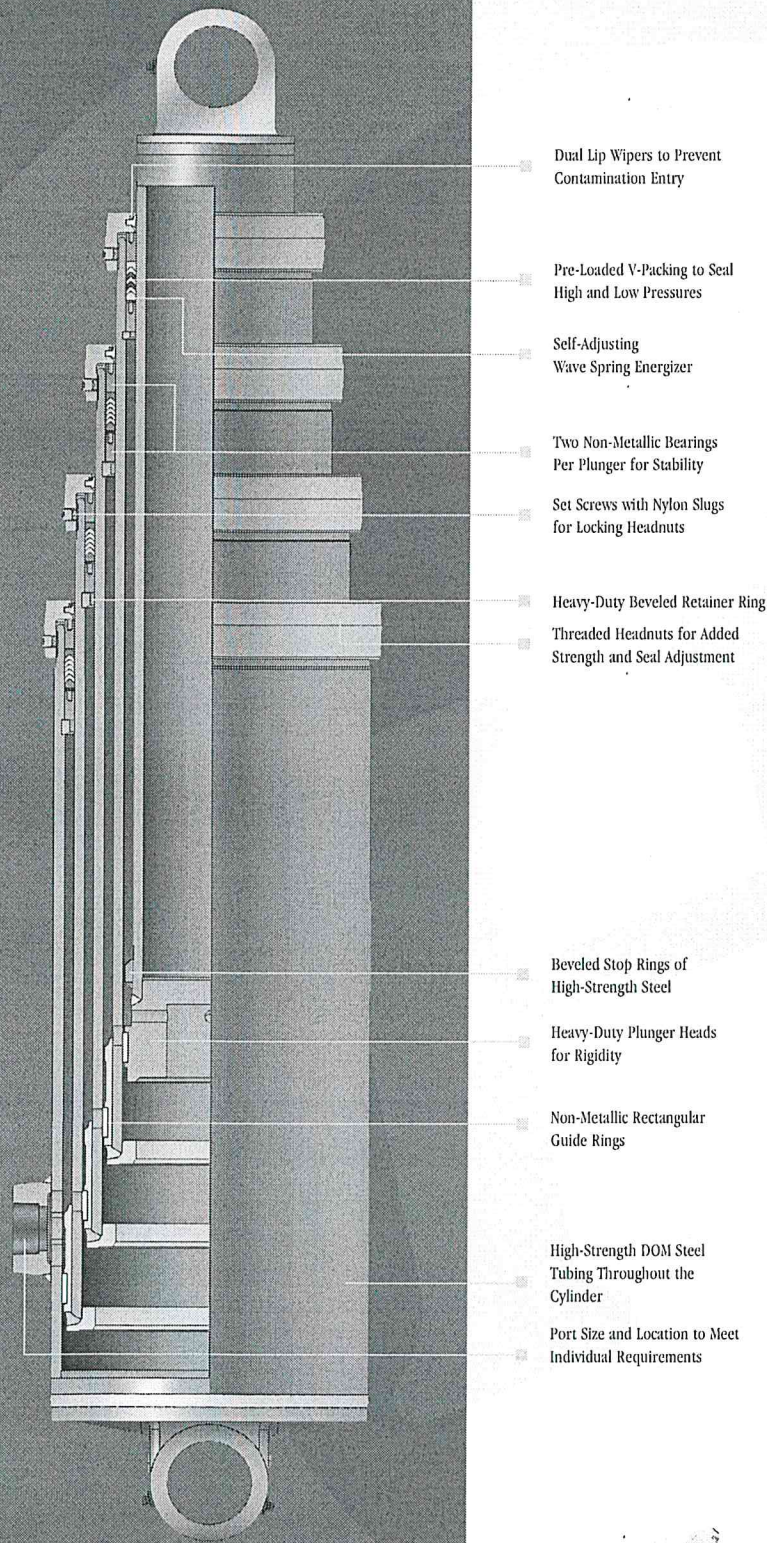
Longer Bearing Length (overlap) for stability.

Beveled stop rings and retaining rings for plunger centering.

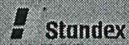
Stock Models inventoried at five warehouse locations throughout the U.S. to meet your immediate requirements.

Custom Products shipped on schedule, when you want it.

Plus lifting capacity unsurpassed by other major brands in the industry and a Two-Year Warranty.



ISO 9001-2008 Registered Company



771 Cty. Rd. 30A, Ashland, Ohio 44805
Phone 419.368.4721 • 1.800.837.4668
FAX 419.368.4209 • 1.800.224.6478


www.customhoists.com

T E L E S C O P I C

SINGLE
acting

C Y L I N D E R

INSIDE the POWER



Custom Hoists single-acting telescopic cylinders feature a number of benefits to perform in today's rigid applications. We use high-strength DOM tubing throughout the cylinder to work in applications with system pressures up to 3,000 P.S.I. Available to meet specific demands are 2" through 14-1/4" plunger diameters with strokes up to 400" and two through six moving stages. Our cylinders also have pre-loaded, self-adjusting v-packing to seal high and low pressure with a wave spring energizer to maintain continuous force on the packing; threaded headnuts for extra strength and field seal adjustment; dual lip wipers to prevent contamination entry; beveled retaining rings and pistons for plunger centering; unsurpassed

lifting capacity; and an easy access manual bleeder valve on invert mounted applications. Custom Hoists offers a variety of end mountings and either standard NPTF or SAE o-ring ports to match specific requirements. Available on request are hard chrome-plated or nitrided plungers, automatic bleeder valves and double-acting last plungers if your application requires the body to be pulled back over center. Take a look at our line and provide us with the seven basic specifications listed below. We will design a cylinder to make your job easier every day, while performing for years at a competitive price.

INDIVIDUAL PLUNGER LIFTING CAPABILITIES

Plunger Diameter (IN.)	Cross Sectional Area (SQ. IN.)	1,500 PSI (LBS.)	1,800 PSI (LBS.)	2,000 PSI (LBS.)	2,500 PSI (LBS.)
2	3.14	4,710	5,672	6,280	7,850
3	7.06	10,590	12,708	14,120	17,650
4	12.56	18,840	22,608	25,120	31,400
5	19.63	29,445	35,334	39,260	49,075
6	28.27	42,405	50,886	56,540	70,675
7	38.48	57,720	69,264	76,960	consult factory
8	50.26	75,390	90,468	100,520	consult factory
8 1/4	53.50	80,250	96,300	107,000	consult factory
9 1/8	65.40	98,100	117,720	130,800	consult factory
9 3/4	74.50	111,750	134,100	149,000	consult factory

SEVEN BASIC SPECS:

Application • Closed Length • Length of Stroke • Mounting Options
Maximum Load • System Working Pressure • System Flow G.P.M.

Largest Moving Stage

85-4402-250

Number of Moving Stages

85-4402-250

Stroke in Inches

85-4402-250

Design Sequence Number

85-4402-250

Cylinder Type

85-4402-250

MODEL NUMBER I.D.

MATE LIMITED WARRANTY

MATE, INC. agrees to warrant to the owner for a period of 12 months and upon the conditions hereinafter set forth, each new trailer sold by it to be free from defects in material and workmanship (specifically excluding herefrom component parts and accessories manufactured, furnished and supplied by others) under normal use, maintenance and service. Except for the above Warranty, it is agreed and understood that no other WARRANTY expressed, implied or statutory is made by MATE, INC. or its selling branch or dealer. The obligations under this Warranty shall be limited to repair or replacement including labor at its factory or branch which upon examination by MATE, INC. shall disclose to their satisfaction to have been defective in material and/or workmanship. This must be brought to the attention of MATE, INC. by written notification within ten (10) days.

The foregoing shall be Owner's sole and exclusive remedy whether in contract, tort or otherwise, and MATE, INC. shall not be liable for injuries to persons or property.

In no event shall MATE, INC. be liable for incidental or consequential damages or commercial losses nor for any loss or damage except as above set forth.

This Warranty does not apply to, and no Warranty is made by MATE, INC., except as to title, regarding any purchased component parts and accessories, manufactured, supplied and/or furnished by others, such as, but not limited to, tires, tubes, suspensions, axle assemblies, wheels, bearings, landing gears, brakes, anti-lock components, spring brakes, air brake valves, lights and hydraulic components, or any non-standard features or items specified by the purchaser, nor does this Warranty expand, enlarge upon, or alter in any way, the Warranties provided by the makers and suppliers of such component parts and accessories.

This Warranty shall not apply with respect to any claimed defect which in the judgement of MATE, INC. has arisen from repair or alteration outside of the factory or branch of MATE, INC., or from misuse, negligence or accident, or from operation at a speed exceeding State Laws or loading beyond the rated load established by State Laws.

DATE _____ VIN _____

CUSTOMER _____



JEFFERSON PARISH

DEPARTMENT OF PURCHASING

CYNTHIA LEE SHENG
PARISH PRESIDENT

RENNY SIMNO
DIRECTOR

September 14, 2020

ADDENDUM # 1

Bid Number: 50-00131987

Receipt Date: September 24, 2020
Postponed to Date: N/A

Description of Bid: ONE (1) YEAR CONTRACT FOR TRAILERS FOR THE JEFFERSON PARISH DEPARTMENT OF FLEET MANAGEMENT

REVISION: SIX (6) ITEMS HAVE BEEN ADDED TO THE BID FORM. THE BID HAS GONE FROM A 17 ITEM BID TO A 23 ITEM BID.

ALSO, REVISED SPECIFICATIONS ARE ATTACHED BECAUSE A "SPECIFIC REQUIREMENTS" SECTION WAS ADDED ON PAGE 1

FINALLY, THE UPDATED JEFFERSON PARISH ANNOUNCEMENT TO BIDDERS DATED SEPTEMBER 2020 HAS REPLACED THE JANUARY 2020 ANNOUNCEMENT TO BIDDERS.

*** PLEASE SEE THE REVISED BID FORM ATTACHED. ***

*** YOU MUST USE THE REVISED BID FORM FOR YOUR BID SUBMISSION ***

Sincerely,

Shanna Folse

Shanna Folse, Buyer II
Jefferson Parish Purchasing Department

Bidders must acknowledge all addenda on the bid form. Bidder acknowledges receipt of this addendum on the bid form by indicating the addendum number listed above. Failure to list each addenda number on the bid form will result in bid rejection.

This addendum is a part of the contract documents and modifies the original bidding documents and specifications. The contents of this addendum shall be included in the contract documents. Changes made by this addendum shall take precedence over the documents of earlier date.

GENERAL GOVERNMENT BLDG. – 200 DERBIGNY ST., SUITE 4400, GRETN, LA 70053
OFFICE 504.364.2678

JOSEPH S. YENNI BLDG. – 1221 ELMWOOD PARK BLVD., SUITE 404, JEFFERSON, LA 70123
OFFICE 504.364.2678
EMAIL: PURCHASING@JEFFPARISH.NET WEBSITE: WWW.JEFFPARISH.NET



JEFFERSON PARISH

DEPARTMENT OF PURCHASING

CYNTHIA LEE SHENG
PARISH PRESIDENT

RENNY SIMNO
DIRECTOR

September 2020

Changes to Jefferson Parish Bidding Information

The Jefferson Parish Purchasing Department would like to make vendors aware of the following changes:

Total Bid Price Must Include the Cost of Naming Jefferson Parish as Additional Insured:

Bidder acknowledges that Bidder recovered the cost of any required insurance in the contract price as required by La.R.S. 9:2780.1 and that Bidder recovered any such cost for the purposes of insuring an obligation to indemnify Jefferson Parish, defend Jefferson Parish, or hold Jefferson Parish harmless and that Bidder's indemnity liability is limited to the amount of the proceeds that are payable under the insurance policy or policies that Bidder has obtained.

Electronic Procurement: Beginning November 1, 2020, Jefferson Parish will no longer accept manual bid submissions; and will only accept bid submissions electronically via our e-Procurement system, Central Bidding. Central Bidding can be accessed by visiting either www.centralbidding.com or www.jeffparishbids.net. All bidders will be required to register with Central Bidding. Jefferson Parish vendors are able to register for free by accessing the following link:
<https://www.centralauctionhouse.com/registration.php>.

Probable Construction Cost: Per Jefferson Parish Administrative Policy, the probable construction cost is not revealed in the Jefferson Parish Bidding Documents. Jefferson Parish Administrative Policy has changed and a range of the probable construction cost will be stated in the Jefferson Parish bidding document, entitled Important Notice to All Bidders – Bid Requirements. Per Louisiana Public Bid Law, the probable construction cost will be read at the bid opening.

Insurance Requirement: All bidders must provide proof of valid insurance in the required amounts as stated in the Standard Insurance Requirements for bidding purposes. Failure to provide the proof of valid insurance in all of the required coverage amounts will result in bid rejection.

GENERAL GOVERNMENT BLDG. – 200 DERBIGNY ST., SUITE 4400, GRETN, LA 70053
OFFICE 504.364.2678

JOSEPH S. YENNI BLDG. – 1221 ELMWOOD PARK BLVD., SUITE 404, JEFFERSON, LA 70123
OFFICE 504.364.2678
EMAIL: PURCHASING@JEFFPARISH.NET WEBSITE: WWW.JEFFPARISH.NET

1 YEAR CONTRACT FOR TRAILERS FOR JEFFERSON PARISH
DEPARTMENT OF FLEET MANAGEMENT

Bid #50-00131987

GENERAL:

Vendors are required to indicate the following information where required in the appropriate line items of the bid form:

- Manufacturer,
- Manufacturer part # and
- Vendor part #.

SPECIFIC REQUIREMENTS:

- All Trailers are to have "SPRING SUSPENSION"
- Tarp is to be "TARP-ROLL & VINYL"
- Frame is to be "ALUMINUM"

LOUISIANA STATE DEALER'S LICENSE:

In accordance with LA RS 32:1254 et seq and LA RS 38:2212.8, a Louisiana State Dealer's License is required. All bidders must provide a copy of their Louisiana Dealer's License with their bid submission. Failure to submit this copy will result in bid rejection.

ORDER PLACEMENT AND DELIVERY OF TRAILERS:

Upon order placement approved by Fleet Management, the successful vendor shall deliver trailers within 160 days of order placement.

SERVICING OF TRAILERS:

Successful vendor must pick up and/or deliver trailers for factory maintenance and/or warranty services within one (1) hour of notification by the Jefferson Parish Fleet Management Department. The trailers will be picked up and delivered to 4901 Jefferson Hwy., Suite A, Jefferson, LA 70121.

BRAND NAMES:

Where brand names are specified, it is for the purpose of establishing minimum standard of quality. Bids may be submitted for products for equal quality, provided the brand names are specified in the respective line items as indicated.

PRICING:

All pricing shall be firm for one (1) year as stated in contract or until contract expiration whichever is later.

TRAILER WARRANTY INFORMATION:

All new trailers must be delivered complete with standard factory warranty of a minimum of one year. Warranty information must be provided with the bid. Failure to submit will result in bid rejection.

TRAILER MANUALS:

Upon delivery of trailers, the successful vendor must provide manuals as indicated by each appropriate line item. Electronic copies of these manuals may be supplied at the successful vendor's cost.

SAFETY SPECIFICATIONS FOR ALL TRAILERS:

Must meet or exceed all federal and state safety standards.

INSURANCE:

Vendors will be required to present General Liability/Garage Liability and Worker's Comp Insurance with the bid.



JEFFERSON PARISH

DEPARTMENT OF PURCHASING

CYNTHIA LEE SHENG
PARISH PRESIDENT

RENNY SIMNO
DIRECTOR

May 2020

PURCHASING DEPARTMENT ANNOUNCEMENT

Public Access to the General Government Building and Joseph S. Yenni Building:

Effective **Monday, May 18, 2020**, Jefferson Parish Government buildings will be open to the public. All visitors will be required to wear a mask or face covering and undergo a temperature screening prior to entry.

Bid Openings:

Due to COVID-19 safety precautions, all public bid openings have been suspended. Bid openings will continue and be made available via phone conference by calling the following:

Dial-in Number: (504) 323-1800

Meeting ID: 181357

Bids will be accepted through Central Bidding or manual submission. Manually-submitted bids can be delivered to either Purchasing office location; however, if submitting bids on the day of the bid opening, bidders must submit at the West Bank location. Advertised bids will be received until 2 p.m. The bid opening teleconference will begin at 2:30 p.m. on each bid opening date.

If you have any questions, please contact the Purchasing Department at (504) 364-2678 or e-mail purchasing@jeffparish.net for assistance.

GENERAL GOVERNMENT BLDG. — 200 DERBIGNY ST., SUITE 4400, GRETNA, LA 70053
OFFICE 504.364.2678

JOSEPH S. YENNI BLDG. — 1221 ELMWOOD PARK BLVD., SUITE 404, JEFFERSON, LA 70123
OFFICE 504.364.2678
EMAIL: PURCHASING@JEFFPARISH.NET WEBSITE: WWW.JEFFPARISH.NET



BID #50-00131987

**ONE (1) YEAR CONTRACT FOR TRAILERS FOR THE
JEFFERSON PARISH DEPARTMENT OF FLEET MANAGEMENT**

September 24, 2020 @ 2:00 P.M.

ATTENTION VENDORS!!!

**Please review all pages and respond accordingly, complying with all
provisions in the technical specifications and Jefferson Parish Instructions
for Bidders and General Terms and Conditions. All bids must be received in
the Purchasing Department by the bid due date and time.**

**Jefferson Parish Purchasing Department
200 Derbigny Street-Suite 4400
Gretna, LA 70053**

**Buyer II Name: SHANNA FOLSE
Buyer Email: SFOLSE@JEFFPARISH.NET
Buyer Phone: 504-364-2680**

DATE: 9/14/2020
BID NO.: 50-00131987

INVITATION TO BID
THIS IS NOT AN ORDER

Page: 1

JEFFERSON PARISH

PURCHASING DEPARTMENT
P.O. BOX 9
GRETN, LA. 70054-0009
504-364-2678

BUYER: SFOLSE@jeffparish.net

BIDS WILL BE RECEIVED IN THE WEST BANK PURCHASING DEPT, SUITE 4400, JEFFERSON PARISH GENERAL GOVERNMENT BUILDING, 200 DERBIGNY STREET, GRETN, LA 70053 UNTIL 2:00 PM, 9/24/2020 AND PUBLICLY OPENED THEREAFTER.

For convenience, bidders may also submit bids in the East Bank Purchasing Department, Suite 404, Jefferson Parish Joseph S. Yenni Building, 1221 Elmwood Park Blvd., Jefferson LA 70123. However, if submitting bids on the day of bid opening, bidders must submit at the West Bank location only. All bids will be publicly opened at the West Bank location.

At no charge, bidders may also submit via Jefferson Parish's electronic procurement page by visiting www.jeffparishbids.net to register for this free site. Additional instructions are included in the text box highlighting electronic procurement.

LATE BIDS WILL NOT BE ACCEPTED

Unless submitting via online (see Page 3), each bid must be submitted in a sealed envelope bearing on the outside; the name of the Bidder, his address, and the name of the project for which the bid is submitted and the bid number.

NOTE: ONLY BIDS WRITTEN IN INK OR TYPEWRITTEN, AND PROPERLY SIGNED BY A MEMBER OF THE FIRM OR AUTHORIZED REPRESENTATIVE, WILL BE ACCEPTED. PENCIL AND/OR PHOTOSTATIC FIGURES OR SIGNATURES SHALL RESULT IN BID REJECTION.

INSTRUCTIONS FOR BIDDERS AND GENERAL CONDITIONS

THE FOLLOWING INSTRUCTIONS APPLY TO ALL BIDS

All bids submitted are subject to these instructions and general conditions and any special conditions and specifications contained herein, all of which are made part of this bid proposal reference. By submitting a bid, vendor agrees to comply with all provisions of Louisiana Law as well be in compliance with the Jefferson Parish Code of Ordinances, Louisiana Code of Ethics, applicable Jefferson Parish ethical standards and Jefferson Parish Resolution No. 113646 and/or Resolution No. 113647.

Jefferson Parish adheres to the Louisiana Code of Governmental Ethics, contained in Louisiana Revised Statutes Annotated, R.S. 42:1101, et seq. Vendor/Proposer by this submission, warrants that there are no "conflicts of interest" related to this procurement that would violate applicable Louisiana Law. Violation of the Louisiana Code of Governmental Ethics may result in rescission of contract, permit or licenses, and the imposition of fines and/or penalties, without contractual liability to the public in accordance with applicable law.

All vendors submitting bids should register as a Jefferson Parish vendor if not already yet registered. Registration forms may be downloaded from <http://purchasing.jeffparish.net> and by clicking on Vendor Information. Current W-9 forms with respective Tax Identification numbers and vendor applications may be submitted at any time; however, if your company is not registered and/or a current W-9 form is not on file, vendor registration is mandatory. Vendors may experience a delay in payment if your company is not a registered vendor with Jefferson Parish.

All quotations shall be based on F.O.B. Agency warehouse or job site, anywhere within the Parish as designated by the Purchasing Department. This provision does not apply to public works projects

JEFFERSON PARISH requires all products to be new (current) and all work must be performed according to standard practices for the project. Unless otherwise specified, no aftermarket parts will be accepted. Unless otherwise specified, all workmanship and materials must have at least one (1) year guaranty, in writing, from the date of delivery and/or acceptance of the project. Any deviations or alterations from the specifications must be indicated and/or supporting documentation supplied with bid submission.

Bidders should submit all questions in writing via email to the buyer's email address as indicated above, no later than Five (5) working days prior to the bid opening. Bid numbers should be mentioned in all requests. If submitting online, vendors may send questions via the E-Procurement site no later than Five (5) working days prior to the bid opening.

If this bid requires a pre-bid conference (see Additional Requirements section), bidders are advised that such conference will be held to allow bidders the opportunity to identify any discrepancies in the bid specifications and seek further clarification regarding instructions. The Purchasing Department will issue a written response to bidders' questions in the form of an Addendum. Please note that all official communication will be expressed in the form of an addendum.

BID REVISED PER ADDENDUM #1

Visit our website at [HTTP://PURCHASING.JEFFPARISH.NET](http://PURCHASING.JEFFPARISH.NET)

DATE: 9/14/2020

BID NO.: 50-00131987

Page: 2

All formal Addenda require written acknowledgement on the bid form by the bidder. Failure to acknowledge an Addendum on the bid form shall cause the bid to be rejected. JEFFERSON PARISH reserves the right to award bid to next lowest responsive and responsible bidder in this event.

JEFFERSON PARISH will accept one price for each item unless otherwise indicated. Two or more prices for one item will result in bid rejection. Bidders are required to complete, sign and return the bid form and/or complete and return the associated line item pricing forms as indicated. Vendors must not alter the bid forms. Doing so will cause the bid to be rejected.

A corporate resolution or written evidence of the individual signing the bid having such authority must be submitted with the bid. Failure to comply will cause bid to be rejected. For corporate entities, such written evidence may be a printout of the Louisiana Secretary of State's website listing the signatory as an officer. Such printout shall be included with the bid submission. Bids submitted by Owners or Sole Proprietorships must include certification that he or she owns the entity for which the bid is signed. This documentation must be submitted with the bid. Failure to do so will result in bid rejection.

NOTE: A sample corporate resolution can be downloaded from our website <http://purchasing.jeffparish.net> or you may provide your own document. A sample certification of sole proprietorship can also be downloaded from our website <http://purchasing.jeffparish.net> or you may provide your own document.

INSTRUCTIONS FOR BIDDERS AND GENERAL CONDITIONS

A. AWARD OF CONTRACT: JEFFERSON PARISH reserves the right to award contracts or place orders on a lump sum or individual item basis, or such combination, as shall in its judgment be in the best interest of JEFFERSON PARISH. Every contract or order shall be awarded to the LOWEST RESPONSIVE AND RESPONSIBLE BIDDER, taking into consideration the CONFORMITY WITH THE SPECIFICATIONS and the DELIVERY AND/OR COMPLETION DATE. SPLIT AWARDS MADE TO SEVERAL VENDORS WILL ONLY BE GRANTED TO THOSE DEEMED RESPONSIVE AND RESPONSIBLE.

All bid prices shall remain valid for 45 days. Jefferson Parish and the lowest responsive and responsible bidder(s) by mutual written consent may mutually agree to extend the deadline for award by one (1) or more extensions of thirty (30) calendar days.

PROTESTS: Only those vendors that submit bids in response to this solicitation may protest any element of the procurement, in writing to the Director of the Purchasing Department. Written protest must be received within 48 hours of the release of the bid tabulation by the Purchasing Department. After consultation, the Parish Attorney's Office will then respond to protests in writing. (For more information, please see Chapter 2, Article VII, Division 2, Sec. 2-914.1 of the Jefferson Parish Code of Ordinances.)

PREFERENCE: Unless federal funding is directly spent by Jefferson Parish for this purchase, preference is hereby given to materials, supplies, and provisions produced, manufactured or grown in Louisiana, quality being equal to articles offered by competitors outside the state. "LSA – R.S. 38:2251-2261"

B. USE OF BRAND NAMES AND STOCK NUMBERS: Where brand names and stock numbers are specified, it is for the purpose of establishing certain minimum standards of quality. Bids may be submitted for products of equal quality, provided brand names and stock numbers are specified. Complete product data may be required prior to award.

C. CANCELLATION OF CONTRACT: JEFFERSON PARISH reserves the right to cancel all or any part if not shipped promptly. No charges will be allowed for parking or cartage unless specified in quotation. The order must not be filled at a higher price than quoted. JEFFERSON PARISH reserves the right to cancel any contract at anytime and for any reason by issuing a THIRTY (30) day written notice to the contractor.

For good cause and as consideration for executing a contract with Jefferson Parish, vendor conveys, sells, assigns and transfers to Jefferson Parish or its assigns all rights, title and interest in and to all causes of action it may now or hereafter acquire under the antitrust laws of the United States and the State of Louisiana, relating to the particular good or services purchased or acquired by Jefferson Parish.

D. PRICES: Jefferson Parish is exempt from paying sales tax under LSA-R.S. 47:301 (8)(c). All prices for purchases by Jefferson Parish of supplies and materials shall be quoted in the unit of measure specified and unless otherwise specified, shall be exclusive of state and Parish taxes. The price quoted for work shall be stated in figures. In the event there is a difference in unit prices and totals, the unit price shall prevail.

Quantities listed are for bidding purposes only. Actual requirements may be more or less than quantities listed.

Bidders are not to exclude from participation in, deny the benefits of, or subject to discrimination under any program or activity, any person in the United States on the grounds of race, color, national origin, or sex; nor discriminate on the basis of age under the Age Discrimination Act of 1975, or with respect to an otherwise qualified handicapped individual as provided in Section 504 of the Rehabilitation Act of 1973, or on the basis of religion, except that any exemption from such prohibition against discrimination on the basis of religion as provided in the Civil Rights Act of 1964, or Title VI and VII of the Act of April 11, 1968, shall also apply. This assurance includes compliance with the administrative requirements of the Revenue Sharing final handicapped discrimination provisions contained in Section 51.55 (c), (d), (e), and (k)(5) of the Regulations. New construction or renovation projects must comply with Section 504 of the 1973 Rehabilitation Act, as amended, in accordance with the American National Standard Institute's specifications (ANSI A17.1-1961).

Jefferson Parish and its partners as the recipients of federal funds are fully committed to awarding a contract(s) to firm(s) that will provide high quality services and that are dedicated to diversity and to containing costs. Thus, Jefferson Parish strongly encourages the involvement of minority and/or woman-owned business enterprises (DBE's, including MBE's, WBE's and SBE's) to stimulate participation in procurement and assistance programs.

BID REVISED PER ADDENDUM #1

INSTRUCTIONS FOR BIDDERS AND GENERAL CONDITIONS

The purpose and intention of this invitation to bid is to afford all suppliers an equal opportunity to bid on all construction, maintenance, repair, operating supplies and/or equipment listed in this bid proposal. JEFFERSON PARISH WILL ACCEPT ONE BID ONLY FROM EACH VENDOR. Items bid must meet specifications.

Advertised bids will be tabulated and a copy of the tabulation will be forwarded to each responding bidder.

IN ACCORDANCE WITH STATE REGULATIONS JEFFERSON PARISH OFFERS ELECTRONIC PROCUREMENT TO ALL VENDORS

This electronic procurement system allows vendors the convenience of reviewing and submitting bids online.

This is a secure site and authorized personnel have limited read access only. Bidders are encouraged to submit electronically using this free service; while the website accepts various file types, one single PDF file containing all appropriate and required bid documents is preferred. Bidders submitting uploaded images of bid responses are solely responsible for clarity. If uploaded images/documents are not legible, then bidder's submission will be rejected. Please note all requirements contained in this bid package for electronic bid submission.

Please visit our E-Procurement Page at www.jeffparishbids.net to register and view Jefferson Parish solicitations. For more information, please visit the Purchasing Department page at <http://purchasing.jeffparish.net>.

The general specifications for construction projects and the purchase of materials, services and/or supplies are those adopted by the JEFFERSON PARISH Council by Resolution No. 113646 or 113647 dated 12/09/09. The general conditions adopted by this resolution shall be considered as much a part of this document as if they were written wholly herein. A copy may be obtained from the Office of the Parish Clerk, Suite 6700, Jefferson Parish General Government Building, 200 Derbigny Street, Gretna, LA 70053. You may also obtain a copy by visiting the Purchasing Department webpage at <http://purchasing.jeffparish.net> and clicking on Online Forms.

ADDITIONAL REQUIREMENTS FOR THIS BID

PLEASE MATCH THE NUMBERS PRINTED IN THIS BOX WITH THE CORRESPONDING INSTRUCTIONS BELOW.

10, 12, 13, 15, DEALERS LICENSE

1. All bidders must attend the MANDATORY pre-bid conference and will be required to sign in and out as evidence of attendance. In accordance with LSA R.S. 38:2212(I), all prospective bidders shall be present at the beginning of the MANDATORY pre-bid conference and shall remain in attendance for the duration of the conference. Any prospective bidder who fails to attend the conference or remain for the duration shall be prohibited from submitting a bid for the project.
2. Attendance to this pre-bid conference is optional. However, failure to attend the pre-bid conference shall not relieve the bidder of responsibility for information discussed at the conference. Furthermore, failure to attend the pre-bid conference and inspection does not relieve the successful bidder from the necessity of furnishing materials or performing any work that may be required to complete the work in accordance with the specification with no additional cost to the owner.
3. Contractor must hold current applicable JEFFERSON PARISH licenses with the Department of Inspection and Code Enforcement. Contractor shall obtain any and all permits required by the JEFFERSON PARISH Department of Inspection and Code Enforcement. The contractor shall be responsible for the payment of these permits. All permits must be obtained prior to the start of the project. Contractor must also hold any and all applicable Federal and State licenses. Contractor shall be responsible for the payment of these permits and shall obtain them prior to the start of the project.
4. A LA State Contractor's License will be required in accordance with LSA R.S. 37-2150 et. seq. and such license number will be shown on the outside of the bid envelope. Failure to comply will cause the bid to be rejected. Additionally if submitting the bid electronically, then the license number must be entered in the appropriate field in the Electronic Procurement system. Failure to comply will cause the bid to be rejected.
5. It is the bidder's responsibility to visit the job site and evaluate the job before submitting a bid.
6. Job site must be clean and free of all litter and debris daily and upon completion of the contract. Passageways must be kept clean and free of material, equipment, and debris at all times. Flammable material must be removed from the job site daily because storage will not be permitted on the premises. Precautions must be exercised at all times to safeguard the welfare of JEFFERSON PARISH and the general public.

INSTRUCTIONS FOR BIDDERS AND GENERAL CONDITIONS

7. **PUBLIC WORKS BIDS:** All awards for public works in excess of \$5,000.00 will be reduced to a formal contract which shall be recorded at the contractor's expense with the Clerk of Court and Ex-Officio Recorder of Mortgages for the Parish of Jefferson. A price list of recordation costs may be obtained from the Clerk of Court and Ex-Officio Recorder of Mortgages for the Parish of Jefferson. All awards in excess of \$25,000.00 will require both a performance and a payment bond. Unless otherwise stated in the bid specifications, the performance bond requirements shall be 100% of the contract price. Unless otherwise state in the bid specifications, the payment bond requirements shall be 100% of the contract price. Both bonds shall be supplied at the signing of the contract.
8. **NON-PUBLIC WORKS BIDS:** A performance bond will be required for this bid. The amount of the bond will be 100% of the contract price unless otherwise indicated in the specifications. The performance bond shall be supplied at the signing of the contract.
9. **NON-PUBLIC WORKS BIDS:** A payment bond will be required for this bid. The amount of the bond will be 100% of the contract price unless otherwise indicated in the specifications. The payment bond shall be supplied at the signing of the contract.
10. All bidders must comply with the requirements stated in the attached "Standard Insurance Requirements" sheet attached to this bid solicitation. Failure to comply with this instruction will result in bid rejection.
11. A bid bond will be required with bid submission in the amount of 5% of the total bid, unless otherwise stated in the bid specifications. Acceptable forms shall be limited to cashier's check, certified check, or surety bid bond. All sureties must be in original format (no copies) If submitting a bid online, vendors must submit an electronic bid bond through the respective online clearinghouse bond management system(s) as indicated in the electronic bid solicitation on Central Auction House. No scanned paper copies of any bid bond will be accepted as part of the electronic bid submission.
12. This is a requirements contract to be provided on an as needed basis. JEFFERSON PARISH makes no representations on warranties with regard to minimum guaranteed quantities unless otherwise stated in the bid specifications.
13. Freight charges should be included in total cost when quoting. If not quoted FOB DELIVERED, freight must be quoted as a separate item. Bid may be rejected if not quoted FOB DELIVERED or if freight charges are not indicated on bid form.
14. **PUBLIC WORKS BIDS - Completed, Signed and Properly Notarized Affidavits Required;** This applies to all solicitations for construction, alteration or demolition of public buildings or projects, in conformity with the provisions contained in LSA-RS 38:2212.9, LSA-RS 38:2212.10, LSA-RS 38:2224, and Sec 2-923.1 of the Jefferson Parish Code of Ordinances. For bidding purposes, all bidders must submit with bid submission COMPLETED, SIGNED and PROPERLY NOTARIZED Affidavits, including: Non-Conviction Affidavit, Non-Collusion Affidavit, Campaign Contribution Affidavit, Debt Disclosures Affidavit and E-Verify Affidavit. For the convenience of vendors, all affidavits have been combined into one form entitled PUBLIC WORKS BID AFFIDAVIT. This affidavit must be submitted in its original format, and without material alteration, in order to be compliant and for the bid to be considered responsive. A scanned copy of the completed, signed and properly notarized affidavit may be submitted with the bid, however, the successful bidder must submit the original affidavit in its original format and without material alteration upon contract execution. Failure to comply will result in the bid submission being rejected as non-responsive. The Parish reserves the right to award bid to the next lowest responsive and responsible bidder in this event.
15. **NON PUBLIC WORK BIDS - Completed, Signed and Properly Notarized Affidavits Required** in conformity with the provisions contained in LSA – RS 38:2224 and Sec 2-923.1 of the Jefferson Parish Code of Ordinances. For bidding purposes, all bidders must submit with bid submission COMPLETED, SIGNED and PROPERLY NOTARIZED Affidavits, including: Non-Collusion Affidavit, Debt Disclosures Affidavit and Campaign Contribution Affidavit. For the convenience of vendors, all affidavits have been combined into one form entitled NON PUBLIC WORKS BID AFFIDAVIT. This affidavit must be submitted in its original format, and without material alteration, in order to be compliant and for the bid to be considered responsive. A scanned copy of the completed, signed and properly notarized affidavit may be submitted with the bid, however, the successful bidder must submit the original affidavit in its original format and without material alteration upon contract execution. Failure to comply will result in the bid submission being rejected as non-responsive. The Parish reserves the right to award bid to the next lowest responsive and responsible bidder in this event.
16. The ensuing contract for this bid solicitation may be eligible for FEMA reimbursement and/or Federal funding/reimbursement. As such, the referenced appendix will be applicable accordingly and shall be considered a part of the bid documents. All applicable certifications must be duly completed, signed and submitted with bid submission. Failure to submit applicable certifications with bid submission will result in bid rejection.
17. For this project, the Contractor shall not pay any state or local sales or use taxes on materials and equipment which are affixed and made part of the immovable property of the project or which permanently incorporated in the project (hereinafter referred to as "applicable materials and equipment"). All purchases of applicable materials or equipment shall be made by the contractor on behalf of and as the agent of Jefferson Parish (Owner), a political subdivision of the State of Louisiana. No state and local sales and use taxes are owned on applicable materials and equipment under the provisions of Act 1029 of the 1991 Regular Session – Louisiana Revised Statute 47:301(8)(c). Owner will furnish contractor a certificate form which certifies that Owner is not required to pay such state or local sales and use taxes, and contractor shall furnish a copy of such certificate to all vendors or suppliers of the applicable materials and equipment

It shall be the duty of every parish officer, employee, department, agency, special district, board, and commission: and the duty of every contractor, subcontractor, and licensee of the parish, and the duty of every applicant for certification of eligibility for a parish contract or program, to cooperate with the Inspector General in any investigation, audit, inspection, performance review, or hearing pursuant to JPCO 2-155.10(19). By signing this document, every corporation, partnership, or person contracting with PARISH, whether by cooperative endeavor, intergovernmental agreement, bid, proposal, application or solicitation for a parish contract, and every application for certification of eligibility for a parish contract or program, attests that it understands and will abide by all provisions of JPCO 2-155.10.