

## Features

1. Lumens >130 lm /W
2. MEAN WELL Driver
3. ETL / UL Listed, 5 years warranty




## Application

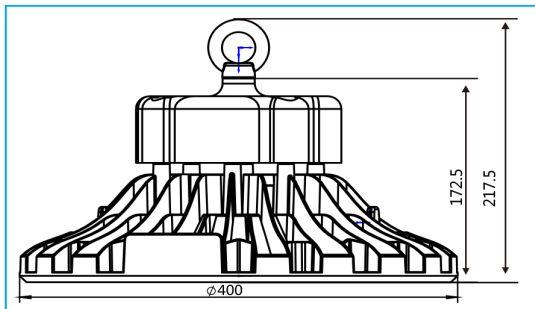
Widely used in Factory, Workshop, Warehouse, Logistics Center Exhibition Hall, Gymnasium, Shipyards, Mining, Gas Station, Supermarket, Other Places.




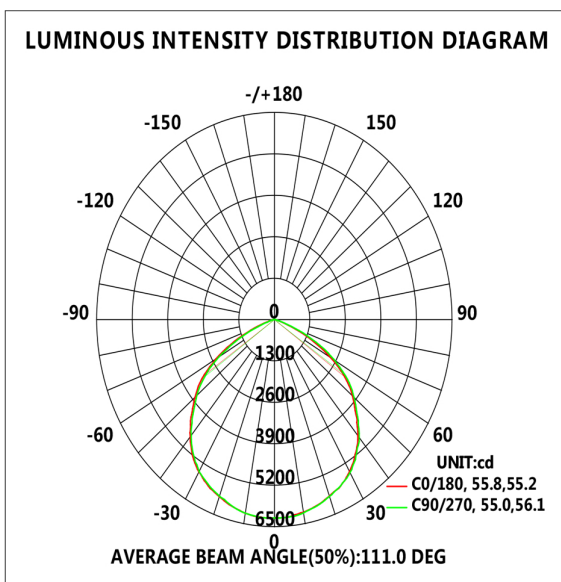
## Mounting



## Dimension



## Photometrics



## Specification

Power:	150W	240W
Color Temperature Range:	5000K	
Lumens:	21000lm	33600lm
Housing:	AL and PC	
Operation Temperature:	-30°C to 50°C	
Life Span:	50,000 hours	
Frequency:	Duty cycle	
Beam:	50/60 Hz	
Angle:	60/120°	
CRI:	>75	
PF:	≥0.95	
Power Efficiency:	≥90%	
Warranty:	5 years	