



## T8 Type B LED T8 Lamps: Glass & Plastic

### HIGHLIGHTS

- LED T8 Type B lamps easily replaces existing T8 fluorescent lamps by bypassing the existing fluorescent ballast and wiring directly to line voltage
- Internal LED driver means no need to replace a ballast resulting in long-term maintenance savings
- No socket changes; uses shunted or non-shunted sockets, for applicable single or double-ended applications
- Instantaneous full light output upon power-up
- Wide illumination angle provides up to 330° of light distribution
- Glass material for better light transmission (glass models)
- Plastic (polycarbonate) material for durability and reduced breakage (plastic models)
- Frosted lens reduces visual glare
- Plastic models meet the requirements for NSF; aiding as a component to a NSF lighting system
- FieldCCeT models provide the ability to select between 3000, 3500, 4000, 5000 or 6500K, all in one lamp

### CERTIFICATIONS

- UL Certified for US & Canada
- FCC Compliant
- RoHS Compliant
- ICES-005 Compliant
- Damp Location
- DesignLights Consortium® Qualified - meets DLC requirements for efficacy and lumen maintenance

### PERFORMANCE

- High efficacy, up to 173 lm/W
- Available in single CCT models: 3500, 4000, 5000K or FieldCCeT models: (field-selectable CCT 30/35/40/50/6500K)
- CRI: >82
- 330° illumination angle, with a beam angle of 210° for glass and up to 180° for plastic
- Rated Life 70: >50,000 hours

### ELECTRICAL

- Input voltage: 120-277V, 50/60 Hz
- Built-in surge protection up to 1KV
- Power Factor: >0.9
- THD: <20%

### THERMAL

- -4°F to 113°F (-20°C to 45°C) operating temperature
- Not recommended for air-tight fixtures

### CONSTRUCTION

- Available in 2', 3', 4" and 8' lengths
- Frosted glass lens provides optimal heat dissipation (glass models)
- Polycarbonate lens for durability (plastic models)
- G13 bi-pin, FA8 and R17D base options

### WARRANTY

- 5-Year limited warranty available [online](#). Contact your EiKO sales rep for additional details.

## KEY FEATURES

### NO BALLAST REQUIRED

Eliminate the ballast with a simple installation using shunted or non-shunted sockets for single or double-ended install

### SHATTER RESISTANT & NSF

Polycarbonate lamps meet the requirements for NSF; aiding as a component to a NSF lighting system and reduces breakage

### FIVE COLOR TEMPERATURES IN ONE

FieldCCeT models (one SKU providing 3000K, 3500K, 4000K, 5000K, and 6500K CCT) allows you to reduce your inventory while providing more flexibility to your customers

### WIDER BEAM, MORE LIGHT

Wide illumination angle provides 330° of light distribution

project name	type
catalog number	voltage
approved by	date

T8 Type B Glass G13 Lamps  
Available in 2', 3' and 4' lengths



FieldCCeT Models  
also available



T8 Type B Plastic G13 Lamps  
Available in 2', 3' and 4' lengths



T8 Type B Plastic FA8 Lamps  
Available in 8' lengths



T8 Type B Plastic G13 Lamps  
Available in 8' lengths




T8 Type B Plastic R17D Lamps  
Available in 8' lengths



### APPLICATIONS

- Office
- Hospital
- Classroom
- Hotel
- Retail
- Warehouse
- Stairwell
- Hallway
- Production
- Gym
- Campus



FieldCCeT CCT-SELECTABLE MODELS

SHATTER-RESISTANT

AVAILABLE MODELS\*

ORDER CODE	ITEM #	WATTS	LUMENS	CCT*	EFFICACY (lm/W)	INPUT VOLTAGE	ILLUMINATION ANGLE	SINGLE + DOUBLE-ENDED	TRADITIONAL WATTAGE EQUIVALENT	DLC ID#
										STANDARD
GLASS										
2' LENGTH										
12949	L9WT8/24/BSDG/835	9W	1100 lm	3500K	122 lm/W	120-277V	330°	Single + Double-ended	17W Fluorescent	S-T6LHX9
12946	L9WT8/24/BSDG/840	9W	1150 lm	4000K	127 lm/W	120-277V	330°	Single + Double-ended	17W Fluorescent	S-S29Y48
12930	L9WT8/24/BSDG/850	9W	1150 lm	5000K	127 lm/W	120-277V	330°	Single + Double-ended	17W Fluorescent	S-43VOY6
12937	L9WT8/24/BSDG/FCCT	9W	1150 lm	3000/3500/4000/5000/6500K	127 lm/W	120-277V	330°	Single + Double-ended	17W Fluorescent	S-KR01YN
3' LENGTH										
12927	L12WT8/36/BSDG/835	12W	1400 lm	3500K	116 lm/W	120-277V	330°	Single + Double-ended	25W Fluorescent	S-C1XR5N
12928	L12WT8/36/BSDG/840	12W	1450 lm	4000K	120 lm/W	120-277V	330°	Single + Double-ended	25W Fluorescent	S-YWUMT2
12935	L12WT8/36/BSDG/850	12W	1450 lm	5000K	120 lm/W	120-277V	330°	Single + Double-ended	25W Fluorescent	S-BGUK21
12951	L12WT8/36/BSDG/FCCT	12W	1450 lm	3000/3500/4000/5000/6500K	120 lm/W	120-277V	330°	Single + Double-ended	25W Fluorescent	S-RU00XZ
4' LENGTH										
12942	L9.5WT8/48/BSDG/835	9.5W	1600 lm	3500K	168 lm/W	120-277V	330°	Single + Double-ended	32W Fluorescent	PLG3CR73ZC8Q
12940	L9.5WT8/48/BSDG/840	9.5W	1650 lm	4000K	173 lm/W	120-277V	330°	Single + Double-ended	32W Fluorescent	PLZ27QNTP3Y9
12938	L9.5WT8/48/BSDG/850	9.5W	1650 lm	5000K	173 lm/W	120-277V	330°	Single + Double-ended	32W Fluorescent	PLZV16XPCO3X
12948	L12WT8/48/BSDG/835	12W	1700 lm	3500K	141 lm/W	120-277V	330°	Single + Double-ended	32W Fluorescent	PLI1ER915TXS
12941	L12WT8/48/BSDG/840	12W	1800 lm	4000K	150 lm/W	120-277V	330°	Single + Double-ended	32W Fluorescent	PLR44UNH947M
12947	L12WT8/48/BSDG/850	12W	1800 lm	5000K	150 lm/W	120-277V	330°	Single + Double-ended	32W Fluorescent	PLS988U884O1
12933	L14WT8/48/BSDG/FCCT	14W	1800 lm	3000/3500/4000/5000/6500K	128 lm/W	120-277V	330°	Single + Double-ended	32W Fluorescent	S-Si3T7L
12931	L15WT8/48/BSG/840	15W	1800 lm	4000K	120 lm/W	120-277V	330°	Single-ended	32W Fluorescent	P2J5PJD6
12956	L15WT8/48/BSG/850	15W	1800 lm	5000K	120 lm/W	120-277V	330°	Single-ended	32W Fluorescent	P5DYPYSH
12954	L15WT8/48/BSDG/835	15W	2100 lm	3500K	140 lm/W	120-277V	330°	Single + Double-ended	32W Fluorescent	PLC635B4BHZI
12936	L15WT8/48/BSDG/840	15W	2200 lm	4000K	146 lm/W	120-277V	330°	Single + Double-ended	32W Fluorescent	PLGRXV4SCABP
12958	L15WT8/48/BSDG/850	15W	2200 lm	5000K	146 lm/W	120-277V	330°	Single + Double-ended	32W Fluorescent	PL52JOOCENV2
PLASTIC										
2' LENGTH										
13258	L8WT8-24-BDP-840	8W	1200 lm	4000K	150 lm/W	120-277V	330°	Double-ended	17W Fluorescent	S-LNK4FE
13259	L8WT8-24-BDP-850	8W	1200 lm	5000K	150 lm/W	120-277V	330°	Double-ended	17W Fluorescent	S-7WFX34
3' LENGTH										
13261	L9.5WT8-36-BDP-840	9.5W	1400 lm	4000K	147 lm/W	120-277V	330°	Double-ended	25W Fluorescent	S-09MFLR
13262	L9.5WT8-36-BDP-850	9.5W	1400 lm	5000K	147 lm/W	120-277V	330°	Double-ended	25W Fluorescent	S-2QDIMB
4' LENGTH										
13264	L9.9WT8-48-BDP-840	9.9W	1600 lm	4000K	161 lm/W	120-277V	330°	Double-ended	28W Fluorescent	S-6DPAUI
13265	L9.9WT8-48-BDP-850	9.9W	1600 lm	5000K	161 lm/W	120-277V	330°	Double-ended	28W Fluorescent	S-HRQM32
13267	L14.5WT8-48-BDP-840	14.5W	2100 lm	4000K	144 lm/W	120-277V	330°	Double-ended	32W Fluorescent	S-42IHO6
13268	L14.5WT8-48-BDP-850	14.5W	2100 lm	5000K	144 lm/W	120-277V	330°	Double-ended	32W Fluorescent	S-D1NPHV
8' LENGTH										
13273	L23.5WT8-96-BDP-840-FA8	23.5W	3500 lm	4000K	148 lm/W	120-277V	330°	Double-ended	54W Fluorescent	S-25NK7U
13270	L23.5WT8-96-BDP-840-G13	23.5W	3500 lm	4000K	148 lm/W	120-277V	330°	Double-ended	54W Fluorescent	No DLC Category
13274	L23.5WT8-96-BDP-850-FA8	23.5W	3500 lm	5000K	148 lm/W	120-277V	330°	Double-ended	54W Fluorescent	S-YRPFJ8
13271	L23.5WT8-96-BDP-850-G13	23.5W	3500 lm	5000K	148 lm/W	120-277V	330°	Double-ended	54W Fluorescent	No DLC Category
13276	L36.5WT8-96-BDP-840-FA8	36.5W	5500 lm	4000K	150 lm/W	120-277V	330°	Double-ended	96W Fluorescent	S-3R1MUT
13279	L36.5WT8-96-BDP-840-R17D	36.5W	5500 lm	4000K	150 lm/W	120-277V	330°	Double-ended	96W Fluorescent	No DLC Category
13277	L36.5WT8-96-BDP-850-FA8	36.5W	5500 lm	5000K	150 lm/W	120-277V	330°	Double-ended	96W Fluorescent	S-7GBDJI
13280	L36.5WT8-96-BDP-850-R17D	36.5W	5500 lm	5000K	150 lm/W	120-277V	330°	Double-ended	96W Fluorescent	No DLC Category

\* All FieldCCeT lamps ship at 4000K CCT

COMPATIBLE EMERGENCY BATTERIES (FOR TYPE B INSTALLATION ONLY)\*\*

ORDER CODE	ITEM #	DESCRIPTION	INPUT VOLTAGE	EMERGENCY TIME	OUTPUT POWER	BACKUP LUMENS	RECHARGE TIME	TITLE 20
10361	EMB-CP-5WBT-U	External Emergency Battery, 5W	120-277V	>90 mins	5W	700	24 hrs	Yes
11675	EEBE18WHA170S	External Emergency Battery, 18W	120-347V	>90 mins	18W	Refer to lamp*	24 hrs	Yes

\* Refer to the lamp's lumen output for the Backup Lumens

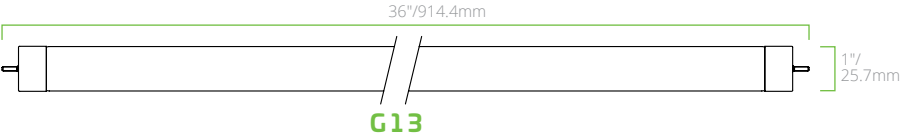
\*\* Battery backups are NOT compatible with 8' Lamps

PRODUCT DIMENSIONS

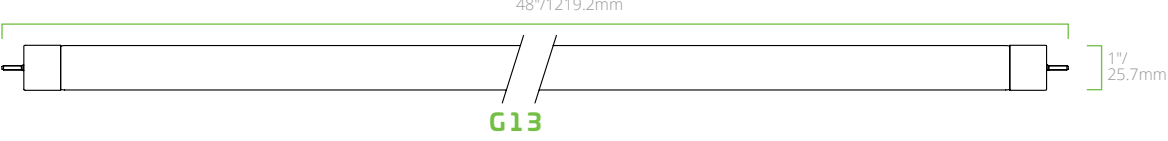
TYPE B GLASS & PLASTIC  
T8 - 2 FT.



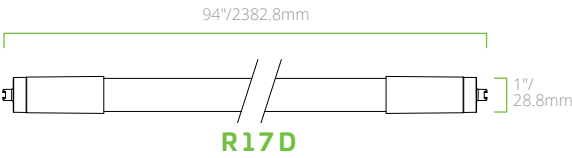
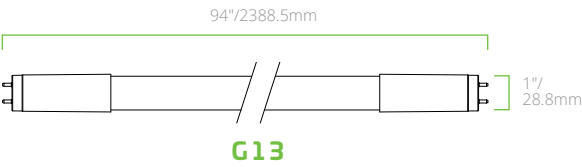
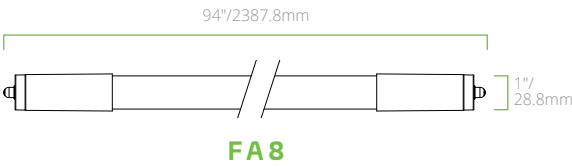
T8 - 3 FT.



T8 - 4 FT.




TYPE B PLASTIC  
T8 - 8 FT.



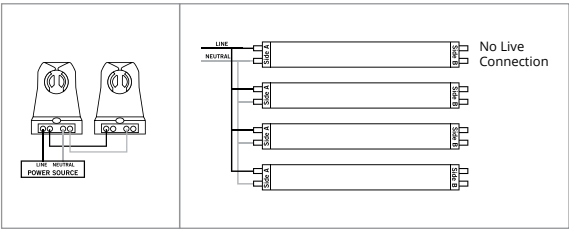
WIRING DIAGRAMS G13 LAMPS

SINGLE-ENDED

Single Lamp Installation




Multiple Lamp Installation

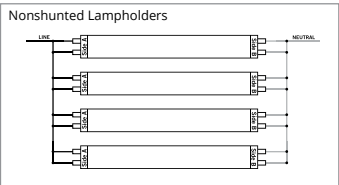
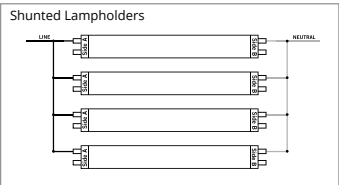


DOUBLE-ENDED\*

Single Lamp Installation



Multiple Lamp Installation



\*Note: Both pins on each end of the lamp must be connected to line voltage as shown above. If lamp holder is a non-shunted type, it must be shunted (shorted) by external jumper.