



CENTRALBIDDING
FROM CENTRAL AUCTION HOUSE

**5000112075 ONE (1) YEAR CONTRACT FOR A SUPPLY OF DUCTILE
IRON FITTINGS AND ADAPTER KITS FOR THE JEFFERSON PARISH
DEPARTMENT OF PUBLIC WORKS WATER**
Jefferson Parish Government

Project documents obtained from www.CentralBidding.com

26-Jan-2015 12:08:46 PM

DATE: 1/14/2015

INVITATION TO BID
THIS IS NOT AN ORDER

BID NO.: 50-00112075

JEFFERSON PARISH
PURCHASING DEPARTMENT
P.O. BOX 9
GRETNA, LA. 70054-0009
504-364-2678

Page: 1

BUYER: DNelson@jeffparish.net

BIDS WILL BE RECEIVED IN THE PURCHASING DEPARTMENT, SUITE 4400, JEFFERSON PARISH GENERAL GOVERNMENT BUILDING, 200 DERBIGNY STREET, GRETNA, LA 70053 UNTIL 2:00 PM, 2/03/2015 AND PUBLICLY OPENED THEREAFTER.

LATE BIDS WILL NOT BE ACCEPTED

Unless submitting via online (see Page 3), each bid must be submitted in a sealed envelope bearing on the outside; the name of the Bidder, his address, and the name of the project for which the bid is submitted and the bid number.

NOTE: ONLY BIDS WRITTEN IN INK OR TYPEWRITTEN, AND PROPERLY SIGNED BY A MEMBER OF THE FIRM OR AUTHORIZED REPRESENTATIVE, WILL BE ACCEPTED. PENCIL AND/OR PHOTOSTATIC FIGURES OR SIGNATURES SHALL RESULT IN BID REJECTION.

INSTRUCTIONS FOR BIDDERS AND GENERAL CONDITIONS

THE FOLLOWING INSTRUCTIONS APPLY TO ALL BIDS

All bids submitted are subject to these instructions and general conditions and any special conditions and specifications contained herein, all of which are made part of this bid proposal reference. By submitting a bid, vendor agrees to comply with all provisions of Louisiana Law as well compliance with the Jefferson Parish Code of Ordinances, Louisiana Code of Ethics, applicable Jefferson Parish ethical standards and Jefferson Parish Resolution No. 113646 and/or Resolution No. 113647.

All vendors submitting bids must register as a Jefferson Parish vendor if not already yet registered. Bidders may be required to furnish current W-9 Forms and respective Tax Identification Numbers within 10 days after bid opening if such information is not on file or not up to date. Forms to register may be downloaded from www.purchasing.jeffparish.net and clicking on Vendor Information.

All quotations shall be based on F.O.B. Agency warehouse or job site, anywhere within the Parish as designated by the Purchasing Department. This provision does not apply to public works projects

JEFFERSON PARISH requires all products to be new (current) and all work must be performed according to standard practices for the project. Unless otherwise specified, no aftermarket parts will be accepted. Unless otherwise specified, all workmanship and materials must have at least one (1) year guaranty, in writing, from the date of delivery and/or acceptance of the project. Any deviations or alterations from the specifications must be indicated and/or supporting documentation supplied with bid submission.

Bidders should submit all questions in writing and fax them to the Purchasing Department at (504) 364-2693 no later than FIVE (5) working days prior to bid opening. Bid numbers should be mentioned in all requests. Questions may also be emailed to the buyer for this bid at the email address listed above. If submitting online, vendors may send questions via the E-Procurement site no later than Five (5) working days prior to the bid opening.

If this bid requires a pre-bid conference (see Additional Requirements section), bidders are advised that such conference will be held to allow bidders the opportunity to identify any discrepancies in the bid specifications and seek further clarification regarding instructions. The Purchasing Department will issue a written response to bidders' questions in the form of an Addendum. Please note that all official communication will be expressed in the form of an addendum.

All formal Addenda require written acknowledgement on the bid form by the bidder. Failure to acknowledge an Addendum on the bid form shall cause the bid to be rejected. JEFFERSON PARISH reserves the right to award bid to next lowest responsive and responsible bidder in this event.

The purpose and intention of this invitation to bid is to afford all suppliers an equal opportunity to bid on all construction, maintenance, repair, operating supplies and/or equipment listed in this bid proposal. JEFFERSON PARISH WILL ACCEPT ONE BID ONLY FROM EACH VENDOR. Items bid must meet specifications.

Visit our website at [HTTP://PURCHASING.JEFFPARISH.NET](http://PURCHASING.JEFFPARISH.NET)

JEFFERSON PARISH will accept one price for each item unless otherwise indicated. Two or more prices for one item will result in bid rejection. Bidders are required to complete, sign and return the bid form and/or complete and return the associated line item pricing forms as indicated.

If the bid exceeds \$30,000.00 and the company is duly authorized to do business in the state of Louisiana, a corporate resolution must be submitted with the bid or the person signing the bid documents must be listed on the Louisiana Secretary of State's website as an officer of the corporation, unless bidder has otherwise complied with LSA-R.S. 38:2212(A)(1)(c) or LSA-R.S. 38:2212 (O). If the bid is in excess of \$30,000 and bidder is registered out of the state of Louisiana, a corporate resolution must be submitted with the bid, unless bidder has otherwise complied with LSA-R.S. 38:2212(A)(1)(c) or LSA-R.S. 38:2212 (O). Failure to comply will cause bid to be rejected; the Parish reserves the right to award bid to the next lowest responsive and responsible bidder in this event. Bids submitted by Owner or Sole Proprietorships must include certification that he or she owns the entity for which the bid is signed. Sole proprietors submitting bids for public works projects shall within 10 days after bid opening submit sole proprietorship certification.

NOTE: A sample corporate resolution can be downloaded from our website <http://purchasing.jeffparish.net> or you may provide your own document. A sample certification of sole proprietorship can also be downloaded from our website <http://purchasing.jeffparish.net> or you may provide your own document.

INSTRUCTIONS FOR BIDDERS AND GENERAL CONDITIONS

A. AWARD OF CONTRACT: JEFFERSON PARISH reserves the right to award contracts or place orders on a lump sum or individual item basis, or such combination, as shall in its judgment be in the best interest of JEFFERSON PARISH. Every contract or order shall be awarded to the LOWEST RESPONSIVE and RESPONSIBLE BIDDER, taking into consideration the CONFORMITY WITH THE SPECIFICATIONS and the DELIVERY AND/OR COMPLETION DATE. IN THE EVENT OF SPLIT AWARD, THE PURCHASING DEPARTMENT MAY CONTACT VENDORS TO REQUEST REQUIRED AFFIDAVITS. THOSE VENDORS WILL HAVE 10 DAYS FROM THE DATE OF NOTICE TO SUBMIT COMPLETE, SIGNED AND NOTARIZED AFFIDAVITS IN ORIGINAL FORMATS.

All bid prices shall remain valid for 45 days. Jefferson Parish and the lowest responsive and responsible bidder(s) by mutual written consent may mutually agree to extend the deadline for award by one (1) or more extensions of thirty (30) calendar days.

Preference is hereby given to materials, supplies, and provisions produced, manufactured or grown in Louisiana, quality being equal to articles offered by competitors outside the state. "LSA-R.S.38:2251-2261"

B. USE OF BRAND NAMES AND STOCK NUMBERS: Where brand names and stock numbers are specified, it is for the purpose of establishing certain minimum standards of quality. Bids may be submitted for products of equal quality, provided brand names and stock numbers are specified. Complete product data may be required prior to award.

C. CANCELLATION OF CONTRACT: JEFFERSON PARISH reserves the right to cancel all or any part if not shipped promptly. No charges will be allowed for parking or cartage unless specified in quotation. The order must not be filled at a higher price than quoted. JEFFERSON PARISH reserves the right to cancel any contract at anytime and for any reason by issuing a THIRTY (30) day written notice to the contractor.

For good cause and as consideration for executing a contract with Jefferson Parish, vendor conveys, sells, assigns and transfers to Jefferson Parish or its assigns all rights, title and interest in and to all causes of action it may now or hereafter acquire under the antitrust laws of the United States and the State of Louisiana, relating to the particular good or services purchased or acquired by Jefferson Parish.

D. PRICES: Jefferson Parish is exempt from paying sales tax under LSA-R.S. 47:301 (8)(c). All prices for purchases by Jefferson Parish of supplies and materials shall be quoted in the unit of measure specified and unless otherwise specified, shall be exclusive of state and Parish taxes. The price quoted for work shall be stated in figures. In the event there is a difference in unit prices and totals, the unit price shall prevail.

Quantities listed are for bidding purposes only. Actual requirements may be more or less than quantities listed.

Bidders are not to exclude from participation in, deny the benefits of, or subject to discrimination under any program or activity, any person in the United States on the grounds of race, color, national origin, or sex; nor discriminate on the basis of age under the Age Discrimination Act of 1975, or with respect to an otherwise qualified handicapped individual as provided in Section 504 of the Rehabilitation Act of 1973, or on the basis of religion, except that any exemption from such prohibition against discrimination on the basis of religion as provided in the Civil Rights Act of 1964, or Title VI and VII of the Act of April 11, 1968, shall also apply. This assurance includes compliance with the administrative requirements of the Revenue Sharing final handicapped discrimination provisions contained in Section 51.55 (c), (d), (e), and (k)(5) of the Regulations. New construction or renovation projects must comply with Section 504 of the 1973 Rehabilitation Act, as amended, in accordance with the American National Standard Institute's specifications (ANSI A17.1-1961).

INSTRUCTIONS FOR BIDDERS AND GENERAL CONDITIONS

E. RESPONSE TO INVITATION: If your company is unable to bid on this request, please state your reason on bid form, and return to this office before bid opening date. Failure to do so may result in the removal of your company from Jefferson Parish's vendors list.

F. POSTING OF BIDS: A listing of bids will be posted on bulletin board in Suite 4400, Jefferson Parish General Government Building, Gretna, LA and will remain posted until close of respective bids.

Advertised bids will be tabulated and a copy of the tabulation will be forwarded to each responding bidder.

IN ACCORDANCE WITH STATE REGULATIONS JEFFERSON PARISH OFFERS ELECTRONIC PROCUREMENT TO ALL VENDORS

This Electronic Procurement System allows vendors the convenience of reviewing and submitting bids online. This is a secure site and authorized personnel have limited read access only. Please note requirements contained in this bid package for electronic bid submission.

Please visit the Purchasing Department webpage at <http://purchasing.jeffparish.net> to register and review Jefferson Parish solicitations.

The general specifications for construction projects and the purchase of materials, services and/or supplies are those adopted by the JEFFERSON PARISH Council by Resolution No. 113646 or 113647 dated 12/09/09. The general conditions adopted by this resolution shall be considered as much a part of this document as if they were written wholly herein. A copy may be obtained from the Office of the Parish Clerk, Suite 6700, Jefferson Parish General Government Building, 200 Derbigny Street, Gretna, LA 70053. You may also obtain a copy by visiting the Purchasing Department webpage at <http://purchasing.jeffparish.net> and clicking on Online Forms.

ADDITIONAL REQUIREMENTS FOR THIS BID

PLEASE MATCH THE NUMBERS PRINTED IN THIS BOX WITH THE CORRESPONDING INSTRUCTIONS BELOW.

10, 12, 13, 15

1. All bidders must attend the pre-bid conference in relation to this bid; attendance is mandatory. Failure to attend will prohibit a company from submitting a bid. Vendors arriving after the mandatory pre-bid conference begins will not be allowed to sign in as evidence of attendance.
2. Attendance to this pre-bid conference is optional. However, failure to attend the pre-bid conference shall not relieve the bidder of responsibility for information discussed at the conference. Furthermore, failure to attend the pre-bid conference and inspection does not relieve the successful bidder from the necessity of furnishing materials or performing any work that may be required to complete the work in accordance with the specification with no additional cost to the owner.
3. Contractor must hold current applicable JEFFERSON PARISH licenses with the Department of Inspection and Code Enforcement. Contractor shall obtain any and all permits required by the JEFFERSON PARISH Department of Inspection and Code Enforcement. The contractor shall be responsible for the payment of these permits. All permits must be obtained prior to the start of the project. Contractor must also hold any and all applicable Federal and State licenses. Contractor shall be responsible for the payment of these permits and shall obtain them prior to the start of the project.

INSTRUCTIONS FOR BIDDERS AND GENERAL CONDITIONS

4. A LA State Contractor's License will be required in accordance with LSA R.S. 37-2150 et. seq. and such license number will be shown on the outside of the bid envelope. Failure to comply will cause the bid to be rejected. Additionally if submitting the bid electronically, then the license number must be entered in the appropriate field in the Electronic Procurement system. Failure to comply will cause the bid to be rejected.
5. It is the bidder's responsibility to visit the job site and evaluate the job before submitting a bid.
6. Job site must be clean and free of all litter and debris daily and upon completion of the contract. Passageways must be kept clean and free of material, equipment, and debris at all times. Flammable material must be removed from the job site daily because storage will not be permitted on the premises. Precautions must be exercised at all times to safeguard the welfare of JEFFERSON PARISH and the general public.
7. PUBLIC WORKS BIDS: All awards for public works in excess of \$5,000.00 will be reduced to a formal contract which shall be recorded at the contractor's expense with the Clerk of Court and Ex-Officio Recorder of Mortgages for the Parish of Jefferson. A price list of recordation costs may be obtained from the Clerk of Court and Ex-Officio Recorder of Mortgages for the Parish of Jefferson. All awards in excess of \$25,000.00 will require both a performance and a payment bond. Unless otherwise stated in the bid specifications, the performance bond requirements shall be 100% of the contract price. Unless otherwise state in the bid specifications, the payment bond requirements shall be 100% of the contract price. Both bonds shall be supplied at the signing of the contract.
8. NON-PUBLIC WORKS BIDS: A performance bond will be required for this bid. The amount of the bond will be 100% of the contract price unless otherwise indicated in the specifications. The performance bond shall be supplied at the signing of the contract.
9. NON-PUBLIC WORKS BIDS: A payment bond will be required for this bid. The amount of the bond will be 100% of the contract price unless otherwise indicated in the specifications. The payment bond shall be supplied at the signing of the contract.
10. Unless otherwise stated in the bid specifications, the successful bidder will be required to procure standard insurance policies evidencing Parish-mandated insurance requirements as indicted on the attached sheet. The current certificate of insurance must be submitted by low bidder within 10 days after bid opening to the Purchasing Department. Failure to comply will cause bid to be rejected. JEFFERSON PARISH reserves the right to award bid to the next lowest responsive and responsible bidder in this event.
11. A bid bond will be required with bid submission in the amount of 5% of the total bid, unless otherwise stated in the bid specifications. Acceptable forms shall be limited to cashier's check, certified check, money order, or surety bid bond. If submitting bid online, vendors must submit bond through respective online clearinghouse bond management system as indicated in the Electronic Procurement system.
12. This is a requirements contract to be provided on an as needed basis. JEFFERSON PARISH makes no representations or warranties with regard to minimum guaranteed quantities unless otherwise stated in the bid specifications.
13. Freight charges should be included in total cost when quoting. If not quoted FOB DELIVERED, freight must be quoted as a separate item. Bid may be rejected if not quoted FOB DELIVERED or if freight charges are not indicated on bid form.
14. PUBLIC WORKS BIDS - Completed, Signed and Properly Notarized Affidavits (in Original Format) required; Non-Conviction Affidavit, Non-Collusion Affidavit, Campaign Contribution Affidavit and E-Verify Affidavit must be completed, signed, notarized and submitted by low bidder within 10 days after bid opening to the Purchasing Department on all solicitations for construction, alteration or demolition of public building or project, including but not limited to requirements found in LSA-RS 38:2212.9; LSA-RS 38:2212.10; LSA-RS 38:2224; Code of Ordinances, Jefferson Parish, Louisiana, Sec 2-923.1. Failure to comply will cause bid to be rejected; the Parish reserves the right to award bid to the next lowest responsive and responsible bidder in this event. For the convenience of vendors, all affidavits have been combined into one form entitled PUBLIC WORKS BID AFFIDAVIT. This affidavit must be submitted in its original format for the bid to be considered responsive.
15. NON PUBLIC WORK BIDS - Completed, Signed and Properly Notarized Affidavits (in Original Format) required; Non-Collusion Affidavit, and Campaign Contribution Affidavit must be completed, signed, notarized and submitted by low bidder with bid submission within 10 days after bid opening to the Purchasing Department. See LSA-RS 38:2212.10; LSA-RS 38:2224; Code of Ordinances, Jefferson Parish, Louisiana, Sec 2-923.1 Failure to comply will cause bid to be rejected; the Parish reserves the right to award bid to the next lowest responsive and responsible bidder in this event. For the convenience of vendors, all affidavits have been combined into one form entitled NON-PUBLIC WORKS BID AFFIDAVIT. This affidavit must be submitted in its original format for the bid to be considered responsive.

It shall be the duty of every parish officer, employee, department, agency, special district, board, and commission: and the duty of every contractor, subcontractor, and licensee of the parish, and the duty of every applicant for certification of eligibility for a parish contract or program, to cooperate with the Inspector General in any investigation, audit, inspection, performance review, or hearing pursuant to Jefferson Parish Code of Ordinances Section 2-155.10(19). By submitting a bid, vendor acknowledges this and will abide by all provisions of the referenced Jefferson Parish Code of Ordinances.

DATE: 1/14/2015

Page: 5

BID NO.: 50-00112075

BID FORM
Non Public Works

All Public Work Projects are required to use the Louisiana Uniform Public Work Bid Form

All prices must be held firm unless an escalation provision is requested in this bid. Jefferson Parish will allow one escalation during the term of the contract, which may not exceed the U.S. Bureau of Labor Statistics National Index for all Urban Consumers, unadjusted 12 month figure. The most recently published figure issued at the time an adjustment is requested will be used. A request must be made in writing by the vendor, and the escalation will only be applied to purchases made after the request is made.

Are you requesting an escalation provision?

YES _____ NO X

MAXIMUM ESCALATION PERCENTAGE REQUESTED _____%

INITIAL BID PRICES WILL REMAIN FIRM THROUGH THE DATE OF _____.

For the purposes of comparison of bids when an escalation provision is requested, Jefferson Parish will apply the maximum escalation percentage quoted by the bidder to the period to which it is applied in the bid. The initial price and the escalation will be used to calculate the total bid price. It will be assumed, for comparison of prices only, that an equal amount of material or labor is purchased each month throughout the entire contract.

DELIVERY: FOB JEFFERSON PARISH

INDICATE DELIVERY DATE ON EQUIPMENT AND SUPPLIES

AS Needed

LOUISIANA CONTRACTOR'S LICENSE NO.: (if applicable) _____

THIS SECTION MUST BE COMPLETED BY BIDDER:

FIRM NAME: HD Supply Waterworks

ADDRESS: 11323 Cloverland Ave

CITY, STATE: Baton Rouge, LA ZIP: 70809

TELEPHONE: (504) 460-9845 FAX: (225) 756-4144

EMAIL ADDRESS: lisa.cliburn@hdsupply.com

In the event that addenda are issued with this bid, bidders MUST acknowledge all addenda on the bid form. Bidder must acknowledge receipt of an addendum on the bid form as indicated. Failure to acknowledge any addendum on the bid form will result in bid rejection.

Acknowledge Receipt of Addenda: NUMBER: _____

NUMBER: _____

NUMBER: _____

NUMBER: _____

TOTAL PRICE OF ALL BID ITEMS: \$ 175,365⁰⁵

AUTHORIZED SIGNATURE: [Signature]

TITLE: BRANCH MANAGER

BRETT STAFFORD

Printed Name

SIGNING INDICATES YOU HAVE READ AND COMPLY WITH THE INSTRUCTIONS AND CONDITIONS.

NOTE: All bids should be returned with the BID NUMBER and BID OPENING DATE indicated on the outside of the envelope submitted to the Purchasing Department.

INVITATION TO BID FROM JEFFERSON PARISH - continued

BID NO.: 50-00112075

SEALED BID

ITEM NUMBER	QUANTITY	U/M	DESCRIPTION OF ARTICLES	UNIT PRICE QUOTED	TOTALS
			ONE (1) YEAR CONTRACT FOR DUCTILE IRON FITTINGS AND ADAPTER KITS FOR JEFFERSON PARISH DEPARTMENT OF PUBLIC WORKS, WATER AND ALL JEFFERSON PARISH AGENCIES AND MUNICIPALITIES		
1	1.00	ONLY	0010-MECHANICAL JOINT OSLID REPAIR SLEEVES 3 IN (CLOSE BODY)	40.85	40.85
			GROUP 1		
2	1.00	ONLY	0020-MECHANICAL JOINT SOLID REPAIR SLEEVES 3 INCH (COMPACT BODY)	31.85	31.85
			GROUP 1		
3	1.00	ONLY	0030-MECHANICAL JOINT SOLID REPAIR SLEEVES 4 INCH (LONG BODY)	44.00	44.00
			GROUP 1		
4	1.00	ONLY	0040-MECHANICAL JOINT SOLID REPAIR SLEEVES 4 INCH (COMPACT BODY)	31.30	31.30
			GROUP 1		
5	1.00	ONLY	0050-MECHANICAL JOINT SOLID REPAIR SLEEVES 6 INCH (LONG BODY)	78.05	78.05
			GROUP 1		
6	1.00	ONLY	0060-MECHANICAL JOINT SOLID REPAIR SLEEVES 6 INCH (COMPACT BODY)	55.75	55.75
			GROUP 1		
7	1.00	ONLY	0070-MECHANICAL JOINT SOLID REPAIR SLEEVES 8 INCH (LONG BODY)	123.15	123.15
			GROUP 1		
8	1.00	ONLY	0080-MECHANICAL JOINT SOLID REPAIR SLEEVES 8 INCH (COMPACT BODY)	73.25	73.25
			GROUP 1		
9	1.00	ONLY	0090-MECHANICAL JOINT OSLID REPAIR SLEEVES 10 INCH (LONG BODY)	146.00	146.00

INVITATION TO BID FROM JEFFERSON PARISH - continued

BID NO.: 50-00112075

SEALED BID

ITEM NUMBER	QUANTITY	U/M	DESCRIPTION OF ARTICLES	UNIT PRICE QUOTED	TOTALS
			GROUP 1		
10	1.00	ONLY	0100-MECHANICAL JOINT SOLID REPAIR SLEEVES 10 INCH (COMPACT BODY)	127.95	127.95
			GROUP 1		
11	1.00	ONLY	0110-MECHANICAL JOINT SOLID REPAIR SLEEVE 12 INCH (LONG BODY)	197.00	197.00
			GROUP 1		
12	1.00	ONLY	0120-MECHANICAL JOINT SOLID REPAIR SLEEVES 12 INCH (COMPACT BODY)	143.35	143.35
			GROUP 1		
13	1.00	ONLY	0130-MECHANICAL JOINT SOLID REPAIR SLEEVES 14 INCH (LONG BODY)	297.30	297.30
			GROUP 1		
14	1.00	ONLY	0140-MECHANICAL JOINT SOLID REPAIR SLEEVES 14 INCH (COMPACT BODY)	269.70	269.70
			GROUP 1		
15	1.00	ONLY	0150-MECHANICAL JOINT SOLID REPAIR SLEEVES 16 INCH (LONG BODY) 16"	376.95	376.95
			GROUP 1		
16	1.00	ONLY	0160-MECHANICAL JOINT SOLID REPAIR SLEEVES 16 INCH (COMPACT BODY)	335.00	335.00
			GROUP 1		
17	1.00	ONLY	0170-MECHANICAL JOINT SOLID REPAIR SLEEVES 18 INCH (LONG BODY)	474.60	474.60
			GROUP 1		
18	1.00	ONLY	0180-MECHANICAL JOINT SOLID REPAIR SLEEVES 18 INCH (COMPACT BODY)	418.35	418.35

INVITATION TO BID FROM JEFFERSON PARISH - continued

BID NO.: 50-00112075

SEALED BID

ITEM NUMBER	QUANTITY	U/M	DESCRIPTION OF ARTICLES	UNIT PRICE QUOTED	TOTALS
			GROUP 1		
19	1.00	ONLY	0190-MECHANICAL JOINT SOLID REPAIR SLEEVES 20 INCH (LONG BODY)	572.85	572.85
			GROUP 1		
20	1.00	ONLY	0200-MECHANICAL JOINT SOLID REPAIR SLEEVES 20 INCH (COMPACT BODY)	511.80	511.80
			GROUP 1		
21	1.00	ONLY	0210-MECHANICAL JOINT SOLID REPAIR SLEEVES 24 INCH (LONG BODY)	755.00	755.00
			GROUP 1		
22	1.00	ONLY	0220-MECHANICAL JOINT SOLID REPAIR SLEEVES 24 INCH (COMPACT BODY)	675.85	675.85
			GROUP 1		
23	1.00	ONLY	0230-MECHANICAL JOINT SOLID REPAIR SLEEVES 30 INCH (LONG BODY)	1554.55	1554.55
			GROUP 1		
24	1.00	ONLY	0240-MECHANICAL JOINT SOLID REPAIR SLEEVES 30 INCH (COMPACT BODY)	1374.00	1374.00
			GROUP 1		
25	1.00	ONLY	0250-MECHANICAL JOINT SOLID REPAIR SLEEVES 36 INCH (LONG BODY) C-110	3522.00	3522.00
			GROUP 1		
26	1.00	ONLY	0260-MECHANICAL JOINT SOLID REPAIR SLEEVES 36 INCH (COMPACT BODY) C-110	2903.00	2903.00
			GROUP 1		
27	1.00	ONLY	0270-MECHANICAL JOINT SOLID REPAIR SLEEVES 42 INCH (LONG BODY) C-110	3934.00	3934.00

INVITATION TO BID FROM JEFFERSON PARISH - continued

BID NO.: 50-00112075

SEALED BID

ITEM NUMBER	QUANTITY	U/M	DESCRIPTION OF ARTICLES	UNIT PRICE QUOTED	TOTALS
			GROUP 1		
28	1.00	ONLY	0280-MECHANICAL JOINT SOLID REPAIR SLEEVES 42 INCH (COMPACT BODY) C-110	3318.00	3318.00
			GROUP 1		
29	1.00	ONLY	0290-MECHANICAL JOINT SOLID REPAIR SLEEVES 48 INCH (LONG BODY) C-110	6276.00	6276.00
			GROUP 1		
30	1.00	ONLY	0300-MECHANICAL JOINT SOLID REPAIR SLEEVES 48 INCH (COMPACT BODY) C-110	4985.00	4985.00
			GROUP 1		
31	1.00	ONLY	0310-MECHANICAL JOINT, 90 DEGREE BENDS 3 INCH	46.70	46.70
			GROUP 2 MECHANICAL JOINT 90 DEGREE BENDS 0310-0420		
32	1.00	ONLY	0320-MECHANICAL JOINT 90 DEGREE BENDS 6 INCH	83.35	83.35
			GROUP 2		
33	1.00	ONLY	0330-MECHANICAL JOINT 90 DEGREE BENDS 8 INCH	121.55	121.55
			GROUP 2		
34	1.00	ONLY	0340-MECHANICAL JOINT, 90 DEGREE BENDS 10 INCH	192.20	192.20
			GROUP 2		
35	1.00	ONLY	0350-MECHANICAL JOINT, 90 DEGREE BENDS 12 INCH	258.00	258.00
			GROUP 2		
36	1.00	ONLY	0360-MECHANICAL JOINT, 90 DEGREES BENDS 14 INCH	431.65	431.65
			GROUP 2		

INVITATION TO BID FROM JEFFERSON PARISH - continued

BID NO.: 50-00112075

SEALED BID

ITEM NUMBER	QUANTITY	U/M	DESCRIPTION OF ARTICLES	UNIT PRICE QUOTED	TOTALS
37	1.00	ONLY	0370-MECHANICAL JOINT,90 DEGREE BENDS 16 INCH GROUP 2	577.10	577.10
38	1.00	ONLY	0380-MECHANICAL JOINT,90 DEGREE BENDS 18 INCH GROUP 2	697.60	697.60
39	1.00	ONLY	0390-MECHANICAL JOINT,90 DEGREE BENDS 20 INCH GROUP 2	946.10	946.10
40	1.00	ONLY	0400-MECHANICAL JOINT,90 DEGREE BENDS 24 INCH GROUP 2	1414.40	1414.40
41	1.00	ONLY	0410-MECHANICAL JOINT,90 DEGREE BENDS 30 INCH C-110 GROUP 2	4448.00	4448.00
42	1.00	ONLY	0420-MECHANICAL JOINT,90 DEGREE BENDS 36 INCH C-110 GROUP 2	6066.00	6066.00
43	1.00	ONLY	0430-MECHANICAL JOINT X FLANGE 90 DEGREE BENDS,3 INCH GROUP 3	49.40	49.40
44	1.00	ONLY	0440-MECHANICAL JOINT,JOINT X FLANGE, 90 DEGREE BENDS, 4 INCH GROUP 3	61.60	61.60
45	1.00	ONLY	0450-MECHANICAL JOINT X FLANGE, 90 DEGREE BENDS, 6 INCH GROUP 3	106.70	106.70
46	1.00	ONLY	0460-MECHANICAL JOINT,JOINT X FLANGE 90 DEGREE BENDS, 8 INCH GROUP 3	178.90	178.90

INVITATION TO BID FROM JEFFERSON PARISH - continued

BID NO.: 50-00112075

SEALED BID

ITEM NUMBER	QUANTITY	U/M	DESCRIPTION OF ARTICLES	UNIT PRICE QUOTED	TOTALS
47	1.00	ONLY	0470-MECHANICAL JOINT T X FLANGE 90 DEGREE BENDS, 30 INCH C-110 GROUP 3	11,321.00	11,321.00
48	1.00	ONLY	0480-MECHANICAL JOINT X FLANGE, 90 DEGREE BENDS, 36 INCH C-110 GROUP 3	15,243.00	15,243.00
49	1.00	ONLY	0490-MECHANICAL JOINT, 45 DEGREE BENDS 3 INCH GROUP 4 MECHANICAL JOINT, 45 DEGREE BENDS (0490-610)	41.40	41.40
50	1.00	ONLY	0500-MECHANICAL JOINT, 45 DEGREE BENDS 4 INCH GROUP 4	41.95	41.95
51	1.00	ONLY	0510-MECHANICAL JOINT, 45 DEGREE BENDS 6 INCH GROUP 4	67.95	67.95
52	1.00	ONLY	0520-MECHANICAL JOINT, 45 DEGREE BENDS 8 INCH GROUP 4	98.20	98.20
53	1.00	ONLY	0530-MECHANICAL JOINT, 45 DEGREE BENDS 10 INCH GROUP 4	143.35	143.35
54	1.00	ONLY	0540-MECHANICAL JOINT, 45 DEGREE BENDS 12 INCH GROUP 4	213.40	213.40
55	1.00	ONLY	0550-MECHANICAL JOINT, 45 DEGREE BENDS 14 INCH GROUP 4	335.55	335.55
56	1.00	ONLY	0560-MECHANICAL JOINT, 45 DEGREE BENDS 16 INCH	418.40	418.40

INVITATION TO BID FROM JEFFERSON PARISH - continued

BID NO.: 50-00112075

SEALED BID

ITEM NUMBER	QUANTITY	U/M	DESCRIPTION OF ARTICLES	UNIT PRICE QUOTED	TOTALS
			GROUP 4		
57	1.00	ONLY	0570-MECHANICAL JOINT,45 DEGREE BENDS 18 INCH	585.60	585.60
			GROUP 4		
58	1.00	ONLY	0580-MECHANICAL JOINT,45 DEGREE BENDS 20 INCH	644.00	644.00
			GROUP 4		
59	1.00	ONLY	0590-MECHANICAL JOINT,45 DEGREE BENDS 24 INCH	938.15	938.15
			GROUP 4		
60	1.00	ONLY	0600-MECHANICAL JOINT,45 DEGREE BENDS 30 INCH C-110	3501.00	3501.00
			GROUP 4		
61	1.00	ONLY	0610-MECHANICAL JOINT 45 DEGREE BENDS 36 INCH C-110	5252.00	5252.00
			GROUP 4		
62	1.00	ONLY	0620-MECHANICAL JOINT X FLANGE 45 DEGREE BENDS,3 INCH	59.50	59.50
			GROUP 5		
63	1.00	ONLY	0630-MECHANICAL JOINT X FLANGE 45 DEGREE BENDS,4 INCH	61.05	61.05
			GROUP 5		
64	1.00	ONLY	0640-MECHANICAL JOINT X FLANGE 45 DEGREE BENDS,6 INCH	89.20	89.20
			GROUP 5		
65	1.00	ONLY	0650-MECHANICAL JOINT X FLANGE 45 DEGREE BENDS, 8 INCH	172.00	172.00
			GROUP 5		
66	1.00	ONLY	0660-MECHANICAL JOINT,22-1/2 DEGREE BENDS 3 INCH	26.00	26.00
			GROUP 6		

INVITATION TO BID FROM JEFFERSON PARISH - continued

BID NO.: 50-00112075

SEALED BID

ITEM NUMBER	QUANTITY	U/M	DESCRIPTION OF ARTICLES	UNIT PRICE QUOTED	TOTALS
			MECHANICAL JOINT 22-1/2 DEGREE BENDS (0660-0760)		
67	1.00	ONLY	0670-MECHANICAL JOINT, 22-1/2 DEGREE BENDS, 4 INCH	39.85	39.85
			GROUP 6		
68	1.00	ONLY	0680-MECHANICAL JOINT, 22-1/2 DEGREE BENDS, 6 INCH	62.10	62.10
			GROUP 6		
69	1.00	ONLY	0690-MECHANICAL JOINT, 22-1/2 DEGREE BENDS, 8 INCH	96.10	96.10
			GROUP 6		
70	1.00	ONLY	0700-MECHANICAL JOINT, 22-1/2 DEGREE BENDS, 10 INCH	141.75	141.75
			GROUP 6		
71	1.00	ONLY	0710-MECHANICAL JOINT, 22-1/2 DEGREE BENDS, 12 INCH	186.35	186.35
			GROUP 6		
72	1.00	ONLY	0720-MECHANICAL JOINT, 22-1/2 DEGREE BENDS, 14 INCH	339.80	339.80
			GROUP 6		
73	1.00	ONLY	0730-MECHANICAL JOINT, 22-1/2 DEGREE BENDS, 16 INCH	396.60	396.60
			GROUP 6		
74	1.00	ONLY	0740-MECHANICAL JOINT, 22-1/2 DREGREE BENDS, 18 INCH	493.20	493.20
			GROUP 6		
75	1.00	ONLY	0750-MECHANICAL JOINT, 22-1/2 DEGREE BENDS, 20 INCH	659.95	659.95
			GROUP 6		
76	1.00	ONLY	0760-MECHANICAL JOINT, 22-1/2 DEGREE BENDS, 24 INCHES	873.00	873.00
			GROUP 6		

INVITATION TO BID FROM JEFFERSON PARISH - continued

BID NO.: 50-00112075

SEALED BID

ITEM NUMBER	QUANTITY	U/M	DESCRIPTION OF ARTICLES	UNIT PRICE QUOTED	TOTALS
77	1.00	ONLY	0770-MECHANICAL JOINT, 11-1/4 DEGREE BENDS, 6 INCH GROUP 7 MECHANICAL JOINT, 11-1/4 DEGREE BENDS (0770-800)	64.25	64.25
78	1.00	ONLY	0780-MECHANICAL JOINT, 11-1/4 DEGREE BENDS, 8 INCH GROUP 7	87.60	87.60
79	1.00	ONLY	0790-MECHANICAL JOINT, 11-1/4 DEGREE BENDS, 12 INCH GROUP 7	172.55	172.55
80	1.00	ONLY	0800-MECHANICAL JOINT, 11-1/4 DEGREE BENDS, 20 INCH GROUP 7	612.70	612.70
81	1.00	ONLY	0810-MECHANICAL JOINT TEES, 3 INCH BY 3 INCH GROUP 8 MECHANICAL JOINT TEES (0810-0980)	62.10	62.10
82	1.00	ONLY	0820-MECHANICAL JOINT TEES, 4 INCH BY 4 INCH GROUP 8	68.50	68.50
83	1.00	ONLY	0830-MECHANICAL JOINT TEES, 6 INCH BY 4 INCH GROUP 8	111.50	111.50
84	1.00	ONLY	0840-MECHANICAL JOINT TEES, 6 INCH BY 6 INCH GROUP 8	120.50	120.50
85	1.00	ONLY	0850-MECHANICAL JOINT TEES, 8 INCH BY 6 INCH GROUP 8	150.25	150.25
86	1.00	ONLY	0860-MECHANICAL JOINT TEES, 8 INCH BY 8 INCH	181.05	181.05

INVITATION TO BID FROM JEFFERSON PARISH - continued

BID NO.: 50-00112075

SEALED BID

ITEM NUMBER	QUANTITY	U/M	DESCRIPTION OF ARTICLES	UNIT PRICE QUOTED	TOTALS
			GROUP 8		
87	1.00	ONLY	0870-MECHANICAL JOINT TEES,10 INCH BY 6 INCH	192.20	192.20
			GROUP 8		
88	1.00	ONLY	0880-MECHANICAL JOINT TEES,10 INCH BY 8 INCH	225.10	225.10
			GROUP 8		
89	1.00	ONLY	0890-MECHANICAL JOINT TEES,10 INCH BY 10 INCH	257.00	257.00
			GROUP 8		
90	1.00	ONLY	0900-MECHANICAL JOINT TEES,12 INCH BY 6 INCH	243.15	243.15
			GROUP 8		
91	1.00	ONLY	0910-MECHANICAL JOINT TEES, 12 INCH BY 8 INCH	280.30	280.30
			GROUP 8		
92	1.00	ONLY	0920-MECHANICAL JOINT TEES,12 INCH BY 12 INCH	358.90	358.90
			GROUP 8		
93	1.00	ONLY	0930-MECHANICAL JOINT TEES,16 INCH BY 6 INCH	501.70	501.70
			GROUP 8		
94	1.00	ONLY	0940-MECHANICAL JOINT TEES,16 INCH BY 8 INCH	544.70	544.70
			GROUP 8		
95	1.00	ONLY	0950-MECHANICAL JOINT TEES,16 INCH BY 12 INCH	651.45	651.45
			GROUP 8		
96	1.00	ONLY	0960-MECHANICAL JOINT TEES,16 INCH BY 16 INCH	821.90	821.90
			GROUP 8		
97	1.00	ONLY	0970-MECHANICAL JOINT TEES,24 INCH BY 6 INCH	942.40	942.40

INVITATION TO BID FROM JEFFERSON PARISH - continued

BID NO.: 50-00112075

SEALED BID

ITEM NUMBER	QUANTITY	U/M	DESCRIPTION OF ARTICLES	UNIT PRICE QUOTED	TOTALS
			GROUP 8		
98	1.00	ONLY	0980-MECHANICAL JOINT TEES, 24 INCH BY 24 INCH	1601.25	1601.25
			GROUP 8		
99	1.00	ONLY	0990-MECHANICAL JOINT X FLANGE TEES 6 INCH BY 4 INCH	133.80	133.80
			GROUP 9 MECHANICAL JOINT X FLANGE TEES (0990-1050)		
100	1.00	ONLY	1000-MECHANICAL JOINT X FLANGE TEES 6 INCH BY 6 INCH	145.45	145.45
			GROUP 9		
101	1.00	ONLY	1010-MECHANICAL JOINT X FLANGE TEES 8 INCH BY 6 INCH	167.75	167.75
			GROUP 9		
102	1.00	ONLY	1020-MECHANICAL JOINT X FLANGE TEES 10 INCH BY 10 INCH	377.50	377.50
			GROUP 9		
103	1.00	ONLY	1030-MECHANICAL JOINT X FLANGE TEES 10 INCH BY 6 INCH	276.00	276.00
			GROUP 9		
104	1.00	ONLY	1040-MECHANICAL JOINT X FLANGE TEES, 12 INCH BY 6 INCH	317.00	317.00
			GROUP 9		
105	1.00	ONLY	1050-MECHANICAL JOINT X FLANGE TEES 16 INCH BY 12 INCH	842.05	842.05
			GROUP 9		
106	1.00	ONLY	1060-MECHANICAL JOINT X SWIVEL TEES, 6 INCH BY 6 INCH	139.10	139.10
			GROUP 10		
107	1.00	ONLY	1070-MECHANICAL JOINT X SWIVEL TEES, 8 INCH BY 6 INCH	174.65	174.65

INVITATION TO BID FROM JEFFERSON PARISH - continued

BID NO.: 50-00112075

SEALED BID

ITEM NUMBER	QUANTITY	U/M	DESCRIPTION OF ARTICLES	UNIT PRICE QUOTED	TOTALS
			GROUP 10		
108	1.00	ONLY	1080-MECHANICAL JOINT X SWIVEL TEES 8 INCH BY 8 INCH	254.30	254.30
			GROUP 10		
109	1.00	ONLY	1090-MECHANICAL JOINT X SWIVEL TEES, 10 INCH BY 6 INCH	215.55	215.55
			GROUP 10		
110	1.00	ONLY	1100-MECHANICAL JOINT X SWIVEL TEES 12 INCH BY 6 INCH	249.50	249.50
			GROUP 10		
111	1.00	ONLY	1110-MECHANICAL JOINT X SWIVEL TEES 12 INCH BY 8 INCH	360.00	360.00
			GROUP 10		
112	1.00	ONLY	1120-MECHANICAL JOINT X SWIVEL TEES 14 INCH BY 6 INCH	567.00	567.00
			GROUP 10		
113	1.00	ONLY	1130-MECHANICAL JOINT X SWIVEL TEES 16 INCH BY 6 INCH	443.30	443.30
			GROUP 10		
114	1.00	ONLY	1140-MECHANICAL JOINT X SWIVEL TEES 20 INCH BY 6 INCH	727.35	727.35
			GROUP 10		
115	1.00	ONLY	1150-MECHANICAL JOINT CROSSES, 4 INCH BY 4 INCH	138.00	138.00
			GROUP 11 MECHANICAL JOINT CROSSES (1150-1170)		
116	1.00	ONLY	1160-MECHANICAL JOINT CROSSES 4 INCH BY 6 INCH	150.75	150.75
			GROUP 11		
117	1.00	ONLY	1170-MECHANICAL JOINT CROSSES 6 INCH BY 6 INCH	175.20	175.20

INVITATION TO BID FROM JEFFERSON PARISH - continued

BID NO.: 50-00112075

SEALED BID

ITEM NUMBER	QUANTITY	U/M	DESCRIPTION OF ARTICLES	UNIT PRICE QUOTED	TOTALS
			GROUP 11		
118	1.00	ONLY	1180-MECHANICAL JOINT CONCENTRIC REDUCERS 4 INCH BY 3 INCH	41.95	41.95
			GROUP 12 MECHANICAL JOINT CONCENTRIC REDUCERS (1180-1280)		
119	1.00	ONLY	1190-MECHANICAL JOINT CONCENTRIC REDUCERS 6 INCH BY 4 INCH	48.30	48.30
			GROUP 12		
120	1.00	ONLY	1200-MECHANICAL JOINT CONCENTRIC REDUCERS 8 INCH BY 4 INCH	65.30	65.30
			GROUP 12		
121	1.00	ONLY	1210-MECHANICAL JOINT CONCENTRIC REDUCERS 8 INCH BY 6 INCH	70.60	70.60
			GROUP 12		
122	1.00	ONLY	1220-MECHANICAL JOINT CONCENTRIC REDUCERS 10 INCH BY 6 INCH	90.25	90.25
			GROUP 12		
123	1.00	ONLY	1230-MECHANICAL JOINT CONCENTRIC REDUCERS 10 INCH BY 8 INCH	98.75	98.75
			GROUP 12		
124	1.00	ONLY	1240-MECHANICAL JOINT CONCENTRIC REDUCERS 12 INCH BY 6 INCH	118.90	118.90
			GROUP 12		
125	1.00	ONLY	1250-MECHANICAL JOINT CONCENTRIC REDUCERS 12 INCH BY 8 INCH	122.10	122.10
			GROUP 12		
126	1.00	ONLY	1260-MECHANICAL JOINT CONCENTRIC REDUCERTS 12 INCH BY 10 INCH	133.80	133.80
			GROUP 12		
127	1.00	ONLY	1270-MECHANICAL JOINT CONCENTRIC REDUCERS 14 INCH BY 6 INCH	272.90	272.90

INVITATION TO BID FROM JEFFERSON PARISH - continued

BID NO.: 50-00112075

SEALED BID

ITEM NUMBER	QUANTITY	U/M	DESCRIPTION OF ARTICLES	UNIT PRICE QUOTED	TOTALS
			GROUP 12		
128	1.00	ONLY	1280-MECHANICAL JOINT CONCENTRIC REDUCERS 16 INCH BY 20 INCH	418.90	418.90
			GROUP 12		
129	1.00	ONLY	1290-MECHANICAL JOINT X FLANGE ADAPTERS 4 INCH	51.50	51.50
			GROUP 13		
			MECHANICAL JOINT X FLANGED ADAPTERS (1290-1320)		
130	1.00	ONLY	1300-MECHANICAL JOINT X FLANGE ADAPTERS 6 INCH	66.90	66.90
			GROUP 13		
131	1.00	ONLY	1310-MECHANICAL JOINT X FLANGE ADAPTERS,8 INCH	101.40	101.40
			GROUP 13		
132	1.00	ONLY	1320-MECHANICAL JOINT X FLANGE ADAPTERS,24 INCH	846.80	846.80
			GROUP 13		
133	1.00	ONLY	1330-MECHANICAL JOINT CAP,4 INCH GROUP 14	20.00	20.00
			MECHANICAL JOINT CAPS (1330-1400)		
134	1.00	ONLY	1340-MECHANICAL JOINT CAP,6 INCH GROUP 14	34.50	34.50
135	1.00	ONLY	1350-MECHANICAL JOINT CAP,8 INCH GROUP 14	54.15	54.15
136	1.00	ONLY	1360-MECHANICAL JOINT CAP,10 INCH GROUP 14	70.00	70.00
137	1.00	ONLY	1380-MECHANICAL JOINT CAP,14 INCH GROUP 14	156.60	156.60

INVITATION TO BID FROM JEFFERSON PARISH - continued

BID NO.: 50-00112075

SEALED BID

ITEM NUMBER	QUANTITY	U/M	DESCRIPTION OF ARTICLES	UNIT PRICE QUOTED	TOTALS
138	1.00	ONLY	1390-MECHANICAL JOINT CAP,16 INCH GROUP 14	209.70	209.70
139	1.00	ONLY	1400-MECHANICAL JOINT CAP,20 INCH GROUP 14	326.50	326.50
140	1.00	ONLY	1410-MECHANICAL JOINT PLUG,4 INCH GROUP 15	22.30	22.30
			MECHANICAL JOINT PLUGS (1410-1480)		
141	1.00	ONLY	1420-MECHANICAL JOINT PLUG,6 INCH GROUP 15	41.40	41.40
142	1.00	ONLY	1430-MECHANICAL JOINT PLUG,8 INCH GROUP 15	63.20	63.20
143	1.00	ONLY	1440-MECHANICAL JOINT PLUG,10 INCH GROUP 15	106.75	106.75
144	1.00	ONLY	1450-MECHANICAL JOINT PLUG,12 INCH GROUP 15	109.90	109.90
145	1.00	ONLY	1460-MECHANICAL JOINT PLUG,14 INCH GROUP 15	218.75	218.75
146	1.00	ONLY	1470-MECHANICAL JOINT PLUG,16 INCH GROUP 15	279.25	279.25
147	1.00	ONLY	1480-MECHANICAL JOINT PLUG,18 INCH GROUP 15	347.75	347.75
148	1.00	ONLY	1490-MECHANICAL JOINT OFFSET,4 INCH BY 12 INCH	214.50	214.50
			GROUP 16 MECHANICAL JOINT OFFSETS (1490-1520)		
149	1.00	ONLY	1500-MECHANICAL JOINT OFFSET, 6 INCH BY 12 INCH	339.25	339.25

INVITATION TO BID FROM JEFFERSON PARISH - continued

BID NO.: 50-00112075

SEALED BID

ITEM NUMBER	QUANTITY	U/M	DESCRIPTION OF ARTICLES	UNIT PRICE QUOTED	TOTALS
			GROUP 16		
150	1.00	ONLY	1510-MECHANICAL JOINT OFFSET,8 INCH BY 12 INCH	501.20	501.20
			GROUP 16		
151	1.00	ONLY	1520-MECHANICAL JOINT OFFSET,12 INCH BY 12 INCH	1053.00	1053.00
			GROUP 16		
152	1.00	ONLY	1530-PRICE BROTHERS PIPE ADAPTER KITS, 16 INCH BY 24 INCH LENGTH	NO BID	
			GROUP 17 PRICE BROTHERS REPAIR ADAPTER KITS (1530-1600)		
153	1.00	ONLY	1540-PRICE BROTHERS PIPE ADAPTER KITS, 18 INCH 24 INCH LENGTH		
			GROUP 17		
154	1.00	ONLY	1550-PRICE BROTHERS PIPE ADAPTER KITS, 20 INCH 24 INCH LENGTH		
			GROUP 17		
155	1.00	ONLY	1560-PRICE BROTHERS PIPE ADAPTER KITS 24 INCH 24 INCH LENGTH		
			GROUP 17		
156	1.00	ONLY	1570-PRICE BROTHERS PIPE ADAPTER KITS, 30 INCH 24 INCH LENGTH		
			GROUP 17		
157	1.00	ONLY	1580-PRICE BROTHERS PIPE ADAPTER KITS, 36 INCH 24 INCH LENGTH		
			GROUP 17		
158	1.00	ONLY	1590-PRICE BROTHERS PIPE ADAPTER KITS, 42 INCH 24 INCH LENGTH		
			GROUP 17		
159	1.00	ONLY	1600-PRICE BROTHERS PIPE ADAPTER KITS, 48 INCH 24 INCH LENGTH		

INVITATION TO BID FROM JEFFERSON PARISH - continued

BID NO.: 50-00112075

SEALED BID

ITEM NUMBER	QUANTITY	U/M	DESCRIPTION OF ARTICLES	UNIT PRICE QUOTED	TOTALS
			GROUP 17		
160	1.00	ONLY	1610-FLANGED JOINT,11-1/4 DEGREE BEND (PROTECTO 401 CERAMIC INTERIOR LINING) 4 INCH	172.55	172.55
161	1.00	ONLY	1620-FLANGED JOINT,11-1/4 DEGREE BEND (PROTECTO 401 CERAMIC INTERIOR LINING) 6 INCH	263.95	263.95
162	1.00	ONLY	1630-FLANGED JOINT,22-1/2 DEGREE BEND (PROTECTO 401 CERAMIC INTERIOR LINING) 4 INCH	154.50	154.50
163	1.00	ONLY	1640-FLANGED,JOINT,22-1/2 DEGREE BEND (PROTECTO 401 CERAMIC INTERIOR LINING) 6 INCH	230.10	230.10
164	1.00	ONLY	1650-FLANGED JOINT,22-1/2 DEGREE BEND (PROTECTO 401 CERAMIC INTERIOR LINGING) 8 INCH	337.70	337.70
165	1.00	ONLY	1660-FLANGED JOINT,22-1/2 DEGREE BEND (PROTECTOR 401 CERAMIC INTERIOR LINING) 10 INCH	487.55	487.55
166	1.00	ONLY	1670-FLANGED JOINT,22-1/2 DEGREE BEND (PROTECTO 401 CERAMIC INTERIOR LINING) 12 INCH	669.85	669.85
167	1.00	ONLY	1680-FLANGED JOINT,22-1/2 DEGREE BEND (PROTECTO 401 CERAMIC INTERIOR LINING) 14 INCH	850.80	850.80
168	1.00	ONLY	1690-FLANGED JOINT,22-1/2 DEGREE BEND (PROTECTO 401 CERAMIC INTERIOR LINING) 16 INCH	947.30	947.30
169	1.00	ONLY	1700-FLANGED JOINT,45 DEGREE BEND (PROTECTO 401 CERAMIC INTERIOR LINING) 3 INCH	154.95	154.95

INVITATION TO BID FROM JEFFERSON PARISH - continued

BID NO.: 50-00112075

SEALED BID

ITEM NUMBER	QUANTITY	U/M	DESCRIPTION OF ARTICLES	UNIT PRICE QUOTED	TOTALS
170	1.00	ONLY	1710-FLANGED JOINT, 45 DEGREE BEND (PROTECTO 402 CERAMIC INTERIOR LINING) 4 INCH	154.95	154.95
171	1.00	ONLY	1720-FLANGED JOINT, 45 DEGREE BEND (PROTECTO 402 CERAMIC INTERIOR LINING) 6 INCH	236.10	236.10
172	1.00	ONLY	1730-FLANGED JOINT, 45 DEGREE BEND (PROTECTO 401 CERAMIC INTERIOR LINING) 8 INCH	341.45	341.45
173	1.00	ONLY	1740-FLANGED JOINT 45 DEGREE BEND (PROTECTO 401 CERAMIC INTERIOR LINING) 10 INCH	501.95	501.95
174	1.00	ONLY	1750-FLANGED JOINT, 45 DEGREE BEND (PROTECTO 401 CERAMIC INTERIOR LINING) 12 INCH 12" (not 2")	637.90	637.90
175	1.00	ONLY	1760-FLANGED JOINT, 45 DEGREE BEND (PROTECTOR 401 CERAMIC INTERIOR LINING) 14 INCH	752.95	752.95
176	1.00	ONLY	1770-FLANGED JOINT, 45 DEGREE BEND (PROTECTOR 401 CERAMIC INTERIOR LINING) 16 INCH	925.05	925.05
177	1.00	ONLY	1780-FLANGED JOINT, 45 DEGREE BEND (PROTECTO 401 CERAMIC INTERIOR LINING) 18 INCH	1189.00	1189.00
178	1.00	ONLY	1790-FLANGED JOINT, 45 DEGREE BEND (PROTECTO 401 CERAMIC INTERIOR LINING) 20 INCH	1495.00	1495.00
179	1.00	ONLY	1800-FLANGED JOINT, 45 DEGREE BEND (PROTECTO 401 CERAMIC INTERIOR LINING) 24 INCH	2009.20	2009.20
180	1.00	ONLY	1810-FLANGED JOINT, 90 DEGREE BEND (PROTECTO 401 CERAMIC INTREIOR LINING)	1165.60	1165.60

INVITATION TO BID FROM JEFFERSON PARISH - continued

BID NO.: 50-00112075

SEALED BID

ITEM NUMBER	QUANTITY	U/M	DESCRIPTION OF ARTICLES	UNIT PRICE QUOTED	TOTALS
181	1.00	ONLY	3 INCH 1820-FLANGED JOINT,90 DEGREE BEND (PROTECTO 401 CERAMIC INTERIOR LINING)	1105.60	1105.60
182	1.00	ONLY	4 INCH 1830-FLANGED JOINT,90 DEGREE BEND (PROTECTO 401 CERAMIC INTERIOR LINING)	253.75	253.75
183	1.00	ONLY	6 INCH 1840-FLANGED JOINT,90 DEGREE BEND (PROTECTO 401 CERAMIC INTERIOR LINING)	385.05	385.05
184	1.00	ONLY	8 INCH 1850-FLANGED JOINT,90 DEGREE BEND (PROTECTO 401 CERAMIC INTERIOR LINING)	564.10	564.10
185	1.00	ONLY	10 INCH 1860-FLANGED JOINT,90 DEGREE BEND (PROTECTO 401 CERAMIC INTERIOR LINING)	718.10	718.10
186	1.00	ONLY	12 INCH 1870-FLANGED JOINT,90 DEGREE BEND (PROTECTO 401 CERAMIC INTERIOR LINING)	898.10	898.10
187	1.00	ONLY	14 INCH 1890-FLANGED JOINT,90 DEGREE BEND (PROTECTO 401 CERAMIC INTERIOR LINING)	1391.75	1391.75
188	1.00	ONLY	18 INCH 1900-FLANGED JOINT,90 DEGREE BEND (PROTECTO 401 CERAMIC INTERIOR LINING)	1693.75	1693.75
189	1.00	ONLY	20 INCH 1910-FLANGED JOINT,90 DEGREE BEND (PROTECTO 401 CERAMIC INTERIOR LINING)	2609.00	2609.00
190	1.00	ONLY	24 INCH 1920-FLANGED JOINT,90 DEGREE BEND (PROTECTO 401 CERAMIC INTERIOR LINING)	748.30	748.30
			12 INCH BY 10 INCH		

INVITATION TO BID FROM JEFFERSON PARISH - continued

BID NO.: 50-00112075

SEALED BID

ITEM NUMBER	QUANTITY	U/M	DESCRIPTION OF ARTICLES	UNIT PRICE QUOTED	TOTALS
191	1.00	ONLY	1930-FLANGED JOINT, 90 DEGREE BEND REDUCING (PROTECTO 401 CERAMIC INTERIOR LINING) 14 INCH BY 10 INCH	890.70	890.70
192	1.00	ONLY	1940-FLANGED JOINT, CROSSES (PROTECTO 401 CERAMIC INTERIOR LINING) 4 INCH BY 4 INCH	254.65	254.65
193	1.00	ONLY	1950-FLANGED JOINT, CROSSES (PROTECTO 401 CERAMIC INTERIOR LINING) 6 INCH BY 6 INCH	405.90	405.90
194	1.00	ONLY	1960-FLANGED JOINT, CROSSES (PROTECTO 401 CERAMIC INTERIOR LINING) 8 INCH BY 8 INCH	589.60	589.60
195	1.00	ONLY	1970-FLANGED JOINT, CROSSES (PROTECTO 401 CERAMIC INTERIOR LINING) 10 INCH BY 10 INCH	1063.75	1063.75
196	1.00	ONLY	1980-FLANGED JOINT, CROSSES (PROTECTO 401 CERAMIC INTERIOR LINING) 12 INCH BY 12 INCH	1218.25	1218.25
197	1.00	ONLY	1990-FLANGED JOINT, CROSSES (PROTECTO 401 CERAMIC INTERIOR LINING) 12 INCH BY 6 INCH	1072.10	1072.10
198	1.00	ONLY	2000-FLANGED JOINT, CROSSES (PROTECTO 401 CERAMIC INTERIOR LINING) 16 INCH BY 6 INCH	1671.75	1671.75
199	1.00	ONLY	2010-FLANGED JOINT, CONCENTRIC REDUCERS (PROTECTO 401 CERAMIC INTERIOR LINING) 4 INCH BY 3 INCH	134.05	134.05
200	1.00	ONLY	2020-FLANGED JOINT, CONCENTRIC REDUCERS (PROTECTO 401 CERAMIC INTERIOR LINING) 6 INCH BY 3 INCH	210.60	210.60
201	1.00	ONLY	2030-FLANGED JOINT, CONCENTRIC REDUCERS (PROTECTO 401 CERAMIC INTERIOR LINING)	207.40	207.40

ITEM NUMBER	QUANTITY	U/M	DESCRIPTION OF ARTICLES	UNIT PRICE QUOTED	TOTALS
			6 INCH BY 4 INCH		
202	1.00	ONLY	2040-FLANGED JOINT, CONCENTRIC REDUCERS (PROTECTO 401 CERAMIC INTERIOR LINING)	308.00	308.00
			8 INCH BY 6 INCH		
203	1.00	ONLY	2050-FLANGED JOINT, CONCENTRIC REDUCERS (PROTECTO 401 CERAMIC INTERIOR LINING)	393.40	393.40
			10 INCH BY 6 INCH		
204	1.00	ONLY	2060-FLANGED JOINT, CONCENTRIC REDUCERS (PROTECTO 401 CERAMIC INTERIOR LINING)	448.10	448.10
			10 INCH BY 8 INCH		
205	1.00	ONLY	2070-FLANGED JOINT, CONCENTRIC REDUCERS (PROTECTO 401 CERAMIC INTERIOR LINING)	533.50	533.50
			12 INCH BY 6 INCH		
206	1.00	ONLY	2080-FLANGED JOINT, CONCENTRIC REDUCERS (PROTECTO 401 CERAMIC INTERIOR LINING)	572.90	572.90
			12 INCH BY 8 INCH		
207	1.00	ONLY	2090-FLANGED JOINT, CONCENTRIC REDUCERS (PROTECTO 401 CERAMIC INTERIOR LINING)	620.25	620.25
			12 INCH BY 10 INCH		
208	1.00	ONLY	2100-FLANGED JOINT, CONCENTRIC REDUCERS (PROTECTO 401 CERAMIC INTERIOR LINING)	716.25	716.25
			14 INCH BY 8 INCH		
209	1.00	ONLY	2110-FLANGED JOINT, CONCENTRIC REDUCERS (PROTECTO 401 CERAMIC INTERIOR LINING)	762.65	762.65
			14 INCH BY 10 INCH		
210	1.00	ONLY	2120-FLANGED JOINT, CONCENTRIC REDUCERS (PROTECTO 401 CERAMIC INTERIOR LINING)	907.00	907.00
			16 INCH BY 12 INCH		
211	1.00	ONLY	2130-FLANGED JOINT, CONCENTRIC REDUCERS (PROTECTO 401 CERAMIC INTERIOR LINING)	801.00	801.00
			16 INCH BY 10 INCH		

INVITATION TO BID FROM JEFFERSON PARISH - continued

BID NO.: 50-00112075

SEALED BID

ITEM NUMBER	QUANTITY	U/M	DESCRIPTION OF ARTICLES	UNIT PRICE QUOTED	TOTALS
212	1.00	ONLY	2140-FLANGED JOINT,TEE(PROTECTO 401 CERAMIC INTERIOR LINING) 4 INCH BY 4 INCH BY 4 INCH	245.40	245.40
213	1.00	ONLY	2150-FLANGED JOINT,TEE(PROTECTO 401 CERAMIC INTERIOR LINING) 6 INCH BY 6 INCH BY 4 INCH	347.50	347.50
214	1.00	ONLY	2160-FLANGED JOINT,TEES (PROTECTO 401 CERAMIC INTERIOR LINING) 6 INCH BY 6 INCH BY 6 INCH	323.80	323.80
215	1.00	ONLY	2170-FLANGED JOINT,TEES (PROTECTO 401 CERAMIC INTERIOR LINING) 8 INCH BY 8 INCH BY 6 INCH	456.95	456.95
216	1.00	ONLY	2180-FLANGED JOINT,TEES(PROTECTO 401 CERAMIC INTERIOR LINING) 8 INCH BY 8 INCH BY 8 INCH	506.60	506.60
217	1.00	ONLY	2190-FLANGED JOINT,TEES (PROTECTO 401 CERAMIC INTERIOR LINING) 10 INCH BY 10 INCH BY 6 INCH	630.45	630.45
218	1.00	ONLY	2200-FLANGED JOINT,TEES (PROTECTO 401 CERAMIC INTERIOR LINING) 10 INCH BY 10 INCH BY 10 INCH	731.60	731.60
219	1.00	ONLY	2210-FLANGED JOINT,TEES (PROTECTO 401 CERAMIC INTERIOR LINING) 12 INCH BY 12 INCH BY 6 INCH	849.40	849.40
220	1.00	ONLY	2220-FLANGED JOINT,TEES(PROTECTO 401 CERAMIC INTERIOR LINING) 12 INCH BY 12 INCH BY 8 INCH	883.75	883.75
221	1.00	ONLY	2230-FLANGED JOINT,TEES(PROTECTO 401 CERAMIC INTERIOR LINING) 12 INCH BY 12 INCH BY 12 INCH	1020.50	1020.50
222	1.00	ONLY	2240-FLANGED JOINT,TEES (PROTECTO 401 CERAMIC INTERIOR LINING)	1255.30	1255.30

DATE: 1/14/2015

INVITATION TO BID FROM JEFFERSON PARISH - continued

Page 28

BID NO.: 50-00112075

SEALED BID

ITEM NUMBER	QUANTITY	U/M	DESCRIPTION OF ARTICLES	UNIT PRICE QUOTED	TOTALS
223	1.00	ONLY	14 INCH BY 14 INCH BY 6 INCH 2250-FLANGED JOINT, TEES (PROTECTO 401 CERAMIC INTRIOR LINING)	1323.00	1323.00
224	1.00	ONLY	14 INCH BY 14 INCH BY 10 INCH 2260-FLANGED JOINT, TEES (PROTECTO 401 CERAMIC INTRIOR LINING)	1495.50	1495.50
225	1.00	ONLY	16 INCH BY 16 INCH BY 16 INCH 2270-FLANGED JOINT, TRUE WYES (PROTECTO 401 CERAMIC INTRIOR LINING) 4 INCH	205.05	205.05
226	1.00	ONLY	2280-MECHANICAL JOINT, 11-1/4 DEGREE BEND (PROTECTO 401 CERAMIC INTERIOR LINING) 4 INCH	105.75	105.75
227	1.00	ONLY	2290-MECHANICAL JOINT, 11-1/4 DEGREE BEND (PROTECTO 401 CERAMIC INTERIOR LINING) 6 INCH	166.00	166.00
228	1.00	ONLY	2300-MECHANICAL JOINT, 22-1/2 DEGREE BEND (PROTECTO 401 CERAMIC INTERIOR LINING) 4 INCH	108.10	108.10
229	1.00	ONLY	2310-MECHANICAL JOINT, 22-1/2 DEGREE BEND (PROTECTO 401 CERAMIC INTERIOR LINING) 6 INCH	164.20	164.20
230	1.00	ONLY	2320-MECHANICAL JOINT, 22-1/2 DEGREE BEND (PROTECTO 401 CERAMIC INTERIOR LINING) 8 INCH	232.85	232.85
231	1.00	ONLY	2330-MECHANICAL JOINT, 22-1/2 DEGREE BEND (PROTECTO 401 CERAMIC INTERIOR LINING) 10 INCH	313.10	313.10
232	1.00	ONLY	2340-MECHANICAL JOINT, 22-1/2 DEGREE BEND (PROTECTO 401 CERAMIC INTERIOR LINING) 12 INCH	392.90	392.90
233	1.00	ONLY	2350-MECHANICAL JOINT, 22-1/2 DEGREE BEND (PROTECTO 401 CERAMIC INTERIOR LINING)	581.75	581.75

INVITATION TO BID FROM JEFFERSON PARISH - continued

BID NO.: 50-00112075

SEALED BID

ITEM NUMBER	QUANTITY	U/M	DESCRIPTION OF ARTICLES	UNIT PRICE QUOTED	TOTALS
			14 INCH		
234	1.00	ONLY	2360-MECHANICAL JOINT,45 DEGREE BEND (PROTECTO 401 CERAMIC INTERIOR LINING)	109.50	109.50
			4 INCH		
235	1.00	ONLY	2370-MECHANICAL JOINT,45 DEGREE BEND (PROTECTO 401 CERAMIC INTERIOR LINING)	169.75	169.75
			6 INCH		
236	1.00	ONLY	2380-MECHANICAL JOINT,45 DEGREE BEND (PROTECTO 401 CERAMIC INTERIOR LINING)	234.70	234.70
			8 INCH		
237	1.00	ONLY	2390-MECHANICAL JOINT,45 DEGREE BEND (PROTECTO 401 CERAMIC INTERIOR LINING)	313.60	313.60
			10 INCH		
238	1.00	ONLY	2400-MECHANICAL JOINT,45 DEGREE BEND (PROTECTO 401 CERAMIC INTERIOR LINING)	419.80	419.80
			12 INCH		
239	1.00	ONLY	2410-MECHANICAL JOINT,45 DEGREE BEND (PROTECTO 401 CERAMIC INTERIOR LINING)	578.00	578.00
			14 INCH		
240	1.00	ONLY	2420-MECHANICAL JOINT,90 DEGREE BEND (PROTECTO 401 CERAMIC INTERIOR LINING)	118.30	118.30
			4 INCH		
241	1.00	ONLY	2430-MECHANICAL JOINT,90 DEGREE BEND (PROTECTO 401 CERAMIC INTERIOR LINING)	185.10	185.10
			6 INCH		
242	1.00	ONLY	2440-MECHANICAL JOINT,90 DEGREE BEND (PROTECTO 401 CERAMIC INTERIOR LINING)	258.40	258.40
			8 INCH		
243	1.00	ONLY	2450-MECHANICAL JOINT,90 DEGREE BEND (PROTECTO 401 CERAMIC INTERIOR LINING)	363.70	363.70
			10 INCH		

INVITATION TO BID FROM JEFFERSON PARISH - continued

BID NO.: 50-00112075

SEALED BID

ITEM NUMBER	QUANTITY	U/M	DESCRIPTION OF ARTICLES	UNIT PRICE QUOTED	TOTALS
244	1.00	ONLY	2460-MECHANICAL JOINT,90 DEGREE BEND (PROTECTO 401 CERAMIC INTERIOR LINING) 12 INCH	464.80	464.80
245	1.00	ONLY	2470-MECHANICAL JOINT,90 DEGREE BEND (PROTECTO 401 CERAMIC INTERIOR LINING) 14 INCH	674.50	674.50
246	1.00	ONLY	2480-MECHANICAL JOINT,CROSSES (PROTECTO 401 CERAMIC INTERIOR LINING) 4 INCH BY 4 INCH	212.00	212.00
247	1.00	ONLY	2490-MECHANICAL JOINT,CORRSSES (PROTECTO 401 CERAMIC INTERIOR LINING) 6 INCH BY 6 INCH	278.35	278.35
248	1.00	ONLY	2500-MECHANICAL JOINT,CROSSES (PROTECTO 401 CERAMIC INTERIOR LINING) 8 INCH BY 8 INCH	310.35	310.35
249	1.00	ONLY	2500-MECHANICAL JOINT,CROSSES (PROTECTO 401 CERAMIC INTERIOR LINING) 8 INCH BY 8 INCH	319.60	319.60
250	1.00	ONLY	2510-MECHANICAL JOINT,CROSSES (PROTECTO 401 CERAMIC INTERIOR LINING) 10 INCH BY 10 INCH	479.20	479.20
251	1.00	ONLY	2520-MECHANICAL JOINT,CROSSES (PROTECTO 401 CERAMIC INTERIOR LINING) 12 INCH BY 12 INCH	746.90	746.90
252	1.00	ONLY	2530-MECHANICAL JOINT,CROSSES (PROTECTO 401 CERAMIC INTERIOR LINING) 12 INCH BY 6 INCH	502.40	502.40
253	1.00	ONLY	2540-MECHANICAL JOINT,CONCENTRIC REDUCER (PROTECTO 401 CERAMIC INTERIOR LINING) 4 INCH BY 3 INCH	150.30	150.30
254	1.00	ONLY	2550-MECHANICAL JOINT,CONCENTRIC REDUCER (PROTECTO 401 CERAMIC INTERIOR LINING)	157.25	157.25

INVITATION TO BID FROM JEFFERSON PARISH - continued

BID NO.: 50-00112075

SEALED BID

ITEM NUMBER	QUANTITY	U/M	DESCRIPTION OF ARTICLES	UNIT PRICE QUOTED	TOTALS
255	1.00	ONLY	6 INCH BY 3 INCH 2560-MECHANICAL JOINT, CONCENTRIC REDUCER (PROTECTO 401 CERAMIC INTERIOR LINING)	150.30	150.30
256	1.00	ONLY	6 INCH BY 4 INCH 2570-MECHANICAL JOINT, CONCENTRIC REDUCER (PROTECTO 401 CERAMIC INTERIOR LINING)	206.40	206.40
257	1.00	ONLY	8 INCH BY 6 INCH 2580-MECHANICAL JOINT, CONCENTRIC REDUCER (PROTECTO 401 CERAMIC INTERIOR LINING)	261.10	261.10
258	1.00	ONLY	10 INCH BY 6 INCH 2590-MECHANICAL JOINT, CONCENTRIC REDUCER (PROTECTO 401 CERAMIC INTERIOR LINING)	270.00	270.00
259	1.00	ONLY	10 INCH BY 8 INCH 2600-MECHANICAL JOINT, CONCENTRIC REDUCER (PROTECTO 401 CERAMIC INTERIOR LINING)	324.25	324.25
260	1.00	ONLY	12 INCH BY 6 INCH 2610-MECHANICAL JOINT, CONCENTRIC REDUCER (PROTECTO 401 CERAMIC INTERIOR LINING)	327.00	327.00
261	1.00	ONLY	12 INCH BY 8 INCH 2620-MECHANICAL JOINT, CONCENTRIC REDUCER (PROTECTO 401 CERAMIC INTERIOR LINING)	340.50	340.50
262	1.00	ONLY	12 INCH BY 10 INCH 2630-MECHANICAL JOINT, CONCENTRIC REDUCER (PROTECTO 401 CERAMIC INTERIOR LINING)	524.70	524.70
263	1.00	ONLY	14 INCH BY 8 INCH 2640-MECHANICAL JOINT, TEES (PROTECTO 401 CERAMIC INTERIOR LINING)	134.50	134.50
264	1.00	ONLY	4 INCH BY 4 INCH BY 4 INCH 2650-MECHANICAL JOINT, TEES (PROTECTO 401 CERAMIC INTERIOR LINING)	214.80	214.80
			6 INCH BY 6 INCH BY 4 INCH		

INVITATION TO BID FROM JEFFERSON PARISH - continued

BID NO.: 50-00112075

SEALED BID

ITEM NUMBER	QUANTITY	U/M	DESCRIPTION OF ARTICLES	UNIT PRICE QUOTED	TOTALS
265	1.00	ONLY	2660-MECHANICAL JOINT,TEES(PROTECTO 401 CERAMIC INTERIOR LINING) 6 INCH BY 6 INCH BY 6 INCH	224.05	224.05
266	1.00	ONLY	2670-MECHANICAL JOINT,TEES(PROTECTO 401 CERAMIC INTERIOR LINING) 8 INCH BY 8 INCH BY 6 INCH	287.15	287.15
267	1.00	ONLY	2680-MECHANICAL JOINT,TEES(PROTECTO 401 CERAMIC INTERIOR LINING) 8 INCH BY 8 INCH BY 8 INCH	317.75	317.75
268	1.00	ONLY	2690-MECHANICAL JOINT,TEES(PROTECTO 401 CERAMIC INTERIOR LINING) 10 INCH BY 10 INCH BY 6 INCH	364.60	364.60
269	1.00	ONLY	2700-MECHANICAL JOINT,TEES(PROTECTO 401 CERAMIC INTERIOR LINING) 10 INCH BY 10 INCH BY 10 INCH	429.50	429.50
270	1.00	ONLY	2710-MECHANICAL JOINT,TEES(PROTECTO 401 CERAMIC INTERIOR LINING) 12 INCH BY 12 INCH BY 6 INCH	449.00	449.00
271	1.00	ONLY	2720-MECHANICAL JOINT,TEES(PROTECTO 401 CERAMIC INTERIOR LINING) 12 INCH BY 12 INCH BY 8 INCH	487.50	487.50
272	1.00	ONLY	2730-MECHANICAL JOINT,TEES(PROTECTO 401 CERAMIC INTERIOR LINING) 12 INCH BY 12 INCH BY 12 INCH	567.30	567.30
273	1.00	ONLY	2740-MECHANICAL JOINT,TEES(PROTECTO 401 CERAMIC INTERIOR LINING) 14 INCH BY 14 INCH BY 6 INCH	650.80	650.80
274	1.00	ONLY	2750-MECHANICAL JOINT,TEES(PROTECTO 401 CERAMIC INTERIOR LINING) 14 INCH BY 14 INCH BY 10 INCH	870.75	870.75

Ductile Iron Fittings

(Ductile Iron Fittings and Price Brothers' Pipe Adapter Kits)

Contract

ITEMS INCLUDED IN THIS CONTRACT:

- GROUP 1. Mechanical joint repair sleeves (lines 0010 thru 0300)
- GROUP 2. Mechanical joint 90 degree bends (lines 0310 thru 0420)
- GROUP 3. Mechanical joint x flange 90 degree bends (lines 0430 thru 0480)
- GROUP 4. Mechanical joint 45 degree bends (lines 0490 thru 0610)
- GROUP 5. Mechanical joint x flange 45 degree bends (lines 0620 thru 0650)
- GROUP 6. Mechanical joint 22-1/2 degree bends (lines 0660 thru 0750)
- GROUP 7. Mechanical joint 11-1/4 degree bends (lines 0760 thru 0800)
- GROUP 8. Mechanical joint tees (lines 0810 thru 0980)
- GROUP 9. Mechanical joint x flange tees (lines 0990 thru 1050)
- GROUP 10. Mechanical joint swivel tees (lines 1060 thru 1140)
- GROUP 11. Mechanical joint crosses (lines 1150 thru 1170)
- GROUP 12. Mechanical joint concentric reducers (lines 1180 thru 1280)
- GROUP 13. Mechanical joint x flange adapters (lines 1290 thru 1320)
- GROUP 14. Mechanical joint caps (lines 1330 thru 1400)
- GROUP 15. Mechanical joint plugs (lines 1410 thru 1480)
- GROUP 16. Mechanical joint offsets (lines 1490 thru 1520)
- GROUP 17. Price Brothers Adapter Kits (lines 1530 thru 1600)
- GROUP 18. Flanged joint, 11-1/4 degree bend (Protecto 401 ceramic interior lining)
- GROUP 19. Flanged joint, 22-1/2 degree bend (Protecto 401 ceramic interior lining)
(lines 1630 thru 1690)
- GROUP 20. Flanged joint, 45 degree bend (Protecto 401 ceramic interior lining)
(lines 1700 thru 1800)
- GROUP 21. Flanged joint, 90 degree bend (Protecto 401 ceramic interior lining)
(lines 1810 thru 1910)
- GROUP 22. Flanged joint, 90 degree bend, reducing (Protecto 401 ceramic interior
lining) (lines 1920 thru 1930)
- GROUP 23. Flanged joint, crosses (Protecto 401 ceramic interior lining)
(lines 1940 thru 2000)
- GROUP 24. Flanged joint, concentric reducers (Protecto 401 ceramic interior lining)
(lines 2010 thru 2130)
- GROUP 25. Flanged joint, tees (Protecto 401 ceramic interior lining)
(lines 2140 thru 2260)
- GROUP 26. Flanged joint, true wyes (Protecto 401 ceramic interior lining) (line 2270)
- GROUP 27. Mechanical joint, 11-1/4 degree bend (Protecto 401 ceramic interior
lining) (lines 2280 thru 2290)
- GROUP 28. Mechanical joint, 22-1/2 degree bend (Protecto 401 ceramic interior

- GROUP 29. lining) (lines 2300 thru 2350)
Mechanical joint, 45 degree bend (Protecto 401 ceramic interior lining)
(lines 2360 thru 2410)
- GROUP 30. Mechanical joint, 90 degree bend (Protecto 401 ceramic interior lining)
(lines 2420 thru 2470)
- GROUP 31. Mechanical joint, crosses (Protecto 401 ceramic interior lining)
(lines 2480 thru 2530)
- GROUP 32. Mechanical joint, concentric reducers (Protecto 401 ceramic interior
lining) (lines 2540 thru 2630)
- GROUP 33. Mechanical joint, tees (Protecto 401 ceramic interior lining)
(lines 2640 thru 2750)

***** Note: this contract may be awarded according the low bidder of each group mentioned above. *****

Contract Terms:

This is a one year contract for supply of Ductile Iron Fittings and Adapter Kits for Price Brothers pipe for the Department of Public Works, Waterworks, and all Jefferson Parish agencies and municipalities.

Warranty:

Products shall be warranted that they are manufactured in accordance with the applicable material specifications and are free from defects in workmanship and materials for one year after delivery. Any defective items sold under this contract shall be replaced at no cost to the purchaser.

General Specifications:

This specification is prepared for a one (1) year contract for a supply of Ductile Iron Fittings and Adapter Kits for Price Brothers pipe for the Parish of Jefferson, Department of Water, East and West bank.

The quantities shown on the proposal guide are approximate quantities to be acquired by Jefferson Parish over a one (1) year period. Actual usage will be on an "as needed" basis.

Domestic as well as globally sourced (foreign) ductile iron fittings shall be allowed. All globally sourced (foreign) fittings shall also be manufactured at an ISO (International Organization for Standardization) registered manufacturer, which manufacturer shall have current ISO 9001 certification for standardization for fitting products. These manufacturing facilities must be covered under periodic audits by third party accreditation bodies for evaluations. These evaluations shall include manufacturing processes, quality control, corrective and preventive actions, and document control. In addition, distribution centers must be audited by third party approval agencies for periodic confirmation tests and surveillance audits. These periodic confirmation tests and surveillance audits shall document continuation of product approvals by

auditing the entire quality systems including design, infrastructure, system implementation, distribution, training, quality control and assurance, and document control. All fittings must be manufactured in accordance with NSF 61.

The vendor (bidder) shall be responsible for verifying and furnishing, with submission of his bid, that all fittings meet the applicable AWWA, ANSI, and ASTM standards for potable water. The vendor (bidder) is also responsible for verifying that all fittings are manufactured at an ISO registered manufacturer with current ISO 9001 certification for fitting products and submit written proof of this registration and certification with his bid. Failure to comply with these submission requirements will result in the bid being considered non-responsive.

All shipments of ductile iron fittings to the public works warehouse must be accompanied by the proper written certifications. These certifications include ISO 9001, NSF 61, AWWA, ANSI, and ASTM. Warehouse personnel have been instructed to refuse shipments of ductile iron fittings which do not meet these requirements.

The manufacturer's name and the country of origin must be stamped on all fittings.

Bid delivery shall include all freight and delivery costs to Jefferson Parish warehouse locations on the east and West Banks of Jefferson Parish.

Samples will be required for comparative evaluation bidders must honor such requests, if required, and submit within ten (10) working days. The ten day period will begin the day after the apparent lowest bidder(s) has been informed that he or she is the apparent lowest bidder.

Technical Specifications:

I. Ductile Iron Fittings:

Fittings shall be available in 3" through 48" sizes and shall be cast from ductile iron in accordance with ANSI/AWWA C110/A21.10 and ANSI/AWWA C111/A21.11. Compact fittings shall be available in 3" through 24" and shall be cast from ductile iron in accordance with ANSI/AWWA C153/A21.53. All fittings shall have working pressure rating of 350 psi.

Ductile iron fittings shall have factory applied fusion bonded epoxy coating inside and out, in accordance with all applicable provisions of AWWA C-550 and ANSI/AWWA C116/A21.16-98 (protective fusion-bonded epoxy coatings for the interior and exterior surfaces of ductile iron fittings for water supply services).

II. Adapter Kits For Price Brothers Pipe (16" - 48"):

The purpose of these adapter kits is to connect Price Brothers pipe (Prestressed Concrete Cylinder Pipe, or PCCP) to valves, PVC C-900 or ductile iron pipe. Each kit shall include the following for each size:

- A) One each, price brother bell x mechanical joint spigot, minimum 18" long.
- B) One each, price brother spigot x mechanical joint spigot, minimum 18" long.
- C) Two each, PCCP O-ring gaskets.
- D) Two each, PCCP diaper (grout bands).

III. Ductile Iron Fittings (Protecto 401 Interior Lining):

Fittings shall be available in 3" through 48" sizes and shall be cast from ductile iron in accordance with ANSI/AWWA C110/A21.10 and ANSI/AWWA C111/A21.11. Compact fittings shall be available in 3" through 24" and shall be cast from ductile iron in accordance with ANSI/AWWA C153/A21.53. All fittings shall have working pressure rating of 350 psi.

Ductile iron fittings shall have a factory applied interior coating/lining of "Protecto 401" ceramic epoxy lining as per manufacturer's recommendations and requirements for sanitary sewer applications and factory asphaltic exterior coating.

Non-Public Works Bid

AFFIDAVIT

STATE OF LOUISIANA

PARISH/COUNTY OF EAST BATON ROUGE

BEFORE ME, the undersigned authority, personally came and appeared: BRETT STAFFORD, (Affiant) who after being by me duly sworn, deposed and said that he/she is the fully authorized REPRESENTATIVE of ND SUPPLY (Entity), the party who submitted a bid in response to Bid Number _____, to the Parish of Jefferson.

Affiant further said:

Campaign Contribution Disclosures

(Choose A or B, if option A is indicated please include the required attachment):

Choice A _____ Attached hereto is a list of all campaign contributions, including the date and amount of each contribution, made to current or former elected officials of the Parish of Jefferson by Entity, Affiant, and/or officers, directors and owners, including employees, owning 25% or more of the Entity during the two-year period immediately preceding the date of this affidavit or the current term of the elected official, whichever is greater. Further, Entity, Affiant, and/or Entity Owners have not made any contributions to or in support of current or former members of the Jefferson Parish Council or the Jefferson Parish President through or in the name of another person or legal entity, either directly or indirectly.

Choice B ☒ there are NO campaign contributions made which would require disclosure under Choice A of this section.

Debt Disclosures

(Choose A or B, if option A is indicated please include the required attachment):

Choice A _____ Attached hereto is a list of all debts owed by the affiant to any elected or appointed official of the Parish of Jefferson, and any and all debts owed by any elected or appointed official of the Parish to the Affiant.


Choice B ☒ There are NO debts which would require disclosure under Choice A of this section.

Affiant further said:

That Affiant has employed no person, corporation, firm, association, or other organization, either directly or indirectly, to secure the public contract under which he received payment, other than persons regularly employed by the Affiant whose services in connection with the construction, alteration or demolition of the public building or project or in securing the public contract were in the regular course of their duties for Affiant; and


[The remainder of this page is intentionally left blank.]

That no part of the contract price received by Affiant was paid or will be paid to any person, corporation, firm, association, or other organization for soliciting the contract, other than the payment of their normal compensation to persons regularly employed by the Affiant whose services in connection with the construction, alteration or demolition of the public building or project were in the regular course of their duties for Affiant.


Signature of Affiant

BRETT STADDON
Printed Name of Affiant

SWORN AND SUBSCRIBED TO BEFORE ME
ON THE 29TH DAY OF JAN., 2015.


Notary Public

JAMES GALLADONE
Printed Name of Notary

312
Notary/Bar Roll Number

My commission expires _____
James Galladone
Notary # 312
East Baton Rouge Parish, LA
My Commission is for life



CERTIFICATE OF LIABILITY INSURANCE

DATE (MM/DD/YYYY)
10/29/2013

THIS CERTIFICATE IS ISSUED AS A MATTER OF INFORMATION ONLY AND CONFERS NO RIGHTS UPON THE CERTIFICATE HOLDER. THIS CERTIFICATE DOES NOT AFFIRMATIVELY OR NEGATIVELY AMEND, EXTEND OR ALTER THE COVERAGE AFFORDED BY THE POLICIES BELOW. THIS CERTIFICATE OF INSURANCE DOES NOT CONSTITUTE A CONTRACT BETWEEN THE ISSUING INSURER(S), AUTHORIZED REPRESENTATIVE OR PRODUCER, AND THE CERTIFICATE HOLDER.

IMPORTANT: If the certificate holder is an ADDITIONAL INSURED, the policy(ies) must be endorsed. If SUBROGATION IS WAIVED, subject to the terms and conditions of the policy, certain policies may require an endorsement. A statement on this certificate does not confer rights to the certificate holder in lieu of such endorsement(s).

PRODUCER MARSH USA, INC. TWO ALLIANCE CENTER 3560 LENOX ROAD, SUITE 2400 ATLANTA, GA 30305 Attn: HDsupply.certrequest@marsh.com or fax 212.948.1142 775978-HD-GAWX-13-14 HDS	CONTACT NAME: PHONE (A/C, No, Ext): E-MAIL ADDRESS:	FAX (A/C, No):
INSURED HD SUPPLY, INC. CUMBERLAND CENTER II 3100 CUMBERLAND BOULEVARD ATLANTA, GA 30339	INSURER(S) AFFORDING COVERAGE INSURER A: Illinois National Insurance Company INSURER B: New Hampshire Ins Company INSURER C: N/A INSURER D: National Union Fire Ins Co Pittsburgh PA INSURER E: INSURER F:	
	NAIC # 23817 23841 N/A 19445	

COVERAGES **CERTIFICATE NUMBER:** ATL-003074907-09 **REVISION NUMBER:** 8

THIS IS TO CERTIFY THAT THE POLICIES OF INSURANCE LISTED BELOW HAVE BEEN ISSUED TO THE INSURED NAMED ABOVE FOR THE POLICY PERIOD INDICATED. NOTWITHSTANDING ANY REQUIREMENT, TERM OR CONDITION OF ANY CONTRACT OR OTHER DOCUMENT WITH RESPECT TO WHICH THIS CERTIFICATE MAY BE ISSUED OR MAY PERTAIN, THE INSURANCE AFFORDED BY THE POLICIES DESCRIBED HEREIN IS SUBJECT TO ALL THE TERMS, EXCLUSIONS AND CONDITIONS OF SUCH POLICIES. LIMITS SHOWN MAY HAVE BEEN REDUCED BY PAID CLAIMS.

INSR LTR	TYPE OF INSURANCE	ADDL INSR	SUBR WVD	POLICY NUMBER	POLICY EFF (MM/DD/YYYY)	POLICY EXP (MM/DD/YYYY)	LIMITS
D	GENERAL LIABILITY			GL 5302603	08/30/2013	08/30/2014	EACH OCCURRENCE \$ 2,000,000 DAMAGE TO RENTED PREMISES (Ea occurrence) \$ 1,000,000 MED EXP (Any one person) \$ 50,000 PERSONAL & ADV INJURY \$ 2,000,000 GENERAL AGGREGATE \$ 5,000,000 PRODUCTS - COMP/OP AGG \$ 4,000,000
	<input checked="" type="checkbox"/> COMMERCIAL GENERAL LIABILITY						
	<input type="checkbox"/> CLAIMS-MADE <input checked="" type="checkbox"/> OCCUR						
	GEN'L AGGREGATE LIMIT APPLIES PER:						
	<input checked="" type="checkbox"/> POLICY <input type="checkbox"/> PRO-JECT <input type="checkbox"/> LOC						
	AUTOMOBILE LIABILITY						COMBINED SINGLE LIMIT (Ea accident) \$ BODILY INJURY (Per person) \$ BODILY INJURY (Per accident) \$ PROPERTY DAMAGE (Per accident) \$
	<input type="checkbox"/> ANY AUTO <input type="checkbox"/> ALL OWNED AUTOS <input type="checkbox"/> HIRED AUTOS						
	<input type="checkbox"/> SCHEDULED AUTOS <input type="checkbox"/> NON-OWNED AUTOS						
	UMBRELLA LIAB						EACH OCCURRENCE \$
	EXCESS LIAB						AGGREGATE \$
	DED RETENTION \$						
B	WORKERS COMPENSATION AND EMPLOYERS' LIABILITY			WC 079331602 (AOS)	08/30/2013	08/30/2014	<input checked="" type="checkbox"/> WC STATUTORY LIMITS <input type="checkbox"/> OTH-ER
D	ANY PROPRIETOR/PARTNER/EXECUTIVE OFFICER/MEMBER EXCLUDED? (Mandatory in NH)	Y/N		WC 079331603 (CA)	08/30/2013	08/30/2014	E.L. EACH ACCIDENT \$ 1,000,000
A		N	N/A	WC 079331604 (FL)	08/30/2013	08/30/2014	E.L. DISEASE - EA EMPLOYEE \$ 1,000,000
B	If yes, describe under DESCRIPTION OF OPERATIONS below			WC 079331608 (MA,WI & MONO EL)	08/30/2013	08/30/2014	E.L. DISEASE - POLICY LIMIT \$ 1,000,000

DESCRIPTION OF OPERATIONS / LOCATIONS / VEHICLES (Attach ACORD 101, Additional Remarks Schedule, if more space is required)

CERTIFICATE HOLDERJEFFERSON PARISH
1221 ELMWOOD PARK BLVD.
HARAHAN, LA 70123**CANCELLATION**

SHOULD ANY OF THE ABOVE DESCRIBED POLICIES BE CANCELLED BEFORE THE EXPIRATION DATE THEREOF, NOTICE WILL BE DELIVERED IN ACCORDANCE WITH THE POLICY PROVISIONS.

AUTHORIZED REPRESENTATIVE
of Marsh USA Inc.

Manashi Mukherjee

Manashi Mukherjee

© 1988-2010 ACORD CORPORATION. All rights reserved.



ADDITIONAL REMARKS SCHEDULE

Page 2 of 3

AGENCY MARSH USA, INC.		NAMED INSURED HD SUPPLY, INC. CUMBERLAND CENTER II 3100 CUMBERLAND BOULEVARD ATLANTA, GA 30339
POLICY NUMBER		
CARRIER	NAIC CODE	EFFECTIVE DATE:

ADDITIONAL REMARKS

THIS ADDITIONAL REMARKS FORM IS A SCHEDULE TO ACORD FORM,

FORM NUMBER: 25 FORM TITLE: Certificate of Liability Insurance

Workers Compensation Carriers Continued:

Carrier: New Hampshire Insurance Company
 Policy #: WC 079331605
 Effective Dates: 08/30/2013 - 08/30/2014
 Workers Compensation Limits: Statutory
 EL Each Accident - \$1,000,000
 EL Disease - Policy Limit - \$1,000,000
 EL Disease - Each Employee - \$1,000,000
 States Covered: AK, AZ, GA, VA

Carrier: New Hampshire Insurance Company
 Policy #: WC 079331606
 Effective Dates: 08/30/2013 - 08/30/2014
 Workers Compensation Limits: Statutory
 EL Each Accident - \$1,000,000
 EL Disease - Policy Limit - \$1,000,000
 EL Disease - Each Employee - \$1,000,000
 States Covered: IL, KY, NC, NH, UT, VT

Carrier: New Hampshire Insurance Company
 Policy #: WC 079331607
 Effective Dates: 08/30/2013 - 08/30/2014
 Workers Compensation Limits: Statutory
 EL Each Accident - \$1,000,000
 EL Disease - Policy Limit - \$1,000,000
 EL Disease - Each Employee - \$1,000,000
 States Covered: NJ, PA

*****HD SUPPLY INSURED*****

HD Supply, Inc. Entity List

HDS Holding Corporation
 HD Supply, Inc.
 HD Supply Holdings, LLC
 HD Supply GP & Management, Inc.
 HD Supply Management, Inc.
 HD Supply Support Services, Inc.
 Brafasco Holdings II, Inc.
 Brafasco Holdings, Inc.
 LBM Holdings, LLC.
 Creative Touch Interiors, Inc.
 HD Supply Canada Inc
 HD Supply Charitable Fund, Inc.
 HD Supply Construction Supply Group, Inc.



ADDITIONAL REMARKS SCHEDULE

Page 3 of 3

AGENCY MARSH USA, INC.		NAMED INSURED HD SUPPLY, INC. CUMBERLAND CENTER II 3100 CUMBERLAND BOULEVARD ATLANTA, GA 30339
POLICY NUMBER		
CARRIER	NAIC CODE	EFFECTIVE DATE:

ADDITIONAL REMARKS

THIS ADDITIONAL REMARKS FORM IS A SCHEDULE TO ACORD FORM,

FORM NUMBER: 25 FORM TITLE: Certificate of Liability Insurance

HD Supply Construction Supply, Ltd.
HD Supply Distribution Services, LLC
HD Supply Facilities Maintenance Group, Inc.
HD Supply Facilities Maintenance, Ltd.
HDS Power Solutions, Inc.
HD Supply Power Solutions Group, Inc.
HD Supply Repair & Remodel, LLC
HD Supply Utilities Group, Inc.
HD Supply Power Solutions, LTD
HD Supply Waterworks Group, Inc.
HD Supply Waterworks, Ltd.
HD Builder Solutions Group, LLC
HDS IP Holding, LLC
HSI IP, Inc.
HD Supply Panama, S.A
NHDSA LLC
NHDSA Holding, LLC
ProValue, LLC
White Cap Construction Supply, Inc.
HD Supply International Holdings, Inc.
HD Supply International Holdings II, LLC
HD Supply (Hong Kong) Limited
HD Supply India Private Limited
HD Supply (Shenzhen) Company Limited
Pro Canadian Holdings I, ULC
Solbelt Supply Southwest, S.A. de C.V.


CERTIFICATE OF AUTHORITY
(Branch Managers/District Managers)

Name of Company: HD Supply Waterworks, Ltd., a Florida limited partnership
Reference: Contracts, Bids and Related Matters
Date: January 31, 2008

THE UNDERSIGNED DOES HEREBY CERTIFY that I am an Officer of HD Supply GP & Management, Inc., a Delaware corporation and the general partner of HD Supply Waterworks, Ltd., a Florida limited partnership; as the general partner, HD Supply GP & Management, Inc. is authorized to sign on behalf of HD Supply Waterworks, Ltd. As an Officer, I am authorized to make and deliver this certificate. I do hereby designate each of the Branch Managers and District Managers of HD Supply Waterworks, Ltd. as my designees, and authorize each of them acting either alone or together to execute and deliver, or cause to be executed and delivered, any and all bids and offers for furnishing materials and/or services, including related non-disclosure agreements, supply agreements, distributor agreements, purchase orders and similar agreements, provided that the annualized bid or contract price is not in excess of \$400,000 (the "Documents"), and to take or cause to be taken any and all actions in connection therewith as such individual or individuals may consider necessary or desirable, with such necessity or desirability being conclusively evidenced by the actions so taken. Further I hereby ratify and approve all previous actions taken with respect to the execution and delivery of such Documents in the name of and on behalf of the company.

The authorization hereunder is effective as of the date hereof, and shall continue until the earlier of the undersigned's revocation of such authorization in writing, or the last date of the applicable employee's employment with the company.

IN WITNESS WHEREOF, the undersigned has executed this instrument as of the 4TH day of FEBRUARY, 2008.


Jerry Webb
President - HD Supply Waterworks

**HD SUPPLY GP & MANAGEMENT, INC.
UNANIMOUS WRITTEN CONSENT
OF THE BOARD OF DIRECTORS IN LIEU OF MEETING**

Pursuant to Section 141(f) of the General Corporation Law of the State of Delaware, the undersigned, being all the members of the Board of Directors of HD Supply GP & Management, Inc., a Delaware corporation (the "Corporation"), do hereby consent to and take the following action, and adopt the following resolution:

RESOLVED, that the following persons are hereby elected to serve in accordance with the bylaws as the officers of the Corporation in the offices designated below, to serve until their successors are duly elected and qualified or until their earlier resignation or removal:

Joseph J. DeAngelo, Chief Executive Officer
Ricardo Núñez, Vice President and Secretary
Vidya Chauhan, Vice President and Treasurer
Paul E. Iadecosa, Vice President
Frank Garcia, President, HD Supply Plumbing/HVAC
Amitava Bose, Vice President, HD Supply Plumbing/HVAC
Weteny Joseph, Vice President, HD Supply Plumbing/HVAC
Steve Margolius, President, HD Supply Electrical
David Gliner, Controller, HD Supply Electrical
Kelly Shaw, Vice President, HD Supply Electrical
Anesa Chaibi, President, HD Supply Facilities Maintenance
Brett Brown, Vice President, HD Supply Facilities Maintenance
Robin Sochl, Vice President, HD Supply Facilities Maintenance
Rick McClure, President, HD Supply Utilities
Alan Johansen, Vice President, HD Supply Utilities
Jennifer York, Vice President, HD Supply Utilities
Jerry Webb, President, HD Supply Waterworks
Darrin Anderson, Vice President, HD Supply Waterworks
Philip W. Keipp, Vice President, HD Supply Waterworks
Brian Etter, President, HD Supply Construction Supply
Jon Michael Adinolfi, Vice President, HD Supply Construction Supply
Jeff Gore, Vice President, HD Supply Construction Supply
Micahel L. Stanwood, President, HD Supply Industrial PVF
Rob Broyles, Vice President, HD Supply Industrial PVF
Larry Feld, Vice President, HD Supply Industrial PVF
Jeff Legrand, Vice President, HD Supply Industrial PVF
Steve LeClair, President, HD Supply Lumber & Building Materials
Blasé Grady, Vice President, HD Supply Lumber & Building Materials
Steve Herron, Vice President, HD Supply Lumber & Building Materials
Mary O'Hara, Vice President, HD Supply Lumber & Building Materials
Rich Fiechter, President, HD Supply Repair & Remodel

HD Supply GP & Management, Inc.

Scott Riggs, Vice President, HD Supply Repair & Remodel
Jody Porter, Vice President, HD Supply Repair & Remodel
Tom Lazzaro, President, HD Builder Solutions Group
David Mekus, Vice President, HD Builder Solutions Group
Lee Robinson, Vice President, HD Builder Solutions Group
John Tisera, President, HD Supply Distribution Services
Brent Soderstrom, Vice President, HD Supply Distribution Services
Pat Burke, Vice President, HD Supply Distribution Services
Matthew Thullen, Assistant Secretary
James Aiken, Assistant Secretary
Sharla Barlow, Assistant Secretary
Ken Veneziano, Assistant Secretary
Leo Cook, Assistant Secretary
Carl Gillert, Assistant Treasurer
Brad Ankerholz, Assistant Treasurer

FURTHER RESOLVED, that any one of the following: the President, any Vice President, the Treasurer or any Assistant Treasurer, acting jointly with any of the following: the Secretary or any Assistant Secretary, be and they hereby are authorized:

- (i) to open, maintain and close bank accounts in the name of the Corporation with depositories within and without the United States of America;
- (ii) to endorse checks, notes, bills, drafts, transfers of money, certificates of deposit or exchange and other obligations for deposit;
- (iii) to invest in short term investments on behalf of the Corporation and in its name;
- (iv) to sign checks, drafts, bills of exchange, notes and other orders for the payment of money of the Corporation;
- (v) to guarantee on behalf of the Corporation and in its name any borrowings by the extensions of credit to any subsidiary of the Corporation;
- (vi) to authorize banks or depositories to electronically transfer funds on behalf of the Corporation;
- (vii) to waive presentment, demand, protest and notice of protest or dishonor of any check(s), instrument(s), draft(s), acceptance(s) or other evidences of indebtedness made, drawn or endorsed by the Corporation;
- (viii) to enter into agreements on behalf of the Corporation including checking, savings, certificates of deposit, wire or electronic funds transfer, night deposit, cash management, foreign currency exchanges or other treasury management services agreements

HD Supply GP & Management, Inc.

- (ix) to designate such person or persons as they may select as authorized signers to exercise any of the foregoing powers, other than the opening of bank or custody accounts, and for such purpose to execute powers of attorney on behalf of the Corporation, with or without specifying conditions or limitations on the exercise of such delegated power; and
- (x) to amend, revoke, or terminate any designation made pursuant to the authority contained in the resolutions stated above.


FURTHER RESOLVED, that effective immediately, any and all banks or depositories in which the funds of the Corporation may be deposited are hereby authorized to pay all checks drawn against any of its accounts bearing the facsimile signature of any person or persons designated to sign same by the Corporation, regardless of by whom or by what means the purported facsimile signature or signatures thereon may have been affixed thereto. Such facsimile signature or signatures must resemble the facsimile specimens filed with the bank from time to time by the authorized officer or officers of the Corporation.

FURTHER RESOLVED, that the appropriate officers of the Corporation are hereby authorized to do all acts and things and to sign, seal, execute, acknowledge, file, record and deliver all papers, instruments, documents and certificates from time to time necessary or desirable or appropriate to be done, signed, sealed, executed, filed, acknowledged, delivered or recorded in order to carry out the intent and purpose of the foregoing resolutions and the obligations under the documents referred to therein.

FURTHER RESOLVED, that the Secretary or Assistant Secretary of the Corporation shall, from time to time hereafter, as changes occur in the personnel of said offices, positions, officers, representatives and/or employees, of this Corporation named or described in the foregoing Resolutions may immediately certify such changes to the banks. The banks shall be fully protected in relying upon such certifications resulting from, or growing out of, honoring the signature of any officer(s), representative(s), agent(s), or employee(s) so certified, or refusing to honor any signature not so certified which is not described or stated in the foregoing Resolutions.


IN WITNESS WHEREOF, the undersigned have executed this written consent effective as of the latest date set forth below.

DIRECTORS:



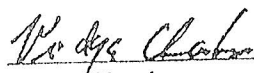
Joseph J. DeAngelo

Dated: 8/30/07



Ricardo Núñez

Dated: 8/30/07



Vidya Chauhan

Dated: 8/30/07

CERTIFICATE OF INCORPORATION
OF
HD SUPPLY, INC.

FIRST: The name of the corporation is HD Supply, Inc. (the "Corporation").

SECOND: The Corporation's registered office in the State of Delaware is at 160 Greentree Drive, Suite 101, in the City of Dover, County of Kent, 19904. The name of its registered agent at such address is National Registered Agents, Inc.

THIRD: The purpose of the Corporation is to engage in any lawful act or activity for which corporations may be organized under the General Corporation Law of the State of Delaware (as amended from time to time, the "DGCL").

FOURTH: The total number of shares of all classes of capital stock which the Corporation shall have authority to issue is 1,000 shares of common stock with a par value of \$0.01 per share.

FIFTH: The name and mailing address of the incorporator is as follows:

Ricardo Nunez
c/o HD Supply, Inc.
3100 Cumberland Blvd.
Suite 1480
Atlanta, Georgia 30339

SIXTH: The following provisions are inserted for the management of the business and for the conduct of the affairs of the Corporation and for the purpose of creating, defining, limiting and regulating the powers of the Corporation and its directors and stockholders:

(a) The number of directors of the Corporation shall be fixed and may be altered from time to time in the manner provided in the By-Laws, and vacancies in the Board of Directors and newly created directorships resulting from any increase in the authorized number of directors may be filled, and directors may be removed, as provided in the By-Laws.

(b) Unless otherwise provided in the By-Laws, the election of directors need not be by written ballot.

(c) All corporate powers and authority of the Corporation (except as at the time otherwise provided by law, by this Certificate of Incorporation or by the By-Laws) shall be vested in and exercised by the Board of Directors.

(d) In furtherance of, and not in limitation of, the powers conferred by law, the Board of Directors is expressly authorized to make, adopt, amend, alter

CERTIFICATE OF INCORPORATION OF HD SUPPLY, INC.

or repeal the By-Laws of the Corporation, without the assent or vote of the stockholders.

(e) To the fullest extent permitted by the DGCL, a director of the Corporation shall not be liable to the Corporation or its stockholders for monetary damages for breach of fiduciary duty as a director. If the DGCL is amended after the date of the filing of this Certificate of Incorporation to authorize corporate action further eliminating or limiting the personal liability of directors, then the liability of a director of the Corporation shall be eliminated or limited to the fullest extent permitted by the DGCL. No repeal or modification of this Article SIXTH, Section (e) by the stockholders shall adversely affect any right or protection of a director of the Corporation existing by virtue of this Article SIXTH, Section (e) at the time of such repeal or modification.

(f) To the fullest extent permitted by the DGCL, the Corporation shall indemnify and advance expenses to the directors of the Corporation, provided that, except as otherwise provided in the By-Laws, the Corporation shall not be obligated hereunder to indemnify or advance expenses to a director of the Corporation in respect of an action, suit or proceeding (or part thereof) instituted by such director, unless such action, suit or proceeding (or part thereof) has been authorized in the first instance by the Board of Directors. The rights provided by this Article SIXTH, Section (f) shall not limit or exclude any rights, indemnities or limitations of liability to which any director of the Corporation may be entitled, whether as a matter of law, under the By-Laws, by agreement, vote of the stockholders, approval of the directors of the Corporation or otherwise.

SEVENTH: To the fullest extent permitted by Section 122(17) of the DGCL and except as may be otherwise expressly agreed in writing by the Corporation and any of Bain Capital Integral Investors 2006, LLC, Carlyle Partners V, L.P., Carlyle Partners V-A, L.P., CP V Coinvestment A, L.P., CP V Coinvestment B, L.P., Clayton, Dubilier & Rice Fund VII, L.P., CD&R Parallel Fund VII, L.P., Clayton, Dubilier & Rice Fund VII (Co-Investment), L.P. and their respective affiliates (each, a "Sponsor") and The Home Depot, Inc. and its affiliates ("THD") and each of the Sponsors and THD, an "Investor") with respect to such Investor, the Corporation, on behalf of itself and its subsidiaries, renounces and waives any interest or expectancy of the Corporation and its subsidiaries in, or in being offered an opportunity to participate in, directly or indirectly, any potential transactions, matters or business opportunities (including, without limitation, any business activities or lines of business that are the same as or similar to those pursued by, or competitive with, the Corporation or any of its subsidiaries or any dealings with customers or clients of the Corporation or any of its subsidiaries) and, that are from time to time presented to any of the Investors or any of their respective officers, directors, agents, stockholders, members, partners, affiliates and subsidiaries (other than the Corporation and its subsidiaries), even if the transaction, matter or opportunity is one that the Corporation or its subsidiaries might reasonably be deemed to have pursued or had the ability or desire to pursue if granted the opportunity to do so and no such person shall be liable to the Corporation or any of its subsidiaries or affiliates for breach of any fiduciary or other duty, as a director or officer or otherwise,

CERTIFICATE OF INCORPORATION OF HD SUPPLY, INC.

by reason of the fact that such person pursues, acquires or participates in such business opportunity, directs such business opportunity to another person or fails to present such business opportunity, or information regarding such business opportunity, to the Corporation or its subsidiaries. Any person purchasing or otherwise acquiring any interest in any shares of stock of the Corporation shall be deemed to have notice of and consented to the provisions of this Article SEVENTH. Neither the alteration, amendment or repeal of this Article SEVENTH nor the adoption of any provision of this Certificate of Incorporation inconsistent with this Article SEVENTH shall eliminate or reduce the effect of this Article SEVENTH in respect of any business opportunity first identified or any other matter occurring, or any cause of action, suit or claim that, but for this Article SEVENTH, would accrue or arise, prior to such alteration, amendment, repeal or adoption.

EIGHTH: The Corporation reserves the right to amend or repeal any provision contained in this Certificate of Incorporation in the manner now or hereafter prescribed by the laws of the State of Delaware, and all rights herein conferred upon stockholders or directors are the subject to this reservation.

NINTH: This Certificate of Incorporation shall be effective at 5:00 p.m. Eastern Daylight Time on August 31, 2007.

[Remainder of the page Intentionally left blank]



MGMT. SYS.
RvA C073

The Dutch Accreditation Council



Member of the FM Global Group

Certificate of Registration

FM APPROVALS, 1151 Boston Providence Turnpike, Norwood, MA 02062 issues this certificate to the Firm name below

***Star Pipe Products
4018 Westhollow Parkway
Houston, TX 77082***

after assessing the Firm's Quality System and finding it in compliance with

ISO 9001:2008

for the following Scope of Registration

Design, Development and Production of Domestic Utility Pipe Fittings & Joint Restraint Products (Ductile Iron), Design, Development and Production of DI Utility, Joint Restraint and AWWA Grooved Pipe Fittings and CI Municipal Castings for Various Industries (Exclusions: 7.5 Service Provision)

Registration No. **201201.1**

Effective Date: **February 17, 2014**

Expiration Date: **February 17, 2017**

This registration is subject to ongoing audits by FM APPROVALS. Any change to the basis of this registration requires acceptance in writing by FM APPROVALS.

John P. Hill
Manager, Quality System Registration

February 17, 2014
Date



Ductile Iron MJ Compact Fittings

ANSI/AWWA C153/A21.53

GENERAL SPECIFICATIONS

MATERIAL:	Ductile Iron per ASTM A536
PRESSURE:	350 PSI rating for 2" - 24" sizes, 250 PSI rating for 30" - 48" sizes and 150 PSI rating for 54" - 64" sizes
TESTING:	In accordance with ANSI/AWWA C153/A21.53 and UL requirements
LAYING LENGTH:	In accordance with ANSI/AWWA C153/A21.53 (fittings not listed in ANSI/AWWA have dimensions per Star design as noted in the catalog)
DEFLECTION:	2" - 4"=8° 6"=7° 8"-12"=5° 14"-16"=3 1/2° 18"-24"=3° 30"-48"=2°
WEIGHTS:	Are in pounds, unless noted otherwise and do not include accessories, cement lining and coating
FLANGES:	Flanged ends on fittings match ANSI/AWWA C115/A21.15 and ANSI B16.1 class 125 flanges
CEMENT LINING:	In accordance with ANSI/AWWA C104/A21.4 -- size 2" - 3" single thickness and sizes 4" - 64" double thickness
COATING:	Asphaltic seal coat inside and out in accordance with ANSI/AWWA C104/A21.4 and referenced in ANSI/AWWA C153/A21.53
GASKETS:	SBR in accordance with ANSI/AWWA C111/A21.11
T-BOLTS/NUTS:	Low alloy steel in accordance with ANSI/AWWA C111/A21.11
APPROVALS:	3" - 12" UL/ULC Listed 2" and greater are UL/ANSI/NSF Standards 61 and 372 3" - 16" FM APPROVED. Please consult factory for detail listing and approvals.
DIMENSIONS:	All dimensions are in inches unless noted otherwise.
INSTALLATION:	Per ANSI/AWWA C600 and C111 using DIP conforming to C150/C151 and PVC pipe conforming to C900/C905



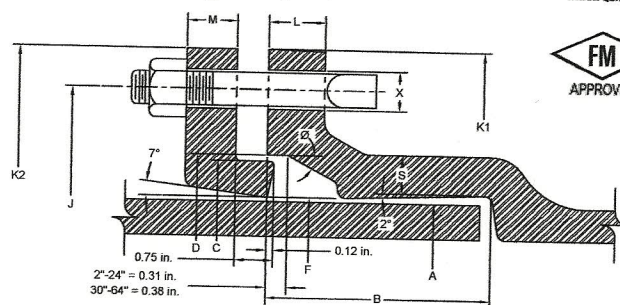
SUBMITTAL INFORMATION

PROJECT NAME: _____

ENGINEER: _____

CONTRACTOR: _____

SPEC. SECTION: _____



MECHANICAL JOINT DIMENSIONS

NOM. SIZE	A DIA.	B	C DIA.	D DIA.	F DIA.	J DIA.	K1 DIA.	K2 DIA.	L	M	S	Ø	X DIA.	BOLTS	
														SIZE	NO.
2	2.50	2.50	3.39	3.50	2.61	4.75	6.19	6.25	0.58	0.62	0.36	28°	3/4	5/8 x 3	2
3	3.96	2.50	4.84	4.94	4.06	6.19	7.62	7.69	0.58	0.62	0.39	28°	3/4	5/8 x 3	4
4	4.80	2.50	5.92	6.02	4.90	7.50	9.06	9.12	0.60	0.75	0.39	28°	7/8	3/4 x 3 1/2	4
6	6.90	2.50	8.02	8.12	7.00	9.50	11.06	11.12	0.63	0.88	0.43	28°	7/8	3/4 x 3 1/2	6
8	9.05	2.50	10.17	10.27	9.15	11.75	13.31	13.37	0.66	1.00	0.45	28°	7/8	3/4 x 3 1/2	6
10	11.10	2.50	12.22	12.34	11.20	14.00	15.62	15.62	0.70	1.00	0.47	28°	7/8	3/4 x 3 1/2	8
12	13.20	2.50	14.32	14.44	13.30	16.25	17.88	17.88	0.73	1.00	0.49	28°	7/8	3/4 x 3 1/2	8
14	15.30	3.50	16.40	16.54	15.44	18.75	20.25	20.25	0.79	1.25	0.55	28°	7/8	3/4 x 4	10
16	17.40	3.50	18.50	18.64	17.54	21.00	22.50	22.50	0.85	1.31	0.58	28°	7/8	3/4 x 4	12
18	19.50	3.50	20.60	20.74	19.64	23.25	24.83	24.75	1.00	1.38	0.68	28°	7/8	3/4 x 4	12
20	21.60	3.50	22.70	22.84	21.74	25.50	27.08	27.00	1.02	1.44	0.69	28°	7/8	3/4 x 4	14
24	25.80	3.50	26.90	27.04	25.94	30.00	31.58	31.50	1.02	1.56	0.75	28°	7/8	3/4 x 4 1/2	16
30	32.00	4.00	33.29	33.46	32.17	36.88	39.12	39.12	1.31	2.00	0.82	20°	1 1/8	1 x 5 1/2	20
36	38.30	4.00	39.59	39.76	38.47	43.75	46.00	46.00	1.45	2.00	1.00	20°	1 1/8	1 x 5 1/2	24
42	44.50	4.00	45.79	45.96	44.67	50.62	53.12	53.12	1.45	2.00	1.25	20°	1 3/8	1 1/4 x 6	28
48	50.80	4.00	52.09	52.26	50.97	57.50	60.00	60.00	1.45	2.00	1.35	20°	1 3/8	1 1/4 x 6	32
54	{Fittings & Dimensions Available On Request}														
60															
64															

SIZE RANGE (Please specify): _____

Size Range _____

LINING OPTIONS (Please check one):

- ☒ Standard: Cement-lined and asphalt seal coat per ANSI/AWWA C104/A21.4 and UL/NSF-61
- ☐ Optional: FBE (Fusion Bonded Epoxy) per ANSI/AWWA C116/A21.15 and UL/NSF-61
- ☐ Optional: P401 (Protecto 401) Ceramic Epoxy - sewer applications only. Not NSF-61
- ☐ Optional: Other (specify) _____

COATING OPTIONS (Please check one):

- ☒ Standard: Asphaltic seal coat per ANSI/AWWA C104/A21.4
- ☐ Optional: FBE (Fusion Bonded Epoxy) per ANSI/AWWA C116/A21.15 and UL/NSF-61
- ☐ Optional: Other (specify) _____

UCAT-13.01-SUB
*REGISTERED TRADEMARK OF STAR PIPE PRODUCTSSTAR PIPE PRODUCTS
HOUSTON CORPORATE TOLL FREE 1-800-999-3009 FAX 281-558-9000
www.starpipeproducts.com



Ductile Iron Flanged Fittings

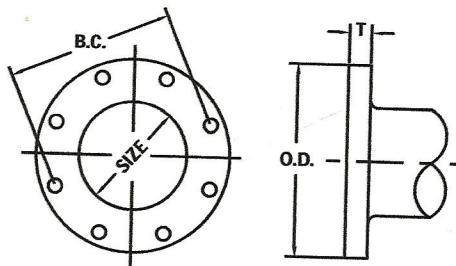
ANSI/AWWA C110/A21.10

GENERAL SPECIFICATIONS

MATERIAL:	Ductile iron per ASTM A536
PRESSURE:	250 PSI rating for 1" - 48" sizes and 150 PSI rating for 54" - 64"
TESTING:	In accordance with ANSI/AWWA C110/A21.10, UL and FM requirements
LAYING LENGTH:	2" - 48" sizes in accordance with ANSI/AWWA C110/A21.10 and ANSI B16.1 and 54" - 64" sizes in accordance with ANSI/AWWA C153/A21.53 (fittings not listed in ANSI/AWWA have dimensions per Star design as noted in the catalog)
WEIGHTS:	Are in pounds, unless noted otherwise and do not include accessories, cement lining and coatings
DRILLING:	In accordance with ANSI/AWWA C110/A21.10, ANSI/AWWA C153/A21.53 and ANSI B16.1 Class 12S Flanges
CEMENT LINING:	In accordance with ANSI/AWWA C104/A21.4 -- sizes 1" - 3" single thickness and sizes 4" - 64" double thickness
COATING:	Asphaltic seal coat inside in accordance with ANSI/AWWA C104/A21.4 and prime coat outside
APPROVALS:	2" - 12" Underwriters Laboratories and ULC Listed and Factory Mutual approved for 300 PSI rating. Please consult factory for detail listing and approvals. 2" and greater are UL/NSF-61.
DIMENSIONS:	All dimensions are in inches unless noted otherwise.
INSTALLATION:	Per ANSI/AWWA C110 and C111



SUBMITTAL INFORMATION

PROJECT NAME: ENGINEER: CONTRACTOR: SPEC. SECTION: 

FLANGE DETAILS

NOM. SIZE	O.D.	B.C.	T	BOLT HOLE DIA.	BOLTS	
					SIZE	NO.
1	4.25	3.12	0.44	0.62	1/2 x 2	4
1 1/2	5.00	3.88	0.56	0.62	1/2 x 2	4
2	6.00	4.75	0.62	0.75	5/8 x 2 1/4	4
2 1/2	7.00	5.50	0.69	0.75	5/8 x 2 1/2	4
3	7.50	6.00	0.75	0.75	5/8 x 2 1/2	4
4	9.00	7.50	0.94	0.75	5/8 x 3	8
5	10.00	8.50	0.94	0.88	3/4 x 3	8
6	11.00	9.50	1.00	0.88	3/4 x 3 1/2	8
8	13.50	11.75	1.12	0.88	3/4 x 3 1/2	8
10	16.00	14.25	1.19	1.00	7/8 x 4	12
12	19.00	17.00	1.25	1.00	7/8 x 4	12
14	21.00	18.75	1.38	1.13	1 x 4 1/2	12
16	23.50	21.25	1.44	1.13	1 x 4 1/2	16
18	25.00	22.75	1.56	1.25	1 1/8 x 5	16
20	27.50	25.00	1.69	1.25	1 1/8 x 5	20
24	32.00	29.50	1.88	1.38	1 1/4 x 5 1/2	20
30	38.75	36.00	2.12	1.38	1 1/4 x 6 1/2	28
36	46.00	42.75	2.38	1.63	1 1/2 x 7	32
42	53.00	49.50	2.62	1.63	1 1/2 x 7 1/2	36
48	59.50	56.00	2.75	1.63	1 1/2 x 8	44
54	66.25	62.75	3.00	2.00	1 3/4 x 8 1/2	44
60	73.00	69.25	3.12	2.00	1 3/4 x 9	52
64	80.00	76.00	3.38	2.00	1 3/4 x 9	52

SIZE RANGE (Please specify): _____

Size Range _____

LINING OPTIONS (Please check one):

- ☒ Standard: Cement-lined and asphalt seal coat per ANSI/AWWA C104/A21.4 and UL/NSF-61
- ☐ Optional: FBE (Fusion Bonded Epoxy) per ANSI/AWWA C116/A21.15 and UL/NSF-61
- ☐ Optional: P401 (Protecto 401) Ceramic Epoxy - sewer applications only. Not NSF-61
- ☐ Optional: Other (specify) _____

COATING OPTIONS (Please check one):

- ☒ Standard: Red Prime Coat
- ☐ Optional: Asphaltic seal coat per ANSI/AWWA C104/A21.4
- ☐ Optional: FBE (Fusion Bonded Epoxy) per ANSI/AWWA C116/A21.15 and UL/NSF-61
- ☐ Optional: Other (specify) _____



UCAT13.01-SUB

*REGISTERED TRADEMARK OF STAR PIPE PRODUCTS

STAR PIPE PRODUCTS
HOUSTON CORPORATE TOLL FREE 1-800-999-3009 FAX 281-558-9000
www.starpipeproducts.com



PRODUCT NUMBER: 7-2500

APPLICATION: Pipe Coating

Introduction:

Nap-Gard® Product No. 7-2500 is a thermosetting epoxy powder designed as a coating for underground and subsea pipeline service. In buried service, the coating is capable of withstanding continuous operating temperatures of 107°C (225°F). This product has been certified to meet the requirements of CSA Z245.20-06, NACE RP-0394 and NSF 61 for Potable Water Services. This product is also recommended for valves and fittings at an average film thickness of 8 mils per the NSF requirement and for use as a primer on multi-layer systems at recommended 8 – 12 mils.

POWDER PROPERTIES

Color:	Reddish Brown	Theoretical Coverage:	134 Ft ² /lb/mil
Specific Gravity:	1.44 ± .05	Typical Gel Time: @ 205°C (401°F) CSA	22 ± 4 Sec.
Density: CSA Z245.20-06 (Section 12.6.2.3)	1440 ± 50 g/L	Shelf Life @ 25°C (77°F): @50% RH	12 months
Thermal Characteristics: CSA Z245.20-06	T _{g1} = 58 ± 5°C T _{g2} = 106 ± 6°C ΔH = 68 ± 10 (J/g)		

TYPICAL PROPERTIES OF APPLIED FILM

Recommended Film Thickness:	350μm (14 mils) Average 300μm (12 mils) Minimum	DSC – glass transition temperature T_{g3} = 110°C (230°F) CSA Z245.20-06
Impact Resistance: ASTM G14-72 1/8" X 5" X 8" Steel Panels CSA Z245.20-06	@ 25°C (77°F) 160 in.lbs. @ -30°C (-22°F) > 1.5 J Pass	Hardness: Barcol, ASTM D2583 Shore D, ASTM D2240-74 61 avg. 90 avg.
Elongation: Modified ASTM D2370-98	@23°C (73°F) 10.96%	Compressive Strength: ASTM D695-95 10230 psi (+/- 20%)
Bending: CSA-Z245.20-06 API-RP-5L7	@ -30°C (-22°F) 3.0°/pipe dia. Passes all requirements	Pass
Tensile Strength: ASTM D2370-98/D882-91	9436 psi	

Performance depends on film thickness. Consult Nap-Gard® Specialist for specific recommendations.

Revised 07/16/2007

DuPont Powder Coatings, U.S.A.

9800 Genard Rd.

Houston, TX 77041

Tel.: 713-939-4000

Fax: 713-939-4027

www.dupontpowder.com

WARRANTY POLICY: Seller certifies that all coatings delivered to Customer in unopened factory filled containers meet all pertinent quality standards presented in its current published literature. Since matters of surface preparation, application procedures, curing procedures and other local factors that affect coating performance are beyond Seller's control, Seller assumes no liability for coating failure other than to supply replacement material for a coating material proven to be defective. Customer will determine suitability of this product for its use and thereby assumes all risks and liabilities in connection therewith. Seller will not be liable for any injuries, damages or other losses derived, directly or indirectly, from or as a consequence of Customer's use of the product. SELLER DISCLAIMS ALL OTHER WARRANTIES, EXPRESS OR IMPLIED, RELATING TO ITS PRODUCTS AND THEIR APPLICATION, INCLUDING BUT NOT LIMITED TO WARRANTIES OF MERCHANTABILITY AND FITNESS FOR PARTICULAR PURPOSES.

Nap-Gard® is a registered trademark of E.I. du Pont de Nemours and Company for its brand of Polymer Powder Coatings. Only DuPont makes Nap-Gard®.



The miracles of science®

Shear Adhesion ASTM D1002-94:

Average 6555 psi
Minimum 5934 psi
Maximum 7865 psi

Hot Water Resistance CSA Z245.20-06:
75°C, 24 hr. 1 - 2

Rating
Pass

Thermal Conductivity:
ASTM C177

0.19 ± 0.02 BTU/hr./ft.²/°F

Cathodic Disbondment:

CSA Z245.20-06

24 hr., 3.5 volts, 65°C (150°F)

28 days, 1.5 volts, 25°C (77°F)

Strained C.D.

2 - 4 mm radius Pass

3 - 5 mm radius Pass

No Cracking Pass

TYPICAL ELECTRICAL PROPERTIES

Dielectric Strength: 1500 volts/mil @ 250µm (10 mils)
ASTM D149-97

Breakdown voltage: 20000 volts @ 450 µm (18 mils)
ASTM D149-97

Dielectric Constant: 2.15 at 1 MHz
ASTM D150

Volume Resistivity: 3.3 X 10¹⁵ ohm-cm.
ASTM D257

CHEMICAL RESISTANCE TESTS *

90-Day Immersion per CSA Z245.20-98

HCl in H₂O**, 10% NaCl, H₂SO₄ in H₂O**, 10% NaCl in H₂O, Distilled Water, 5% NaOH in H₂O**, MgCO₃/CaCO₃ in H₂O** No Blistering

* For additional information refer to Nap-Gard Products Catalog Chemical Resistance Chart.

**Distilled Water

GENERAL APPLICATION PARAMETERS

1. Grit blast to NACE Near-White specifications (Swedish Standard #Sa 2½) and profile between 50µm (2 mils) and 112µm (4.5 mils).
2. Use phosphoric acid/deionized water rinse if water soluble salt contamination is suspected.
3. Preheat pipe to approximately 240°C (464°F).
4. Apply Nap-Gard® 7-2500 powder to meet customer thickness specifications.
5. Follow recommended cure schedule (see below).
6. Electrically inspect for holidays and repair all found with Nap-Gard® 7-1631S, 7-1847, or 7-1861.

Revised 07/16/2007

DuPont Powder Coatings, U.S.A.

9800 Genard Rd.

Houston, TX 77041

Tel.: 713-939-4000

Fax: 713-939-4027

www.dupontpowder.com

WARRANTY POLICY: Seller certifies that all coatings delivered to Customer in unopened factory filled containers meet all pertinent quality standards presented in its current published literature. Since matters of surface preparation, application procedures, curing procedures and other local factors that affect coating performance are beyond Seller's control, Seller assumes no liability for coating failure other than to supply replacement material for a coating material proven to be defective. Customer will determine suitability of this product for its use and thereby assumes all risks and liabilities in connection therewith. Seller will not be liable for any injuries, damages or other losses derived, directly or indirectly, from or as a consequence of Customer's use of the product. SELLER DISCLAIMS ALL OTHER WARRANTIES, EXPRESS OR IMPLIED, RELATING TO ITS PRODUCTS AND THEIR APPLICATION, INCLUDING BUT NOT LIMITED TO WARRANTIES OF MERCHANTABILITY AND FITNESS FOR PARTICULAR PURPOSES.

Nap-Gard® is a registered trademark of E.I. du Pont de Nemours and Company for its brand of Polymer Powder Coatings. Only DuPont makes Nap-Gard®.



The miracles of science®

GEL TIME & CURE SCHEDULE GUIDELINES

The cure schedule for Nap-Gard® Product No. 7-2500 shows the minimum time at temperature required to achieve the typical performance properties of the coating. Because pipe cooling rates vary so widely with pipe wall thickness, no allowance has been made for heat loss from the pipe but this can be easily measured on the coating line and allowance made.

Recommended powder application temperature range is 226°C (438°F) to 253°C (488°F) for single/dual layer FBE and post heating is not a normal requirement. The minimum post application curing temperature (as measured on the coated pipe), and the time to quench may conform to the following cure schedule:

Gel Time (CSA Method)

Temperature	Time (Seconds)	Cure Schedule	Time to Quench**
205°C (401°F) *	20	226°C (438°F)	120 Seconds
220°C (428°F) *	12	232°C (450°F)	80 Seconds
226°C (438°F)	10	239°C (462°F)	60 Seconds
232°C (450°F)	9		

* For three layer primer applications only

****CAUTION**** Recommended time to quench is based on the assumption that the listed temperature is maintained without any cool down rate. Time to quench will vary with application parameters and pipe sizes. *Therefore, the above information shall be used only as a guideline by the applicator to develop proper time to quench. Cure should be verified by DSC or other methods. For multi-layer, the optimum time for adhesive application is between 30-70% cure of the FBE. This has to be developed by the applicator based on the plant layout.*

Revised 07/16/2007

DuPont Powder Coatings, U.S.A.

9800 Genard Rd.

Houston, TX 77041

Tel.: 713-939-4000

Fax: 713-939-4027

www.dupontpowder.com

WARRANTY POLICY: Seller certifies that all coatings delivered to Customer in unopened factory filled containers meet all pertinent quality standards presented in its current published literature. Since matters of surface preparation, application procedures, curing procedures and other local factors that affect coating performance are beyond Seller's control, Seller assumes no liability for coating failure other than to supply replacement material for a coating material proven to be defective. Customer will determine suitability of this product for its use and thereby assumes all risks and liabilities in connection therewith. Seller will not be liable for any injuries, damages or other losses derived, directly or indirectly, from or as a consequence of Customer's use of the product. SELLER DISCLAIMS ALL OTHER WARRANTIES, EXPRESS OR IMPLIED, RELATING TO ITS PRODUCTS AND THEIR APPLICATION, INCLUDING BUT NOT LIMITED TO WARRANTIES OF MERCHANTABILITY AND FITNESS FOR PARTICULAR PURPOSES.

Nap-Gard® is a registered trademark of E.I. du Pont de Nemours and Company for its brand of Polymer Powder Coatings. Only DuPont makes Nap-Gard®.



The miracles of science®

I. Condition of Ductile Iron Prior to Surface Preparation

All ductile pipe and fittings shall be delivered to the application facility without asphalt, cement lining, or any other lining on the interior surface. Because removal of old linings may not be possible, the intent of this specification is that the entire interior of the ductile iron pipe and fittings shall not have been lined with any substance prior to the application of the specified lining material and no coating shall have been applied to the first six inches of the exterior of the spigot ends.

II. Lining Material

The Standard of Quality is Protecto 401 Ceramic Epoxy. The material shall be an amine cured novalac epoxy containing at least 20% by volume of ceramic quartz pigment. Any request for substitution must be accompanied by a successful history of lining pipe and fittings for sewer service, a test report verifying the following properties, and a certification of the test results.

A. A permeability rating of 0.00 when tested according to Method A of ASTM E-96-66, Procedure A with a test duration of 30 days.

B. The following test must be run on coupons from factory lined ductile iron pipe:

1. ASTM B-117 Salt Spray (scribed panel) - Results to equal 0.0 undercutting after two years.
2. ASTM G-95 Cathodic Disbondment 1.5 volts @ 77 F. Results to equal no more than 0.5mm undercutting after 30 days.
3. Immersion Testing rated using ASTM D-714-87.
 - a. 20% Sulfuric Acid - No effect after two years.
 - b. 140 F 25% Sodium Hydroxide - No effect after two years.
 - c. 160 F Distilled Water - No effect after two years.
 - d. 120 F Tap Water (scribed panel) - 0.0 undercutting after two years with no effect.

C. An abrasion resistance of no more than 3 mils (.075mm) loss after one million cycles using European Standard EN 598: 1994 Section 7.8 Abrasion Resistance.

III. APPLICATION**A. Applicator**

The lining shall be applied by a competent firm with a successful history of applying linings to the interior of ductile iron pipe and fittings.

B. Surface Preparation

Prior to abrasive blasting, the entire area to receive the protective compound shall be inspected for oil, grease, etc. Any areas with oil, grease, or any substance which can be removed by solvent, shall be solvent cleaned to remove those substances. After the surface has been made free of grease, oil or other substances, all areas to receive the protective compounds shall be abrasive blasted using sand or grit abrasive media. The entire surface to be lined shall be struck with the blast media so that all rust, loose oxides, etc., are removed from the surface. Only slight stains and tightly adhering oxide may be left on the surface. Any area where rust reappears before lining must be reblasted.

Continued ...

Surface Preparation

Prior to abrasive blasting, the entire area to receive the protective compound shall be inspected for oil, grease, etc. Any areas with oil, grease, or any substance which can be removed by solvent, shall be solvent cleaned to remove those substances. After the surface has been made free of grease, oil or other substances, all areas to receive the protective compounds shall be abrasive blasted using sand or grit abrasive media. The entire surface to be lined shall be struck with the blast media so that all rust, loose oxides, etc., are removed from the surface. Only slight stains and tightly adhering oxide may be left on the surface. Any area where rust reappears before lining must be reblasted.

C. Lining

After the surface preparation and within 8 hours of surface preparation, the interior of the pipe shall receive 40 mils nominal dry film thickness of Protecto 401. No lining shall take place when the substrate or ambient temperature is below 40 degrees Fahrenheit. The surface also must be dry and dust free. If flange pipe or fittings are included in the project, the lining shall not be used on the face of the flange.

D. Coating of Bell Sockets and Spigot Ends

Due to the tolerances involved, the gasket area and spigot end up to 6 inches back from the end of the spigot end must be coated with 6 mils nominal, 10 mils maximum using Protecto Joint Compound. The Joint Compound shall be applied by brush to ensure coverage. Care should be taken that the Joint Compound is smooth without excess buildup in the gasket seat or on the spigot ends. Coating of the gasket seat and spigot ends shall be done after the application of the lining.

E. Number of Coats

The number of coats of lining material applied shall be as recommended by the lining manufacturer. However, in no case shall this material be applied above the dry thickness per coat recommended by the lining manufacturer in printed literature. The maximum or minimum time between coats shall be that time recommended by the lining material manufacturer. To prevent delamination between coats, no material shall be used for lining which is not indefinitely recoatable with itself without roughening of the surface.

F. Touch-Up & Repair

Protecto Joint Compound shall be used for touch-up or repair in accordance with manufacturer's recommendations.

IV. Inspection and certification**A. Inspection**

1. All ductile iron pipe and fitting linings shall be checked for thickness using a magnetic film thickness gauge. The thickness testing shall be done using the method outlined in SSPC-PA-2 Film Thickness Rating.
2. The interior lining of all pipe barrels and fittings shall be tested for pinholes with a nondestructive 2,500 volt test. Any defects found shall be repaired prior to shipment.
3. Each pipe joint and fitting shall be marked with the date of application of the lining system along with its numerical sequence of application on that date and records maintained by the applicator of his work.

B. Certification

The pipe or fitting manufacturer must supply a certificate attesting to the fact that the applicator met the requirements of this specification, and that the material used was as specified.

V. Handling

Protecto 401 lined pipe and fittings must be handled only from the outside of the pipe and fittings. No forks, chains, straps, hooks, etc. shall be placed inside the pipe and fittings for lifting, positioning, or laying.