

# WALL PACK (MWP10)



## DESCRIPTION

Slim wall pack is available in two watts for a variety of applications including building perimeter, entrances, stairways and security lighting. MWP10 series of luminaires provides a low-profile architectural style with the power of bright, energy efficient LEDs. It has a rugged aluminum construction with multi-mount capabilities. 0° to +90° tilt adjustments. For a building that has a modern or futuristic look.

## SPECIFICATION FEATURES

### Construction

- Sealed die-casting profile for outdoor applications.
- Suitable for applications requiring 3G testing prescribed by ANSI C136.31.

### Optics

- Light engines are available in standard 3000K/4000 K and 5000 K (70 CRI) configurations.
- Scalable Lumen Packages from 3,500 to 10,500 Lumens.
- Tempered UV coated flat lens provide outstanding performance, uniformity and glare control.

### Electrical

- Standard drivers feature electronic universal voltage (120-277V 50/60Hz) operation.
- Greater than 0.9 power factor, less than 20% harmonic distortion, and is suitable for operation in -40°C to 40°C ambient environments.

### Lifespan

- Estimated 50,000-hour LED lifespan based on IES LM-80 results and TM-21 calculations.

### Warranty

- Five-year warranty.

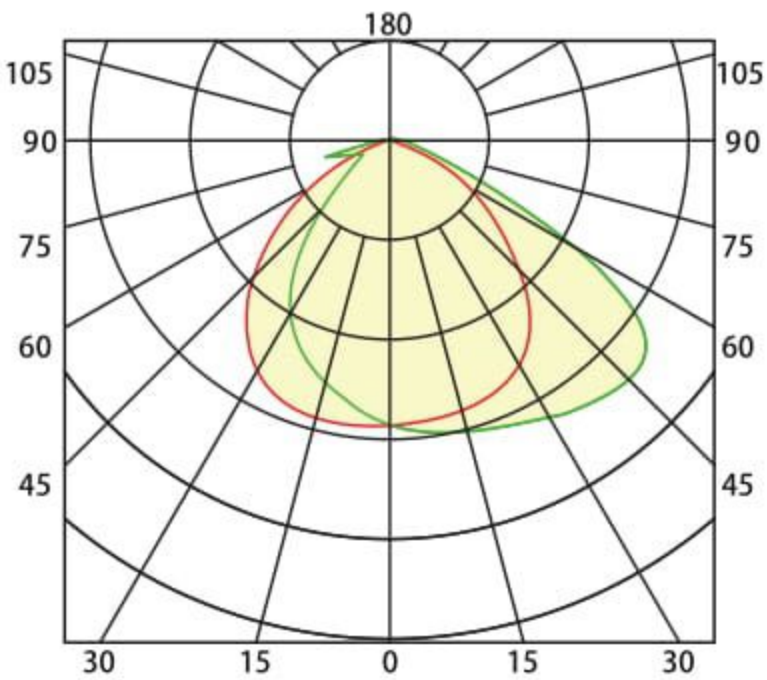
### Applications

- Security, pathway and perimeter lighting, Building entryways and walkways.



Head tilts to 90degree

### PHOTOMETRICS



### ACCESSORIES



#### Photocell

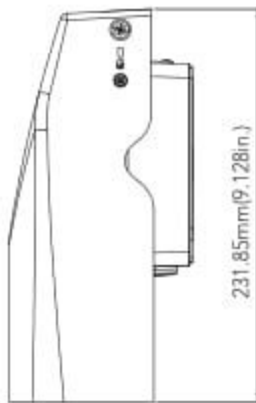
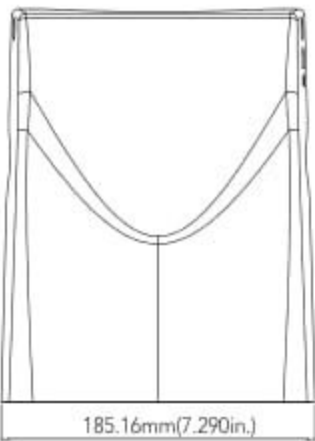
No. PC-JL-120-277V

USE: Photocell is field installed or pre-installed in factory by requesting

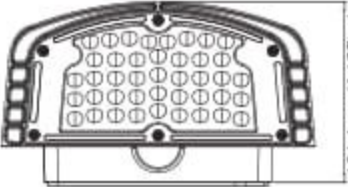
## DIMENSIONS

unit: mm/inch

### Small size: 27W/40W



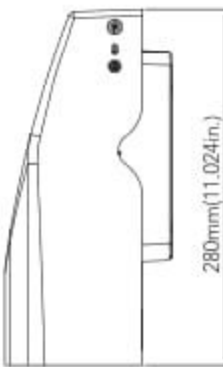
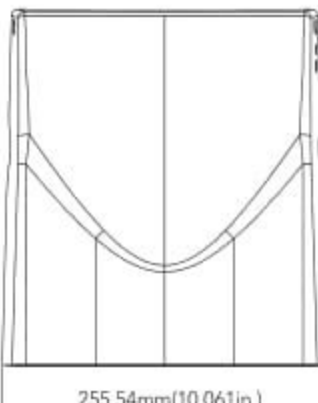
231.85mm(9.128in.)



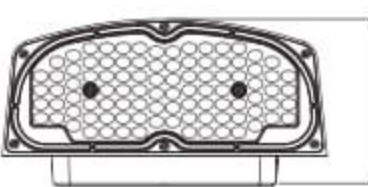
106.6mm(4.197in.)

Net Weight:  
27W: 1.52kg(3.351lb)  
40W: 1.80kg(3.968lb)

### Medium size: 67W/80W



280mm(11.024in.)



129.31mm(5.091in.)

Net Weight:  
67W: 3.32kg(7.319lb)  
80W: 3.54kg(7.804lb)

#### Mounting

0° to +90° tilt adjustments,  
To meet the needs of  
customers with different  
lighting angles.



#### Housing

Suitable for both indoor and outdoor  
application, also suitable for J-BOX  
mounting and surface mounting.



#### Photocell

Optional for photocell, and allows  
for security and energy saving.

#### Lens

Polycarbonate optical lens with UV  
stabilizers do not exhibit yellowing  
and deformation.



PERFORMANCE DATA

		3000K(70CRI)		4000K(70CRI)		5000K(70CRI)	
SYSTEM WATTS	VOLTAGE	LUMENS	LPW	LUMENS	LPW	LUMENS	LPW
27W	120-277VAC	3500lm	130 lm/W	3600lm	133 lm/W	3600lm	133 lm/W
40W	120-277VAC/347-480V	5000lm	125 lm/W	5200lm	130 lm/W	5200lm	130 lm/W
67W	120-277VAC/347-480V	8600lm	128 lm/W	8800lm	131 lm/W	8800lm	131 lm/W
80W	120-277VAC	10000lm	125 lm/W	10500lm	131 lm/W	10500lm	131 lm/W

ELECTRICAL DATA

Number Of Drivers	Driver Current (mA)	Nominal Power (W)	INPUT VOLTAGE (V)	CURRENT (Amps)
1	430	27	120	0.23
		27	208	0.13
		27	240	0.11
		27	277	0.10
1	640	40	120	0.33
		40	208	0.19
		40	240	0.17
		40	277	0.14
1	1110	67	120	0.56
		67	208	0.32
		67	240	0.28
		67	277	0.24
1	2120	80	120	0.67
		80	208	0.38
		80	240	0.33
		80	277	0.29

ORDERING GUIDE							
Example:MWP10 40W 27V 50K Y Y Y Y							
Fixture Type	Power Consumption	Input Voltage	CCT	Finish	Photocell (Option)	Dimmable	Internal Code
<div></div>	<div></div>	<div></div>	<div></div>	<div></div>	<div></div>	<div></div>	<div></div>
MWP10 Wall Pack Series	27 27Watts	27V 120-277V	30K 3000K	D Dark Bronze	P0 120-277V Photocell	D 0-10 Dimmable	Blank
	40 40Watts		40K 4000K	B Black	Blank Without Photocell	Blank NON Dimmable	Alphanumeric
	67 67Watts		50K 5000K	W White			
	80 80Watts						

Note: The 80W is limited to dimmable.

DLC Model NO.

SYSTEM WATTS	VOLTAGE	CCT	DLC NO.	DLC Classification
27W	120-277V	3000K	MWP1027W27V30K[D,B,W][P0,Blank][X,Blank]	Premium
		3500K	MWP1027W27V35K[D,B,W][P0,Blank][X,Blank]	Premium
		4000K	MWP1027W27V40K[D,B,W][P0,Blank][X,Blank]	Premium
		5000K	MWP1027W27V50K[D,B,W][P0,Blank][X,Blank]	Premium
40W	120-277V	3000K	MWP1040W27V30K[D,B,W][P0,Blank]D[X,Blank]	Premium
		3500K	MWP1040W27V35K[D,B,W][P0,Blank]D[X,Blank]	Premium
		4000K	MWP1040W27V40K[D,B,W][P0,Blank]D[X,Blank]	Premium
		5000K	MWP1040W27V50K[D,B,W][P0,Blank]D[X,Blank]	Premium
		3000K	MWP1040W27V30K[D,B,W][P0,Blank][X,Blank]	Premium
		3500K	MWP1040W27V35K[D,B,W][P0,Blank][X,Blank]	Premium
		4000K	MWP1040W27V40K[D,B,W][P0,Blank][X,Blank]	Premium
		5000K	MWP1040W27V50K[D,B,W][P0,Blank][X,Blank]	Premium
67W	120-277V	3000K	MWP1067W27V30K[D,B,W][P0,Blank]D[X,Blank]	Premium
		3500K	MWP1067W27V35K[D,B,W][P0,Blank]D[X,Blank]	Premium
		4000K	MWP1067W27V40K[D,B,W][P0,Blank]D[X,Blank]	Premium
		5000K	MWP1067W27V50K[D,B,W][P0,Blank]D[X,Blank]	Premium
		3000K	MWP1067W27V30K[D,B,W][P0,Blank][X,Blank]	Premium
		3500K	MWP1067W27V35K[D,B,W][P0,Blank][X,Blank]	Premium
		4000K	MWP1067W27V40K[D,B,W][P0,Blank][X,Blank]	Premium
		5000K	MWP1067W27V50K[D,B,W][P0,Blank][X,Blank]	Premium
80W	120-277V	3000K	MWP1080W27V30K[D,B,W][P0,Blank]D[X,Blank]	Premium
		3500K	MWP1080W27V35K[D,B,W][P0,Blank]D[X,Blank]	Premium
		4000K	MWP1080W27V40K[D,B,W][P0,Blank]D[X,Blank]	Premium
		5000K	MWP1080W27V50K[D,B,W][P0,Blank]D[X,Blank]	Premium