

SPALDING SPECIFICATIONS

DATE: 11/11/09

MODEL NUMBER: 401980

DESCRIPTION: Spalding Spring Portable 8' Extension

SPECIFICATIONS:

Frame:

The base of the frame shall consist of structural steel tubing, comprising of 3"x5", 2"x5", round tubing, and formed heavy gauge steel parts welded together to form a box section. The base weldment supports 2 structural steel arms consisting of 3"x5", 3"x3", 2-1/8" Dom, and steel parts welded together. Hinges consist of 1-1/2" ground and polished pins with bronze bushings on all pivot points. The unit shall have a boom weldment consisting of structural steel tubing, comprising of 5"x5", formed heavy gauge steel, and steel parts welded together. The boom shall have an extension of 8' from the front base pad to the front of the backboard glass. The unit will come preassembled with 1500lbs. of ballast weight. The total weight of assembled unit when in the playing position is approximately 3500lbs. Ballast shall be contained within a polished aluminum tread plate cover.

Wheels:

The front shall be provided with 2 heavy-duty swivel casters each with one 6"x2" poly wheel rated at 900lbs. The rear of the base shall have double 6"x2" poly wheels each side rated at 1800lbs. Each unit shall come with an automatic lifting mechanism attached to the front casters for ease of set-up.

Anchors:

Each unit shall come equipped with ribbed brass floor inserts and two heavy-duty drop pins for locating the baskets, Rear anchor and brass cover plate, and adjustable chain links to anchor the unit to the floor.

Folding:

The unit shall operate with 7 Chrome Silicon springs to assist in raising and lowering. The unit shall come with a positive lock at the 8', 9', and 10' playing positions and can be adjusted to meet several heights in between. A spring cover shall be included and shall be covered to match the padding.

Padding:

All front padding shall be a minimum of 4" thick P1895 covered with 24oz. Naugahyde®. All base side padding shall be a minimum of 2" thick P1895 covered with 24oz. Naugahyde®. Padding is available in 30+ colors at no additional charge and is removable.

Finish:

The unit shall be finished with a baked on electro-static powder-coat standard color white. Custom colors are available at an additional charge.

Rim and Backboard attachment:

(US Patent No. 4,433,839) Super Glass Pro Backboard. The rim and backboard shall be attached to the unit as a direct mount which completely eliminate stress on the glass backboard during play. The rim will mount through spacers and bolt directly to the backboard structure and to the front of the portable to insure that there is no contact



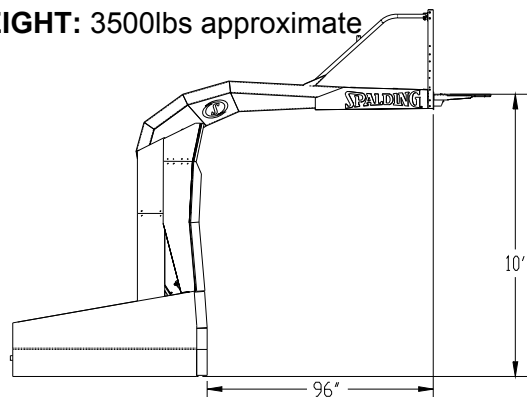
between the mounting bolts, rim, and the glass backboard. A V-Brace support is supplied to further support the backboard during play.

Backboard: GB1sb glass backboard with border and target measures 42" x 72". Twenty year warranty.

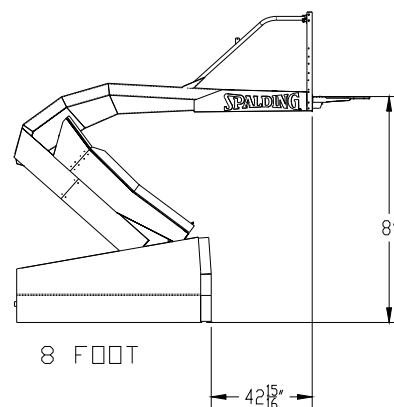
Goal: SD180sb Vision® with 180-degree breakaway action. Seven year warranty on breakaway mechanism and ring.

WARRANTY: Ten year limited warranty on frame, two year on telescopic brace, and two years on the foot pedestals.

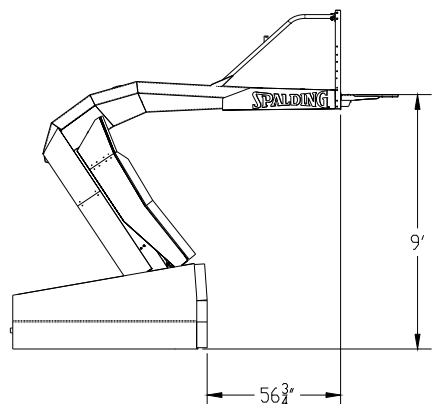
SHIPPING WEIGHT: 3500lbs approximate



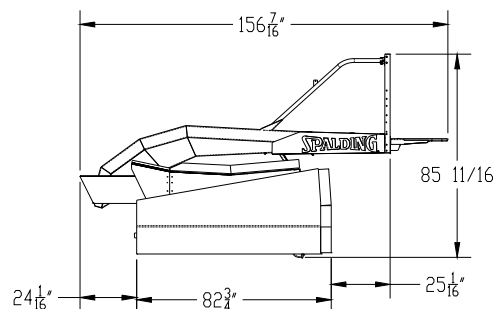
10 FOOT



8 FOOT



9 FOOT



STORAGE

