



Bid#2023-230 Large Cafeteria Equipment
Calcasieu Parish School System

Project documents obtained from www.CentralBidding.com
25-Jan-2023 06:45:36 AM

INVITATION TO BID**STATE OF LOUISIANA**

Calcasieu Parish School System
Office of Purchasing

**BIDS WILL BE PUBLICLY OPENED:**Date & Time: **RETURN BID TO**

**Purchasing Department
Calcasieu Parish School System
3310 Broad Street Room 1300
Lake Charles, LA 70615**

====> **SOLICITATION # :****OPENING DATE :**

====>

VENDOR NAME AND ADDRESS

Lafayette Restaurant Supply, Inc.
1103 Hugh Wallis RD S
Lafayette, LA 70508

**FILL IN VENDOR NAME AND CONTACT NAME,
ADDRESS ABOVE, BEFORE SUBMITTING BID.**

BUYER**BUYER PHONE****REQ. DEPARTMENT****OFFICE OF PURCHASING****FISCAL YEAR****SCHEDULED END DATE****ITEM(S) FOR:** **INSTRUCTIONS TO BIDDERS**

1. READ THE ENTIRE BID, INCLUDING ALL TERMS AND CONDITIONS AND SPECIFICATIONS
2. ALL BID PRICES **MUST** BE TYPED OR WRITTEN IN INK. ANY CORRECTIONS, ERASURES OR OTHER FORMS OF ALTERATIONS TO UNIT PRICES SHOULD BE INITIALED BY THE BIDDER.
3. THIS BID IS TO BE SIGNED MANUALLY IN INK UNLESS SUBMITTED ELECTRONICALLY IN ACCORDANCE WITH CURRENT STATE STATUTES.
4. BID PRICES SHALL INCLUDE DELIVERY OF ALL ITEMS F.O.B. LAKE CHARLES, LA OR AS OTHERWISE PROVIDED. BIDS CONTAINING "PAYMENT IN ADVANCE" OR "C. O. D." REQUIREMENTS ARE NOT ACCEPTABLE. PAYMENT IS TO BE MADE WITHIN 30 DAYS AFTER RECEIPT OF PROPERLY EXECUTED INVOICE OR DELIVERY, WHICHEVER IS LATER. NO "SHORT PAYMENT" OF INVOICES ARE ALLOWED
5. DESIRED DELIVERY 45 DAYS AFTER RECEIPT OF ORDER OR SOONER

ANY QUESTIONS ABOUT ANY ITEM SHOULD BE DIRECTED TO BUYER AND PURCHASING DEPARTMENT.

CONDITIONS CONTINUED ON NEXT PAGE

VENDOR PHONE NUMBER: 337-235-4534**FAX NUMBER:** 337-234-1803**TITLE** Project Administrator**DATE** 2/1/23**PRINTED NAME OF PERSON SIGNING BID**

Jackie LeDoux

SIGNATURE (MUST BE SIGNED)

THERMO-KOOL/Mid-South Industries, Inc.
WALK-IN COOLER AND FREEZER SPECIFICATIONS

GENERAL SPECIFICATIONS:

The **THERMO-KOOL** walk-in specified shall be prefabricated modular construction. It shall be designed and constructed to allow fast and easy field assembly, disassembly, relocation and enlargement by the addition of like modular panels. Walk-in shall be designed and constructed as shown on plan. Overall size of walk-in shall be **26' 10" x 12' 5" x 7' 7"** to fit exact job site requirements.

PANEL CONSTRUCTION:

Wall and ceiling panel widths shall be within **1" increments up to 46" wide**. Corner panels shall be 90 degree angle, 12" x 12". All panels shall be interchangeable with like panels for fast and easy assembly. **Partition panel placement shall be within 1" increments to meet shelving space requirements.**

All panels shall consist of metal pans formed to precise dimensions. Metal finish to be as specified. Insulation shall be "foamed-in-place" urethane to bond permanently to complete inner surfaces of both interior and exterior metal pans to form strong rigid unit. Panels shall not have internal wood or metal support, framing, straps, or other noninsulating members. Each panel shall be 100% urethane foam insulation exclusive of metal pans. Perimeter structure shall be formed of **DURATHANE**, high density urethane insulation forming tongues and grooves to assure vapor and airtight joints and to prevent pre-installation damage and deterioration of exposed urethane surfaces.

WARRANTY:

Panels shall be covered by a Ten-Year Factory Warranty.

INSULATION:

Insulation shall be 4" or 5" thick rigid, zero ozone depleting HFC 134a blown Class I urethane foam classified according to UL 723 (ASTM-E-84) as tested by Underwriters Laboratories, Inc. The core material has a flame spread of 25 or less and a smoke density of 250.

The urethane foam is foamed-in-place to bond to inner surfaces of metal pans having an average thermal conductivity (K factor) of 0.13 BTU/hr./sq. ft. per degrees/Fahrenheit/inch. As tested in accordance with ASTM C 518-2004, the R factor for both coolers and freezers is 32.

The prefabricated urethane foamed panels shall be supplied with a Class I fire hazard classification according to UL 723 (ASTM-E-84) as tested by Underwriters Laboratories, Inc. Panels shall have a flame spread rating of 25 or less and bear a certifying Underwriters Laboratories, Inc. label.

This rating is not intended to reflect hazards presented by this or any other material under actual fire conditions

METAL FINISHES:

A variety of metal finishes are available for all interior and exterior surfaces. Exposed Exterior and Interior Walls to be **.040 Stucco Embossed Aluminum**, Unexposed Exterior to be **26-**

gauge Stucco Embossed Galvanized, and Interior Ceilings to be White Baked-On-Enamel in the Aluminum Finish.

PANEL LOCKING ASSEMBLIES:

Assembly of walk-in shall be accomplished by “**Insta-Loks**” consisting of cam-action hook arm assembly set in one panel and a self-aligning, self-centering, pin assembly set in the matching panel. All vertical joints must have a minimum of three **Insta-loks**. Rotation of the cam-action hook arm shall pull and lock panels together to form airtight, vapor proof joints. No metal straps or connecting rods shall be used inside the panels. Rotation of the cam-locks shall be operated from inside the walk-in through access ports that are sealed with vinyl snap-in closures.

PANEL GASKETS:

NSF listed double-bead vinyl gasket shall be applied to the tongue side of all panels, on both interior and exterior. Gaskets shall be impervious to stains, grease, oils, mildew, sunlight, etc.

ENTRANCE DOOR AND FRAME:

Walk-in compartments (cooler and freezer) shall be equipped with a 34" x 76" (contact factory for additional sizes) hinged-type, flush-mounted entrance door mounted in a nominal 4', 5' or 6' frame and located in exact location as shown on drawing. **Door placement shall be within 1" increments to meet shelving space and job site requirements.** Door shall be manufactured to accommodate floor construction. Door and frame shall be listed by Underwriters Laboratories and bear the UL Seal of Approval and be equipped with the following:

Door shall be equipped with a one-piece perimeter PVC accordion type removable gasket with magnetic core at the top and along the side perimeter of the door. An adjustable wiper gasket shall be mounted along the bottom edge of the door.

Latch shall be break-a-way type with cylinder lock and inside safety release handle so the door can be opened from the inside even if locked. A positive action hydraulic door closer shall be included to ensure gentle closing action of door to opening and to ensure positive closing of door. The latch shall be of high pressure zinc die cast with highly polished chrome finish.

Hinges shall be adjustable with built-in spring action. Strap shall adjust horizontally, providing door lift and rotation to keep door square and prevent energy loss from sagging doors. Cam-rise assists closing and reduces gasket wear. Flange shall have a removable cap, allowing lift-off of door without removing hinges.

Door frame shall consist of **heavy reinforced steel “U” channel frame** to encompass entire perimeter of opening, foamed-in-place to give extra support and rigidity to frame and to prevent racking, distortion, warping and twisting. A backup must be welded for added strength.

An armored anti-sweat heater cable shall be run in a breaker strip located behind a removable heavy gauge stainless steel trim for easy access to heater cable. Heater cable shall be run under threshold consisting of heavy reinforcement “U” channel breaker strip and heavy gauge stainless steel threshold.

THERMO-KOOL/Mid-South Industries, Inc.
Walk-in Cooler and Freezer Specifications
Page 3

Door section shall be provided with an operating toggle switch and pilot light mounted on the exterior side of the door frame. (Weathertight switches also available for outdoor walk-in applications.) An incandescent vapor proof light and face mounted inlet box shall be mounted on the interior side of the door frame for 115 volt, 60 cycle, 1 phase A.C. service. All wiring shall be in concealed rigid conduit. A 2-1/2" diameter chrome face, flush mount, dual reading, adjustable dial thermometer shall be provided on exterior of door section to provide temperature reading of -40 degrees C to +150 degrees C.

VINYL STRIP CURTAINS/DOORS:

To minimize infiltration of air when doors are open a vinyl strip curtain or vinyl door shall be provided.

TREADBRITE (OR STAINLESS STEEL) KICKPLATES:

Door shall have aluminum diamond treadbrite (or stainless steel) kickplates 36" high on the interior and exterior. Diamond tread (or stainless steel) kickplates shall be mounted with adhesive and sealed with silicone. **No external fasteners such as screws or pop rivets shall be applied as fastening for the diamond tread (or stainless steel) kickplates.**

FLUORESCENT LIGHT FIXTURES:

If additional illumination is required 4' fluorescent light fixtures (less bulbs) shall be provided in quantity as shown on plan.

HEATED PRESSURE RELIEF VENT:

Freezer shall be equipped with a two-way heated pressure relief vent to equalize pressure between the interior and exterior caused by defrost cycles and opening of door. Electrical service to be 115v/60/1 phase.

FLOOR CONSTRUCTION:

Walk-in floor for cooler shall be fabricated similar to other panels and be designed to withstand uniformly distributed stationary loads of 600 lbs. per square foot. Interior surface of floor panels to be foamed-in-place **Smooth Aluminum.**

THERMO-KOOL DURA-FLOOR:

The Walk-in Freezer floor shall be designed for **additional stationary floor load strength of up to 12,000 lbs. per square foot** THERMO-KOOL's DURA-FLOOR shall be provided which shall consist of an interior surface of foamed-in-place 1/8" Aluminum Treadplate with high density urethane support structures foamed-in-place on interior of floor panel and firmly attached to a foamed-in-place plywood subfloor.

INTERIOR RAMP:

To eliminate a step-up the walk-in shall be equipped with an interior **built-in foamed-inplace ramp** at entrance door. The interior ramp shall have an NSF approved cove and have a non-

skid surface and be equipped with a threshold and heater wire on freezer applications. Interior ramp shall be width of door opening x 24" depth.

LOCKING BAR:

The walk-in shall be equipped with additional security by means of a **foamed-in-place concealed locking bar**. Locking bar to include provisions for a padlock so the door cannot be removed if the hinges are removed and inside safety release mechanism to prevent entrapment inside the walk-in.

COLUMN SURROUND/OFFSET CONFIGURATION:

All panels which are included in column and offset configurations shall be constructed in accordance with specifications for all walk-in panels. **All column and offset panels shall be foamed-in-place** tongue and groove panel construction secured in place by "insta-lok" fasteners and shall **lock in place to all ceiling, floor and adjacent panels. Field cutting will not be allowed.**

REFRIGERATION:

Basic refrigeration components shall consist of a condensing unit of the Scroll type. Condensing units shall be factory assembled and UL approved. The condenser shall be air-cooled. Refrigerant for medium and low temperature systems shall be R448-A.

1 ½ HP, Remote Pre Assembled Refrig. System Model RFO180E4SEANT 208-230/60/3 Medium Temperature, base, weather hood, winter controls, Scroll, Air-cooled, R448A (15 MCA, 20 MOPD, 8.7 compressor RLA) with 2 RL6A052ADA 115/60/1 coil (0.8 amps) with Dual Speed EC motor.

3 ½ HP, Remote Pre Assembled Refrig. System Model RFO350L4SEA 208-230/60/3 Low Temperature, base, weather hood, winter controls, Scroll, Air-cooled, R448A, Std. Defrost Kit (32.2 MCA, 35 MOPD, 10.9 Compressor RLA) with RL6E105DDASC 208-230/60/1 Coil (1.0 fan amps, 9.8 heater amps) with Dual Speed EC motor.

Evaporators shall be forced air type with air flow parallel to the walk-in ceiling. Evaporators shall be a standard low profile series. All evaporator coil components shall be housed in heavy gauge aluminum housing. Units shall have drain pan with drain pipe connection.

Condensing unit voltage to be as specified by job site requirements.

Units shall have drain pan with drain pipe connection. Evaporators shall be equipped with an automatic electric defrost system including coil heaters, time clock, fan delay control, drain line heaters and liquid line solenoid.

The basic components shall be supplied as specified in either Remote, Remote Preassembled, Top Mount Quick Connect, Remote Quick Connect, or Side Mount Self-Contained and shall include condensing unit, evaporator coil, control kit (pressure control, thermostat, liquid line drier, sight glass, suction line vibration eliminator, expansion valve and evaporator coil mounting kit), defrost timer, fan delay control and liquid line solenoid. All parts shall be factory mounted.

If specified Remote all major components provided for field installation, tubing, electrical hook-up, drain line and refrigerant charge by qualified refrigeration, electrical and plumbing contractors.

If specified Remote Preamsembled the system requires tubing, electrical hook-up, drain line and refrigerant charge supplied by qualified refrigeration, electrical and plumbing contractors.

If specified Top Mount Quick Connect the system shall have quick-connect lines and be pre-charged for fast, easy and economical job site installation. System requires electrical connection and drain line by qualified refrigeration, electrical and plumbing contractors.

If specified Remote Quick Connect the system shall be supplied with applicable quickconnect line kit and be pre-charged for fast, easy and economical job site installation. System requires electrical connection and drain line by qualified refrigeration, electrical and plumbing contractors.

A low ambient kit and weatherproof housing shall be supplied with condensing units. The low ambient kit shall consist of a crankcase heater and headmaster valve.

DRAIN LINES:

All evaporator coils shall be provided with proper sized drain lines, supplied and field installed by contractor. Drains shall be trapped outside of walk-in. Drain shall be heated and insulated to prevent freezing. All plumbing to be in accordance with applicable codes.

Contractor shall be responsible for providing units completely installed and operational. Cooler to operate at +35 degrees Fahrenheit and Freezer to operate at -10 degrees Fahrenheit.

NSF CONSTRUCTION:

The walk-ins provided in the above specifications shall be constructed in accordance with National Sanitation Foundation, Standard No. 7. The NSF approval seal shall be affixed to the serial plate of the walk-in.

QUALITY INSPECTION REQUIREMENTS:

Walk-ins shall be set up at the manufacturer's facility prior to shipment and a quality control inspection performed on the product. A digital photograph of the walk-ins set up at the manufacturer's facility shall be provided for the Food Equipment Contractor's permanent records.

INSTALLATION, OPERATION AND MAINTENANCE INSTRUCTIONS:

The walk-ins shall be supplied with a complete set of installation, operational and maintenance instructions to cover erection of the walk-in, installation operating procedures and routine maintenance schedule.

THERMO-KOOL/Mid-South Industries, Inc.



Walk-in Cooler and Freezer Specifications

Page 6


Bidders must obtain prior approval if not bidding specified items. Any and all variances in construction, design, performance and accessories from the item specified must be submitted in writing to the owner supervisor in addition to detailed manufacturers specifications ten days prior to bid opening. Successful KEC responsible for delivering and erecting walk-in and completing installation of refrigeration systems including drain lines. All plumbing and electrical by others.

1
2
/
0
5
/

NOTE: MAY BID PRE-APPROVED ALTERNATES. CONTACT THE SCHOOL NUTRITION PROGRAM DIRECTOR FOR APPROVAL.


Item	Qty	Description
1	1 ea	FLATWARE & TRAY CART  Duke Manufacturing Model No. TTS-32PG Thurmaduke™ Tray Stand Unit, mobile, 32"W x 31"D x 42"H, 16 gauge stainless steel top, tray surface 18" high, 16 gauge stainless steel utensil tower 28" x 10", 20 gauge paint grip steel body & undershelf, 5" dia. gray poly swivel casters & brakes, NSF 1 ea 217125 Textured Black powder coat paint finish 1 ea T71 Silverware dispenser, (7) utensil cylinders in stainless steel holder, 21-5/8"W x 9-3/4"D x 7-1/4"H, with 5" deep perforated white plastic cups 1 ea MOD-SPH Special height unit - ADD NOTE: Factory Quote # 143555 Attached
2	1 ea	SERVING COUNTER, UTILITY  Duke Manufacturing Model No. TST-18PG Thurmaduke™ Solid Top Unit, utility counter, 18"W x 32"D x 36"H, stainless steel top, 20ga paint grip steel body & undershelves, NSF 4 ea MOD-15 6" high stainless steel legs in lieu of standard casters, with stainless steel adjustable foot 1 ea 217125 Textured Black powder coat paint finish 1 ea MOD-14-1 14ga stainless steel top, in lieu of standard, * stainless steel top T-trim & body pilaster strips * 1 ea MOD-12-18 Extend width of top up to 12", for a 44" or less overall top, with stainless steel fixed brackets,



Initial: _____
Page 1 of 7





Item	Qty	Description
		* extended on customer's side in lieu of tray slide *
	1 ea	445-1S-HD-OP Cutting Board/Shelf , operator's side, 10"D, 18ga stainless steel shelf, (2) hinged brackets, shelf mounted flush to counter top
	1 ea	MOD-SPH Special height unit - ADD, * 34" ADA countertop height *
	1 ea	329-PG-1L Single door, no lock, left hand hinge, paint grip steel, powder coated to match body, magnetic catch, and recessed stainless steel pull
	1 ea	CUSTOM Electric load center, panel box & cover, circuit breakers & panel schedule, mounted in base & receptacles wired , 120/208 volt, 60 cycle, 1 phase, 7.2KW, 35 amps, direct wired
		NOTE: Factory Quote # 143555 Attached
3	1 ea	SERVING COUNTER, UTILITY Duke Manufacturing Model No. TST-46PG Thurmaduke™ Solid Top Unit, utility counter, 46"W x 32"D x 36"H, stainless steel top, 20ga paint grip steel body & undershelves, NSF
		
	4 ea	MOD-15 6" high stainless steel legs in lieu of standard casters, with stainless steel adjustable foot
	1 ea	217125 Textured Black powder coat paint finish
	1 ea	MOD-14-3 14ga stainless steel top, in lieu of standard, * stainless steel top T-trim & body pilaster strips *
	1 ea	MOD-12-46 Extend width of top up to 12", for a 44" or less overall top, with stainless steel fixed brackets, * extended on customer's side in lieu of tray slide *
	1 ea	CUT-OP3 Rectangular cutout with reinforced edges, in counter top, for drop-in unit
	1 ea	445-3S-HD-OP Cutting Board/Shelf , operator's side, 10"D, 18ga stainless steel shelf, (2) hinged brackets, shelf mounted flush to counter top
	1 ea	MOD-SPH Special height unit - ADD, * 34" ADA countertop height *
	1 ea	TS482-46 Contemporary Food Shield, 45-1/2"W x 18-1/2"D x 20-1/8"H, self-service, single shelf, sloped fixed guard with fixed end closures, 3/8" glass overshelf & guard with 1/4" glass ends (tempered with polished rounded edges), Ø 1" tube posts, stainless steel finish posts mounted through countertop with mounting flange
	1 ea	TS400LED-3 LED light under shelf & wired to base, 120v/60/1-ph (this may require cord & plug option)
	1 ea	CORD 6 ft. cord & plug
	1 ea	CUSTOM Stainless steel control panel, cutouts in apron/rail, switches mounted & wired

Item	Qty	Description
	1 ea	RFT2-SB Recessed Frost Top standard body drop-in unit, 39"W x 29"D, fits (2) 18 x 26" pan per shelf, programmable color touch screen control, stainless steel body and shelves, self contained refrigeration, 120v/60/1-ph, 8.0 Amps, NEMA 5-15P
	1 ea	E-OP2 Electric outlet, mounted in base, with galvanized junction box, duplex or single receptacle & stainless steel cover, wired to existing power source
	1 ea	CUSTOM Stainless steel wire chase & removable cover, mounted in base and wired
		NOTE: Factory Quote # 143555 Attached
4	1 ea	HOT FOOD SERVING COUNTER / TABLE Duke Manufacturing Model No. TEHF-60PG Thurmaduke™ Hot Food Unit, electric, 60"W x 32"D x 36"H, stainless steel top, (4) stainless steel heat wells, drains, copper manifolds, (1) valve, thermostats, dish shelf, 20ga paint grip steel body & undershelf, 6 ft cord with plug, cULus, UL EPH Classified (NOTE: Electric values & plug configurations change for 3 phase or when adding electric options - Contact Factory for more info)
	1 ea	TEHF60-208-1 208v/60/1-ph, 3600 watts, 17.3 amps
	4 ea	MOD-15 6" high stainless steel legs in lieu of standard casters, with stainless steel adjustable foot
	1 ea	217125 Textured Black powder coat paint finish
	1 ea	MOD-14-4 14ga stainless steel top, in lieu of standard, * stainless steel top T-trim & body pilaster strips *
	1 ea	MOD-12-60 Extend width of top up to 12", for a 44" or less overall top, with stainless steel fixed brackets, * extended on customer's side in lieu of tray slide *
	1 ea	445-4S-HD-OP Cutting Board/Shelf , operator's side, 10"D, 18ga stainless steel shelf, (3) hinged brackets, shelf mounted flush to counter top
	1 ea	MOD-SPH Special height unit - ADD, * 34" ADA countertop height *
	1 ea	TS482-60 Contemporary Food Shield, 59-1/2"W x 18-1/2"D x 20-1/8"H, self-service, single shelf, sloped fixed guard with fixed end closures, 3/8" glass overshelf & guard with 1/4" glass ends (tempered with polished rounded edges), Ø 1" tube posts, stainless steel finish posts mounted through countertop with mounting flange
	1 ea	TS400LED-4 LED light under shelf & wired to base, 120v/60/1-ph (this may require cord & plug option)
	1 ea	CORD 6 ft. cord & plug
	2 ea	E-OP2 Electric outlet, mounted in base, with galvanized junction box, duplex or single receptacle & stainless steel cover, wired to existing power source
	1 ea	CUSTOM Stainless steel wire chase & removable cover, mounted in




Item	Qty	Description
		base and wired NOTE: Factory Quote # 143555 Attached
5	1 ea	SERVING COUNTER, UTILITY Duke Manufacturing Model No. TST-46PG Thurmaduke™ Solid Top Unit, utility counter, 46"W x 32"D x 36"H, stainless steel top, 20ga paint grip steel body & undershelves, NSF
		
	4 ea	MOD-15 6" high stainless steel legs in lieu of standard casters, with stainless steel adjustable foot
	1 ea	217125 Textured Black powder coat paint finish
	1 ea	MOD-14-3 14ga stainless steel top, in lieu of standard, * stainless steel top T-trim & body pilaster strips *
	1 ea	MOD-12-46 Extend width of top up to 12", for a 44" or less overall top, with stainless steel fixed brackets, * extended on customer's side in lieu of tray slide *
	1 ea	CUT-OP3 Rectangular cutout with reinforced edges, in counter top, for drop-in unit
	1 ea	445-3S-HD-OP Cutting Board/Shelf, operator's side, 10"D, 18ga stainless steel shelf, (2) hinged brackets, shelf mounted flush to counter top
	1 ea	MOD-SPH Special height unit - ADD, * 34" ADA countertop height *
	1 ea	TS482-46 Contemporary Food Shield, 45-1/2"W x 18-1/2"D x 20-1/8"H, self-service, single shelf, sloped fixed guard with fixed end closures, 3/8" glass overself & guard with 1/4" glass ends (tempered with polished rounded edges), Ø 1" tube posts, stainless steel finish posts mounted through countertop with mounting flange
	1 ea	TS400LED-3 LED light under shelf & wired to base, 120v/60/1-ph (this may require cord & plug option)
	1 ea	CORD 6 ft. cord & plug
	1 ea	CUSTOM Stainless steel control panel, cutouts in apron/rail, switches mounted & wired
	1 ea	RFT2-SB Recessed Frost Top standard body drop-in unit, 39"W x 29"D, fits (2) 18 x 26" pan per shelf, programmable color touch screen control, stainless steel body and shelves, self contained refrigeration, 120v/60/1-ph, 8.0 Amps, NEMA 5-15P
	1 ea	E-OP2 Electric outlet, mounted in base, with galvanized junction box, duplex or single receptacle & stainless steel cover, wired to existing power source
	1 ea	CUSTOM Stainless steel wire chase & removable cover, mounted in base and wired NOTE: Factory Quote # 143555 Attached
6	1 ea	SERVING COUNTER, UTILITY

Item	Qty	Description
		Duke Manufacturing Model No. TST-46PG Thurmaduke™ Solid Top Unit, utility counter, 46"W x 32"D x 36"H, stainless steel top, 20ga paint grip steel body & undershelves, NSF
	4 ea	MOD-15 6" high stainless steel legs in lieu of standard casters, with stainless steel adjustable foot
	1 ea	217125 Textured Black powder coat paint finish
	1 ea	MOD-14-3 14ga stainless steel top, in lieu of standard, * stainless steel top T-trim & body pilaster strips *
	1 ea	MOD-12-46 Extend width of top up to 12", for a 44" or less overall top, with stainless steel fixed brackets, * extended on customer's side in lieu of tray slide *
	1 ea	445-3S-HD-OP Cutting Board/Shelf, operator's side, 10"D, 18ga stainless steel shelf, (2) hinged brackets, shelf mounted flush to counter top
	1 ea	MOD-SPH Special height unit - ADD, * 34" ADA countertop height *
	1 ea	TDST-X-1 For special length not listed (maximum one-piece length of 88"): To next longer standard unit price...ADD (for TST models), * 36" long *
	1 ea	CUSTOM Stainless steel wire chase & removable cover, mounted in base and wired
		NOTE: Factory Quote # 143555 Attached
7	1 ea	CASH REGISTER STAND Duke Manufacturing Model No. TCS-30PG Thurmaduke™ Cashier Stand, mobile, 30"W, 32"D, 36"H, 16ga stainless top, 20ga paint grip steel body & partial undershelf, stainless steel tube foot rest, 5" dia. gray poly swivel casters & brakes, NSF
	4 ea	MOD-15 6" high stainless steel legs in lieu of standard casters, with stainless steel adjustable foot
	1 ea	217125 Textured Black powder coat paint finish
	1 ea	CS-DR-LK Stainless steel drawer, with lock and keys, for cashier stand
	1 ea	MOD-14-2 14ga stainless steel top, in lieu of standard, * stainless steel top T-trim & body pilaster strips *
	1 ea	MOD-12-32 Extend width of top up to 12", for a 44" or less overall top, with stainless steel fixed brackets, * extended on customer's side in lieu of tray slide *
	1 ea	CUT-OP1-G Round cutout with grommet, in counter top, for cord pass
	1 ea	MOD-SPH Special height unit - ADD, * 34" ADA countertop height *
	1 ea	E-OP2 Electric outlet, mounted in base, with galvanized junction box,

Item	Qty	Description
		duplex or single receptacle & stainless steel cover, wired to existing power source
	1 ea	CORD 6 ft. cord & plug
		NOTE: Factory Quote # 143555 Attached
8	1 ea	RANGE, 36", 4 OPEN BURNERS
		Southbend Model No. 4367C
		Ultimate Restaurant Range, gas, 36", (4) pyromax burners, standard grates, standing pilot, (1) cabinet base, 22-1/2" flue riser with shelf, stainless steel front, sides, shelf & 6" adjustable legs, 160,000 BTU, CSA, NSF (Note: Qualifies for Southbend's Service First™ Program, see Service First document for details)
	1 ea	Standard one year limited warranty (range)
	1 ea	Specify Gas Type
	1 ea	NOTE: 22.5" high flue riser, with heavy duty shelf, standard
	1 ea	Casters, 2 locking & 2 standard, in lieu of legs
9	1 ea	REACH-IN REFRIGERATOR
		U-Line Corporation Model No. UCRE455-SS71A
		U-Line by Desmon Refrigerator, Reach-In, self-contained refrigeration, two-section, (2) solid doors, 48 cu. ft., 28° F to 46° F temperature range, auto defrost, epoxy coated & sealed evaporator, includes (6) epoxy coated wire shelves, electronic digital temperature control with alarm, R290 refrigerant, 115v/60/1-ph
	1 ea	1 Year (parts & labor) / 5 year sealed system (parts), standard
	1 ea	ULA81040300 Caster Kit
	1 ea	ULA80110300 Light Kit
10	1 ea	REACH-IN FREEZER
		U-Line Corporation Model No. UCFZ455-SS71A
		U-Line by Desmon Freezer, Reach-In, self-contained refrigeration, two-section, (2) solid doors, 48 cu. ft., 14° F to -13° F temperature range, auto defrost, epoxy coated & sealed evaporator, includes (6) epoxy coated wire shelves, LED lighting, electronic digital temperature control with alarm, R290 refrigerant, 115v/60/1-ph
	1 ea	1 Year (parts & labor) / 5 year sealed system (parts), standard
	1 ea	ULA81040300 Caster Kit
	1 ea	ULA80110300 Light Kit
11	1 ea	CONVECTION STEAMER, GAS
		Market Forge Model No. ETP-10G
		ECO-TECH™ PLUS Convection Steamer, floor model, gas, (2) compartments, (5) 12" x 20" x 2-1/2" pan capacity, atmospheric steamer, self contained water filter, automatic water fill, individually controlled by power switch, 60 minute timer, (4) flanged feet, stainless steel interior & exterior, 84,000 BTU, ENERGY STAR®
	1 ea	Standard (1) one year parts & labor warranty, equipment only

Item	Qty	Description
	1 ea	Gas type to be specified
	1 ea	120v/60/1-ph, 2.0 amps, standard

- 12 1 ea **CONVECTION OVEN, GAS**
 Blodgett Model No. DFG-100 DBL

 Convection Oven, gas, double-deck, standard depth, capacity (5) 18" x 26" pans per compartment, (SSD) solid state digital controls, 2-speed fans, interior light, simultaneous operated doors with glass, stainless steel front, sides & top, 6" stainless steel legs, flue connector, (2) 1/2 HP, 55,000 BTU each, cETL, NSF, CE
- 1 ea 3 year parts, 2 year labor and 2 additional year door warranty (parts only), standard
 - 1 ea Gas type to be determined
 - 2 ea 115v/60/1-ph, 6.0 amps, 1/2 hp, 2-wire with ground, NEMA 5-15P (per deck), standard
 - 1 ea SSD Top Oven: Solid State digital with Pulse Plus® and Cook & Hold, standard
 - 1 ea SSD Bottom Oven: Solid State digital with Pulse Plus® and Cook & Hold, standard
 - 1 ea Draft diverter
 - 1 st 6" legs, adjustable, stainless steel (set), standard

NOTE: IT IS THE RESPONSIBILITY OF THE DEALER TO VERIFY ALL MEASUREMENTS, DIRECTION OF OPERATION, VOLTAGES AND UTILITY SPECIFICATIONS PRIOR TO ORDERING.

NOTE: EQUIPMENT NOT SHOWN ON THIS QUOTATION WILL NOT BE INCLUDED.

NOTE: PLEASE VERIFY CORRECT QUANTITIES PER SPECS AND DRAWINGS.

Acceptance:

Printed Name:



Project Grand Total:

Quote

02/02/2023

Project:
Calcasieu Parish Bid 2023

From:
Lafayette Restaurant Supply
Scott Spurlock
1103 Hugh Wallis Rd South
Lafayette , LA 70508
337-235-4534

Item	Qty	Description	Sell	Sell Total
1	1 ea	FLATWARE & TRAY CART  Duke Manufacturing Model No. TTS-32PG Thurmaduke™ Tray Stand Unit, mobile, 32"W x 31"D x 42"H, 16 gauge stainless steel top, tray surface 18" high, 16 gauge stainless steel utensil tower 28" x 10", 20 gauge paint grip steel body & undershelf, 5" dia. gray poly swivel casters & brakes, NSF Dimensions 42(h) x 32(w) x 31(d) 1 ea 217125 Textured Black powder coat paint finish 1 ea T71 Silverware dispenser, (7) utensil cylinders in stainless steel holder, 21-5/8"W x 9-3/4"D x 7-1/4"H, with 5" deep perforated white plastic cups 1 ea MOD-SPH Special height unit - ADD NOTE: Factory Quote # 143555 Attached Class 150 Weight: 172 lbs total	\$3,665.00	\$3,665.00
			ITEM TOTAL:	\$3,665.00
2	1 ea	SERVING COUNTER, UTILITY  Duke Manufacturing Model No. TST-18PG Thurmaduke™ Solid Top Unit, utility counter, 18"W x 32"D x 36"H, stainless steel top, 20ga paint grip steel body & undershelves, NSF Dimensions 36(h) x 18(w) x 32(d) 4 ea MOD-15 6" high stainless steel legs in lieu of standard casters, with stainless steel adjustable foot 1 ea 217125 Textured Black powder coat paint finish 1 ea MOD-14-1 14ga stainless steel top, in lieu of standard, * stainless steel top T-trim & body pilaster strips * 1 ea MOD-12-18 Extend width of top up to 12", for a 44" or less overall top, with stainless steel fixed brackets, * extended on customer's side in lieu of tray slide * 1 ea 445-1S-HD-OP Cutting Board/Shelf , operator's side, 10"D, 18ga stainless steel shelf, (2) hinged brackets, shelf mounted flush to counter top	\$6,881.00	\$6,881.00

Item	Qty	Description	Sell	Sell Total
	1 ea	MOD-SPH Special height unit - ADD, * 34" ADA countertop height *		
	1 ea	329-PG-1L Single door, no lock, left hand hinge, paint grip steel, powder coated to match body, magnetic catch, and recessed stainless steel pull		
	1 ea	CUSTOM Electric load center, panel box & cover, circuit breakers & panel schedule, mounted in base & receptacles wired , 120/208 volt, 60 cycle, 1 phase, 7.2KW, 35 amps, direct wired		
		NOTE: Factory Quote # 143555 Attached		
Class 150		Weight: 233 lbs total		

ITEM TOTAL: \$6,881.00

3	1 ea	SERVING COUNTER, UTILITY	\$14,164.00	\$14,164.00
---	------	---------------------------------	-------------	-------------




- Duke Manufacturing Model No. TST-46PG
Thurmaduke™ Solid Top Unit, utility counter, 46"W x 32"D x 36"H,
stainless steel top, 20ga paint grip steel body & undershelves, NSF
Dimensions 36(h) x 46(w) x 32(d)
- 4 ea MOD-15 6" high stainless steel legs in lieu of standard casters, with
stainless steel adjustable foot
 - 1 ea 217125 Textured Black powder coat paint finish
 - 1 ea MOD-14-3 14ga stainless steel top, in lieu of standard,
* stainless steel top T-trim & body pilaster strips *
 - 1 ea MOD-12-46 Extend width of top up to 12", for a 44" or less overall top,
with stainless steel fixed brackets,
* extended on customer's side in lieu of tray slide *
 - 1 ea CUT-OP3 Rectangular cutout with reinforced edges, in counter top, for
drop-in unit
 - 1 ea 445-3S-HD-OP Cutting Board/Shelf , operator's side, 10"D, 18ga
stainless steel shelf, (2) hinged brackets, shelf mounted flush to
counter top
 - 1 ea MOD-SPH Special height unit - ADD,
* 34" ADA countertop height *
 - 1 ea TS482-46 Contemporary Food Shield, 45-1/2"W x 18-1/2"D x 20-1/8"H,
self-service, single shelf, sloped fixed guard with fixed end closures,
3/8" glass overself & guard with 1/4" glass ends (tempered with
polished rounded edges), Ø 1" tube posts, stainless steel finish posts
mounted through countertop with mounting flange
 - 1 ea TS400LED-3 LED light under shelf & wired to base, 120v/60/1-ph (this
may require cord & plug option)
 - 1 ea CORD 6 ft. cord & plug
 - 1 ea CUSTOM Stainless steel control panel, cutouts in apron/rail, switches
mounted & wired
 - 1 ea RFT2-SB Recessed Frost Top standard body drop-in unit, 39"W x 29"D,
fits (2) 18 x 26" pan per shelf, programmable color touch screen


Item	Qty	Description	Sell	Sell Total
		control, stainless steel body and shelves, self contained refrigeration, 120v/60/1-ph, 8.0 Amps, NEMA 5-15P		
	1 ea	E-OP2 Electric outlet, mounted in base, with galvanized junction box, duplex or single receptacle & stainless steel cover, wired to existing power source		
	1 ea	CUSTOM Stainless steel wire chase & removable cover, mounted in base and wired		
		NOTE: Factory Quote # 143555 Attached		
Class 150		Weight: 755 lbs total		


ITEM TOTAL: \$14,164.00

4	1 ea	HOT FOOD SERVING COUNTER / TABLE	\$13,343.00	\$13,343.00
		Duke Manufacturing Model No. TEHF-60PG		
		Thurmaduke™ Hot Food Unit, electric, 60"W x 32"D x 36"H, stainless steel top, (4) stainless steel heat wells, drains, copper manifolds, (1) valve, thermostats, dish shelf, 20ga paint grip steel body & undershelf, 6 ft cord with plug, cULus, UL EPH Classified (NOTE: Electric values & plug configurations change for 3 phase or when adding electric options - Contact Factory for more info)		
		Dimensions 36(h) x 60(w) x 32(d)		
	1 ea	TEHF60-208-1 208v/60/1-ph, 3600 watts, 17.3 amps		
	4 ea	MOD-15 6" high stainless steel legs in lieu of standard casters, with stainless steel adjustable foot		
	1 ea	217125 Textured Black powder coat paint finish		
	1 ea	MOD-14-4 14ga stainless steel top, in lieu of standard, * stainless steel top T-trim & body pilaster strips *		
	1 ea	MOD-12-60 Extend width of top up to 12", for a 44" or less overall top, with stainless steel fixed brackets, * extended on customer's side in lieu of tray slide *		
	1 ea	445-4S-HD-OP Cutting Board/Shelf , operator's side, 10"D, 18ga stainless steel shelf, (3) hinged brackets, shelf mounted flush to counter top		
	1 ea	MOD-SPH Special height unit - ADD, * 34" ADA countertop height *		
	1 ea	TS482-60 Contemporary Food Shield, 59-1/2"W x 18-1/2"D x 20-1/8"H, self-service, single shelf, sloped fixed guard with fixed end closures, 3/8" glass overshelf & guard with 1/4" glass ends (tempered with polished rounded edges), Ø 1" tube posts, stainless steel finish posts mounted through countertop with mounting flange		
	1 ea	TS400LED-4 LED light under shelf & wired to base, 120v/60/1-ph (this may require cord & plug option)		
	1 ea	CORD 6 ft. cord & plug		
	2 ea	E-OP2 Electric outlet, mounted in base, with galvanized junction box, duplex or single receptacle & stainless steel cover, wired to existing power source		




Item	Qty	Description	Sell	Sell Total
	1 ea	CUSTOM Stainless steel wire chase & removable cover, mounted in base and wired		
		NOTE: Factory Quote # 143555 Attached		
Class 100		Weight: 533 lbs total		
			ITEM TOTAL:	\$13,343.00
5	1 ea	SERVING COUNTER, UTILITY Duke Manufacturing Model No. TST-46PG Thurmaduke™ Solid Top Unit, utility counter, 46"W x 32"D x 36"H, stainless steel top, 20ga paint grip steel body & undershelves, NSF Dimensions 36(h) x 46(w) x 32(d)	\$14,164.00	\$14,164.00
				
	4 ea	MOD-15 6" high stainless steel legs in lieu of standard casters, with stainless steel adjustable foot		
	1 ea	217125 Textured Black powder coat paint finish		
	1 ea	MOD-14-3 14ga stainless steel top, in lieu of standard, * stainless steel top T-trim & body pilaster strips *		
	1 ea	MOD-12-46 Extend width of top up to 12", for a 44" or less overall top, with stainless steel fixed brackets, * extended on customer's side in lieu of tray slide *		
	1 ea	CUT-OP3 Rectangular cutout with reinforced edges, in counter top, for drop-in unit		
	1 ea	445-3S-HD-OP Cutting Board/Shelf , operator's side, 10"D, 18ga stainless steel shelf, (2) hinged brackets, shelf mounted flush to counter top		
	1 ea	MOD-SPH Special height unit - ADD, * 34" ADA countertop height *		
	1 ea	TS482-46 Contemporary Food Shield, 45-1/2"W x 18-1/2"D x 20-1/8"H, self-service, single shelf, sloped fixed guard with fixed end closures, 3/8" glass overshell & guard with 1/4" glass ends (tempered with polished rounded edges), Ø 1" tube posts, stainless steel finish posts mounted through countertop with mounting flange		
	1 ea	TS400LED-3 LED light under shelf & wired to base, 120v/60/1-ph (this may require cord & plug option)		
	1 ea	CORD 6 ft. cord & plug		
	1 ea	CUSTOM Stainless steel control panel, cutouts in apron/rail, switches mounted & wired		
	1 ea	RFT2-SB Recessed Frost Top standard body drop-in unit, 39"W x 29"D, fits (2) 18 x 26" pan per shelf, programmable color touch screen control, stainless steel body and shelves, self contained refrigeration, 120v/60/1-ph, 8.0 Amps, NEMA 5-15P		
	1 ea	E-OP2 Electric outlet, mounted in base, with galvanized junction box, duplex or single receptacle & stainless steel cover, wired to existing power source		
	1 ea	CUSTOM Stainless steel wire chase & removable cover, mounted in		

Item	Qty	Description	Sell	Sell Total
		base and wired NOTE: Factory Quote # 143555 Attached		
	Class 150	Weight: 755 lbs total		
			ITEM TOTAL:	\$14,164.00
6	1 ea	SERVING COUNTER, UTILITY Duke Manufacturing Model No. TST-46PG Thurmaduke™ Solid Top Unit, utility counter, 46"W x 32"D x 36"H, stainless steel top, 20ga paint grip steel body & undershelves, NSF Dimensions 36(h) x 46(w) x 32(d)	\$5,177.00	\$5,177.00
				
	4 ea	MOD-15 6" high stainless steel legs in lieu of standard casters, with stainless steel adjustable foot		
	1 ea	217125 Textured Black powder coat paint finish		
	1 ea	MOD-14-3 14ga stainless steel top, in lieu of standard, * stainless steel top T-trim & body pilaster strips *		
	1 ea	MOD-12-46 Extend width of top up to 12", for a 44" or less overall top, with stainless steel fixed brackets, * extended on customer's side in lieu of tray slide *		
	1 ea	445-3S-HD-OP Cutting Board/Shelf , operator's side, 10"D, 18ga stainless steel shelf, (2) hinged brackets, shelf mounted flush to counter top		
	1 ea	MOD-SPH Special height unit - ADD, * 34" ADA countertop height *		
	1 ea	TDST-X-1 For special length not listed (maximum one-piece length of 88"): To next longer standard unit price...ADD (for TST models), * 36" long *		
	1 ea	CUSTOM Stainless steel wire chase & removable cover, mounted in base and wired NOTE: Factory Quote # 143555 Attached		
	Class 150	Weight: 352 lbs total		
			ITEM TOTAL:	\$5,177.00

7	1 ea	CASH REGISTER STAND Duke Manufacturing Model No. TCS-30PG Thurmaduke™ Cashier Stand, mobile, 30"W, 32"D, 36"H, 16ga stainless top, 20ga paint grip steel body & partial undershelf, stainless steel tube foot rest, 5" dia. gray poly swivel casters & brakes, NSF Dimensions 36(h) x 30(w) x 32(d)	\$4,006.00	\$4,006.00
				

- 4 ea MOD-15 6" high stainless steel legs in lieu of standard casters, with stainless steel adjustable foot
- 1 ea 217125 Textured Black powder coat paint finish
- 1 ea CS-DR-LK Stainless steel drawer, with lock and keys, for cashier stand
- 1 ea MOD-14-2 14ga stainless steel top, in lieu of standard,
* stainless steel top T-trim & body pilaster strips *

Item	Qty	Description	Sell	Sell Total
	1 ea	MOD-12-32 Extend width of top up to 12", for a 44" or less overall top, with stainless steel fixed brackets, * extended on customer's side in lieu of tray slide *		
	1 ea	CUT-OP1-G Round cutout with grommet, in counter top, for cord pass		
	1 ea	MOD-SPH Special height unit - ADD, * 34" ADA countertop height *		
	1 ea	E-OP2 Electric outlet, mounted in base, with galvanized junction box, duplex or single receptacle & stainless steel cover, wired to existing power source		
	1 ea	CORD 6 ft. cord & plug		
		NOTE: Factory Quote # 143555 Attached		
	Class 150	Weight: 257 lbs total		
			ITEM TOTAL:	\$4,006.00
8	1 ea	RANGE, 36", 4 OPEN BURNERS	\$6,900.00	\$6,900.00
		Southbend Model No. 4367C Ultimate Restaurant Range, gas, 36", (4) pyromax burners, standard grates, standing pilot, (1) cabinet base, 22-1/2" flue riser with shelf, stainless steel front, sides, shelf & 6" adjustable legs, 160,000 BTU, CSA, NSF (Note: Qualifies for Southbend's Service First™ Program, see Service First document for details) Dimensions 59.5(h) x 36.5(w) x 34(d)		
	1 ea	Standard one year limited warranty (range)		
	1 ea	Specify Gas Type		
	1 ea	NOTE: 22.5" high flue riser, with heavy duty shelf, standard		
	1 ea	Castors, 2 locking & 2 standard, in lieu of legs		
	Class 92.5	Weight: 660 lbs total		
			ITEM TOTAL:	\$6,900.00
9	1 ea	REACH-IN REFRIGERATOR	\$6,173.00	\$6,173.00
		U-Line Corporation Model No. UCRE455-SS71A U-Line by Desmon Refrigerator, Reach-In, self-contained refrigeration, two-section, (2) solid doors, 48 cu. ft., 28° F to 46° F temperature range, auto defrost, epoxy coated & sealed evaporator, includes (6) epoxy coated wire shelves, electronic digital temperature control with alarm, R290 refrigerant, 115v/60/1-ph Dimensions 83.47(h) x 55.13(w) x 31.5(d)		
	1 ea	1 Year (parts & labor) / 5 year sealed system (parts), standard		
	1 ea	ULA81040300 Caster Kit		
	1 ea	ULA80110300 Light Kit		
		Weight: 398.2 lbs total		
			ITEM TOTAL:	\$6,173.00
10	1 ea	REACH-IN FREEZER	\$6,787.00	\$6,787.00

Item	Qty	Description	Sell	Sell Total
		U-Line Corporation Model No. UCFZ455-SS71A U-Line by Desmon Freezer, Reach-In, self-contained refrigeration, two-section, (2) solid doors, 48 cu. ft., 14° F to -13° F temperature range, auto defrost, epoxy coated & sealed evaporator, includes (6) epoxy coated wire shelves, LED lighting, electronic digital temperature control with alarm, R290 refrigerant, 115v/60/1-ph Dimensions 82.28(h) x 55.13(w) x 31.5(d)		
	1 ea	1 Year (parts & labor) / 5 year sealed system (parts), standard		
	1 ea	ULA81040300 Caster Kit		
	1 ea	ULA80110300 Light Kit		
		Weight: 420.2 lbs total		
			ITEM TOTAL:	\$6,787.00
11	1 ea	CONVECTION STEAMER, GAS Market Forge Model No. ETP-10G ECO-TECH™ PLUS Convection Steamer, floor model, gas, (2) compartments, (5) 12" x 20" x 2-1/2" pan capacity, atmospheric steamer, self contained water filter, automatic water fill, individually controlled by power switch, 60 minute timer, (4) flanged feet, stainless steel interior & exterior, 84,000 BTU, ENERGY STAR® Dimensions 76.25(h) x 24(w) x 33(d)	\$30,741.00	\$30,741.00
	1 ea	Standard (1) one year parts & labor warranty, equipment only		
	1 ea	Gas type to be specified		
	1 ea	120v/60/1-ph, 2.0 amps, standard		
	Class 77.5	Weight: 525 lbs total		
			ITEM TOTAL:	\$30,741.00
12	1 ea	CONVECTION OVEN, GAS Blodgett Model No. DFG-100 DBL Convection Oven, gas, double-deck, standard depth, capacity (5) 18" x 26" pans per compartment, (SSD) solid state digital controls, 2-speed fans, interior light, simultaneous operated doors with glass, stainless steel front, sides & top, 6" stainless steel legs, flue connector, (2) 1/2 HP, 55,000 BTU each, cETL, NSF, CE Dimensions 70.63(h) x 38.25(w) x 36.88(d)	\$16,400.00	\$16,400.00
	1 ea	3 year parts, 2 year labor and 2 additional year door warranty (parts only), standard		
	1 ea	Gas type to be determined		
	2 ea	115v/60/1-ph, 6.0 amps, 1/2 hp, 2-wire with ground, NEMA 5-15P (per deck), standard		
	1 ea	SSD Top Oven: Solid State digital with Pulse Plus® and Cook & Hold, standard		
	1 ea	SSD Bottom Oven: Solid State digital with Pulse Plus® and Cook & Hold, standard		
	1 ea	Draft diverter		
	1 st	6" legs, adjustable, stainless steel (set), standard		

Item	Qty	Description	Sell	Sell Total
	Class 92.5	Weight: 1295 lbs total		
			ITEM TOTAL:	\$16,400.00
A	1 ea	WALK-IN COOLER / FREEZER	\$93,900.00	\$93,900.00
		Thermo-Kool Model No. CUSTOM		
		Walk-in Cooler / Freezer at SP Arnett Middle School - per bid specs.		
			ITEM TOTAL:	\$93,900.00
		Total		\$222,301.00

Acceptance: _____ Date: _____

Printed Name: _____