

LEDHBRN-PRM

100-240W Premium
Round LED High Bay

Project:	
Type:	
Catalog #:	

STANDARD



The LEDHBRN is a premium round LED high bay luminaire. It is designed to illuminate a wide variety of settings including commercial, industrial & retail settings such as warehouses, manufacturing plants, sporting venues and big-box retailers. With a die cast aluminum housing and clear glass lens, the LEDHBRN provides durability and high performance. High-efficacy, long-life LEDs provide both energy and maintenance cost savings compared to traditional, HID high bays.


FEATURES

- Available in 4000k (neutral white) and 5000k (cool white) color temperatures.*
- Long-life LEDs provide 141,000 hours of operation with at least 70% of initial lumen output (L_{70}).^{**}
- LEDHBRN100-PRM provides 13,961 lumens (140 lumens per watt, LPW) at 4000k, and 13,950 lumens (140 LPW) at 5000k.*
- LEDHBRN150-PRM provides 20,799 lumens (139 LPW) at 4000k, and 20,624 lumens (137 LPW) at 5000k.*
- LEDHBRN200-PRM provides 27,415 lumens (137 LPW) at 4000k, and 27,169 lumens (136 LPW) at 5000k.*
- LEDHBRN240-PRM provides 32,727 lumens (137 LPW) at 4000k, and 32,250 lumens (135 LPW) at 5000k.*
- Universal 120-277 AC voltage (50-60Hz) is standard.
- 0-10vdc dimming drivers are standard.
- Watertight, compression-type electrical connectors.
- Mounting options include suspension from pre-installed mounting hook, yoke mounting, and attachment to electrical conduit.
- Optional wet-location junction box & bracket (LEDHBRN-JBOX-PRM) simplifies wiring connections in wet locations.
- Optional, IP65 Merrytek occupancy sensor and junction box assembly (LEDHBRN-OSJBOX-PRM) provides a fully-wired luminaire and control package.
- Power factor > 0.90.
- Total harmonic distortion < 20%.
- Color rendering index > 80.
- Painted die cast aluminum housing.
- Easy installation in new construction or retrofit.

* Contact factory for other color temperatures and lumen packages.

^{**} L_{70} hours are IES TM-21-11 calculated hours.

Shown with
optional
occupancy
sensor



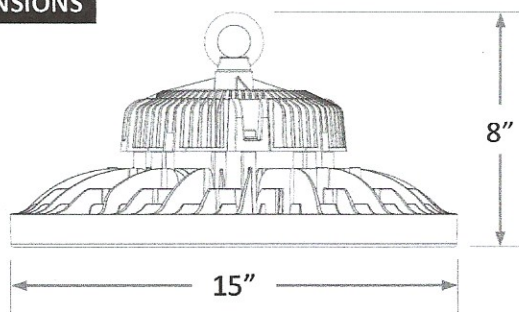
WARRANTY & LISTINGS

- cULus listed for wet locations in ambient temperatures from:
 - 100W & 150W: -20°C to 55°C (-4°F to 131°F).
 - 200W & 240W: -20°C to 50°C (-4°F to 122°F).
- IP65 rated for ingress protection.
- DLC premium approved.
- Flicker-free per IEEE1789-2015 (no observable adverse effects of flicker at 100% light output level).
- Complies with FCC Part 15, class B.
- Complies with EN61000-4-5, surge immunity protection (4kV).
- 5-year warranty of all electronics and housing.

MOUNTING OPTIONS

- Suspension from pre-installed mounting hook (cast iron M10 eyebolt) with locking set screw is standard.
- Ceiling-mounted installation (using optional yoke mounting bracket, LEDHBRN-YOKE-PRM) provides up to 100° of adjustability.
- Two ways to mount luminaire to electrical conduit:
 - Attach conduit (½" NPS) to optional yoke mounting bracket (LEDHBRN-YOKE-PRM).
 - Optional snap hook (LEDHBRN-PSH-PRM) attaches to electrical conduit (¾" NPS).

DIMENSIONS



Weight: 10.1 – 11.9 lbs.

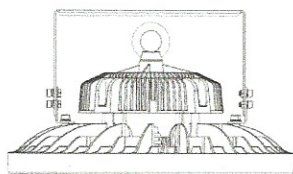
ORDERING INFORMATION

Example: LEDHBRN100-4K-PRM + LEDHBRN-PSH-PRM + LEDHBRN-OSJBOX-PRM

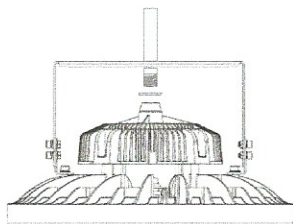
Model	Luminaire Watts	Luminaire Lumens	Lumens Per Watt	Color Temperature	Options (Order Separately)
LEDHBRN100	100	13,961 13,950	140 140	4K-PRM = 4000k 5K-PRM = 5000k	LEDHBRN-PSH-PRM = Snap hook
LEDHBRN150	150	20,799 20,624	139 137	4K-PRM = 4000k 5K-PRM = 5000k	LEDHBRN-YOKE-PRM = Yoke mount bracket
LEDHBRN200	200	27,415 27,169	137 136	4K-PRM = 4000k 5K-PRM = 5000k	LEDHBRN-JBOX-PRM = Junction box & mounting bracket
LEDHBRN240	239	32,727 32,250	137 135	4K-PRM = 4000k 5K-PRM = 5000k	LEDHBRN-OSJBOX-PRM = Merrytek IP65, microwave occupancy sensor, junction box & mounting bracket

LEDHBRN-PRM 100-240W Premium Round LED High Bay

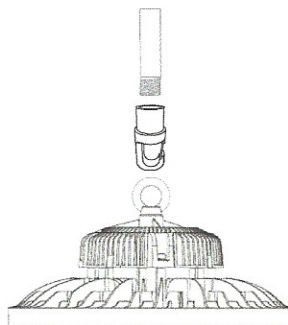
MOUNTING OPTIONS



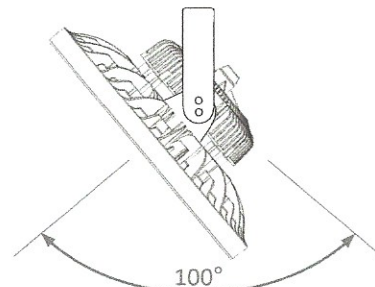
**Ceiling-Mounted
(LEDHBRN-YOKE-PRM)**



**1/2" Conduit-Mounted
(LEDHBRN-YOKE-PRM)**



**3/4" Conduit-Mounted
(LEDHBRN-PSH-PRM)**



Adjustable

ELECTRICAL DATA

Model	Color Temp.	CRI ¹	Luminaire Lumens	Luminaire Watts	Lumens/Watt	Input Voltage ²	Input Current (A)			Power Factor	THD ³	L ₇₀ Hours ⁴
							120V	240V	277V			
LEDHBRN100-4K-PRM	4000k	>80	13,961	100	140	120-277	0.83	0.42	0.36	>90%	<20%	141,000
LEDHBRN100-5K-PRM	5000k	>80	13,950	100	140	120-277	0.83	0.42	0.36	>90%	<20%	141,000
LEDHBRN150-4K-PRM	4000k	>80	20,799	150	139	120-277	1.25	0.63	0.54	>90%	<20%	141,000
LEDHBRN150-5K-PRM	5000k	>80	20,624	150	137	120-277	1.25	0.63	0.54	>90%	<20%	141,000
LEDHBRN200-4K-PRM	4000k	>80	27,415	200	137	120-277	1.67	0.83	0.72	>90%	<20%	141,000
LEDHBRN200-5K-PRM	5000k	>80	27,169	200	136	120-277	1.67	0.83	0.72	>90%	<20%	141,000
LEDHBRN240-4K-PRM	4000k	>80	32,727	239	137	120-277	1.99	1.00	0.86	>90%	<20%	141,000
LEDHBRN240-5K-PRM	5000k	>80	32,250	239	135	120-277	1.99	1.00	0.86	>90%	<20%	141,000

¹ Color rendering index.

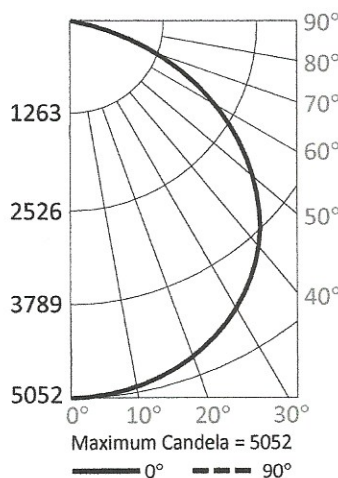
² All 50-60Hz.

³ Total harmonic distortion.

⁴ L₇₀ refers to the number of hours at which lumen output declines to 70% of the initial level. L₇₀ hours are IES TM-21-11 calculated hours.

PHOTOMETRIC DATA

LEDHBRN100-4K-PRM (13,961 Lumens)



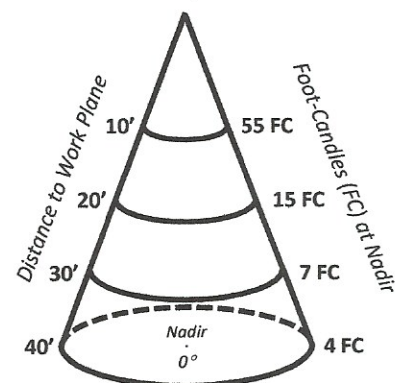
Candlepower Summary

	0°	90°
0°	5,052	5,052
10°	4,985	5,000
20°	4,781	4,772
30°	4,412	4,421
40°	3,886	3,886
50°	3,120	3,118
60°	2,086	2,115
70°	974	1,036
80°	132	179
90°	2	2

Zonal Lumen Summary

Zone	Lumens	% Fixture
0° - 10°	483	3.5%
0° - 20°	1,879	13.5%
0° - 30°	4,026	28.8%
0° - 40°	6,657	47.7%
0° - 50°	9,415	67.4%
0° - 60°	11,765	84.3%
0° - 70°	13,319	95.4%
0° - 80°	13,881	99.4%
0° - 90°	13,921	99.7%
90° - 180°	40	0.3%
0° - 180°	13,961	100.0%

Cone of Light

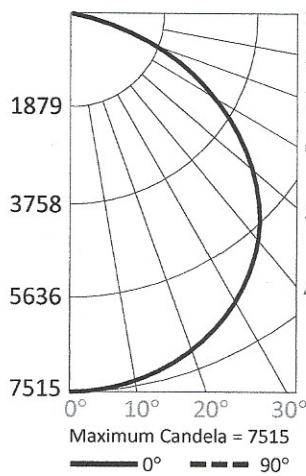


LEDHBRN-PRM

100-240W Premium
Round LED High Bay

PHOTOMETRIC DATA

LEDHBRN150-4K-PRM (20,799 Lumens)



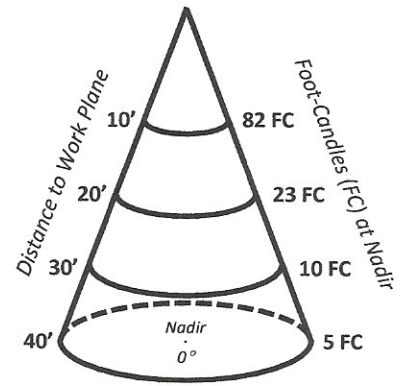
Candlepower Summary

	0°	90°
0°	7,515	7,515
10°	7,420	7,437
20°	7,113	7,103
30°	6,586	6,561
40°	5,780	5,768
50°	4,609	4,664
60°	3,111	3,142
70°	1,456	1,545
80°	204	270
90°	2	2

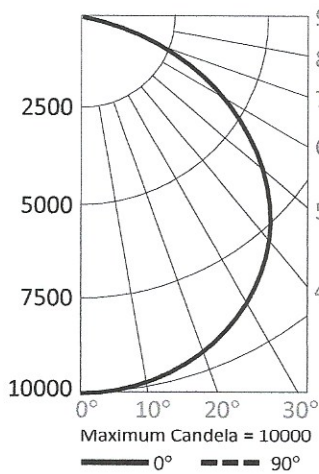
Zonal Lumen Summary

Zone	Lumens	% Fixture
0° - 10°	722	3.5%
0° - 20°	2,806	13.5%
0° - 30°	6,011	28.9%
0° - 40°	9,935	47.8%
0° - 50°	14,037	67.5%
0° - 60°	17,535	84.3%
0° - 70°	19,840	95.4%
0° - 80°	20,678	99.4%
0° - 90°	20,739	99.7%
90° - 180°	60	0.3%
0° - 180°	20,799	100.0%

Cone of Light



LEDHBRN200-4K-PRM (27,415 Lumens)



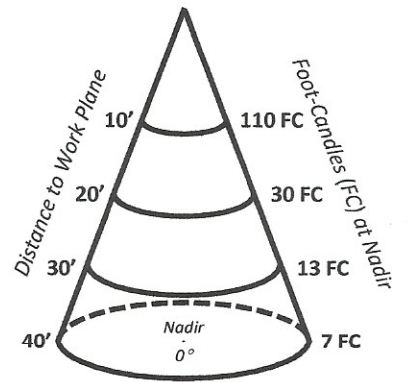
Candlepower Summary

	0°	90°
0°	10,000	10,000
10°	9,876	9,868
20°	9,470	9,450
30°	8,755	8,749
40°	7,713	7,708
50°	6,329	6,326
60°	4,327	4,341
70°	2,155	2,217
80°	380	447
90°	4	4

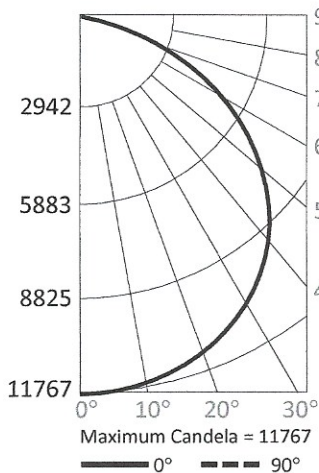
Zonal Lumen Summary

Zone	Lumens	% Fixture
0° - 10°	936	3.4%
0° - 20°	3,639	13.3%
0° - 30°	7,796	28.4%
0° - 40°	12,889	47.0%
0° - 50°	18,235	66.5%
0° - 60°	22,883	83.5%
0° - 70°	26,017	94.9%
0° - 80°	27,235	99.3%
0° - 90°	27,335	99.7%
90° - 180°	80	0.3%
0° - 180°	27,415	100.0%

Cone of Light



LEDHBRN240-4K-PRM (32,727 Lumens)



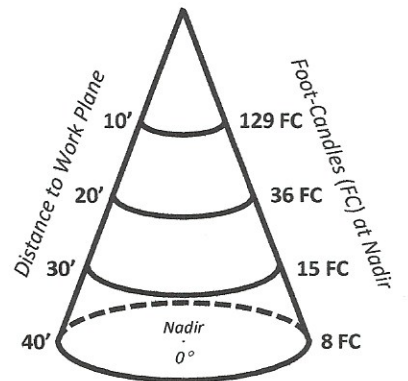
Candlepower Summary

	0°	90°
0°	11,767	11,767
10°	11,631	11,615
20°	11,153	11,131
30°	10,309	10,290
40°	9,088	9,053
50°	7,455	7,426
60°	5,104	5,112
70°	2,567	2,607
80°	449	520
90°	5	5

Zonal Lumen Summary

Zone	Lumens	% Fixture
0° - 10°	1,116	3.4%
0° - 20°	4,337	13.3%
0° - 30°	9,290	28.4%
0° - 40°	15,357	46.9%
0° - 50°	21,722	66.4%
0° - 60°	27,284	83.4%
0° - 70°	31,042	94.9%
0° - 80°	32,512	99.3%
0° - 90°	32,631	99.7%
90° - 180°	96	0.3%
0° - 180°	32,727	100.0%

Cone of Light

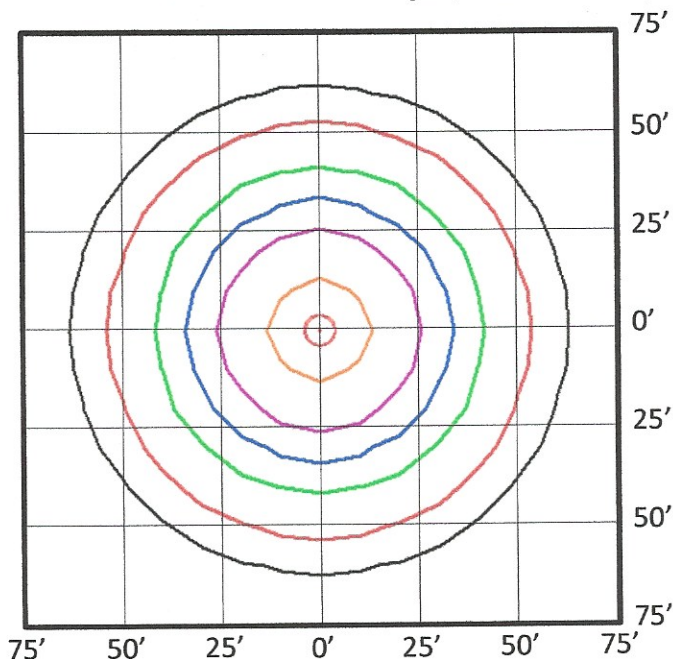


LEDHBRSN-PRM

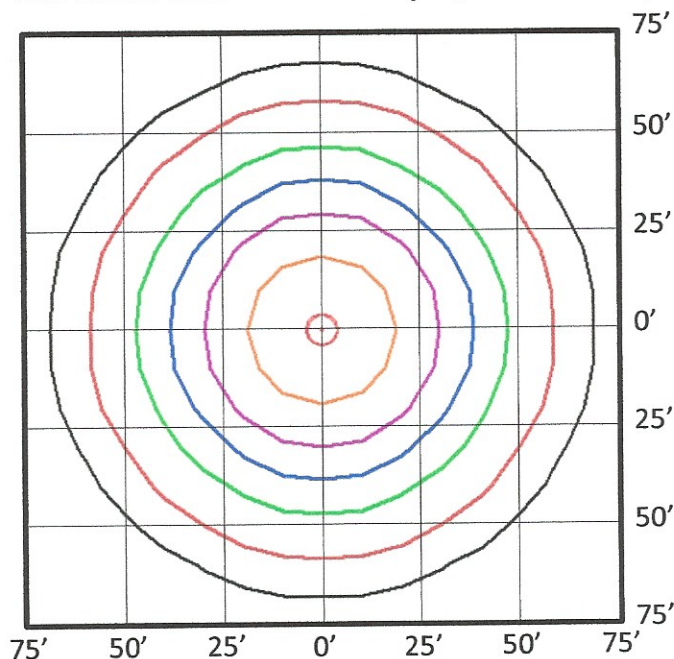
100-240W Premium
Round LED High Bay

PHOTOMETRIC DATA

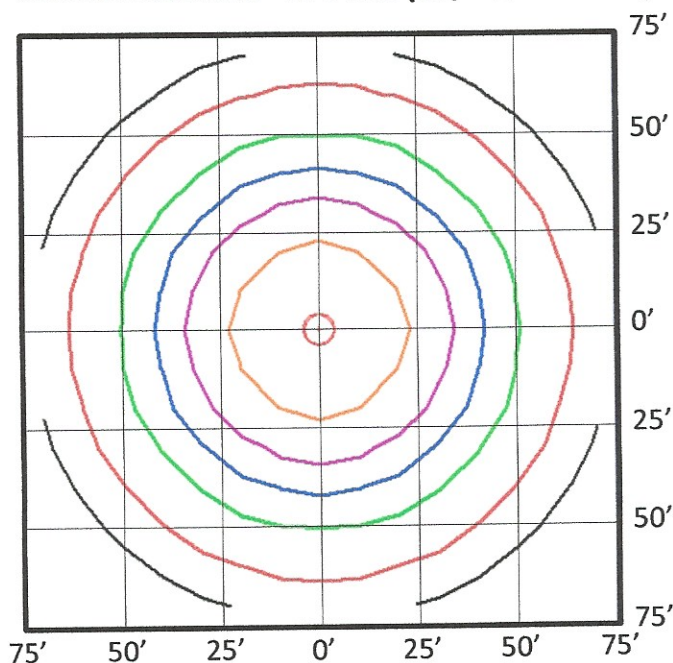
LEDHBRSN100W-4K-PRM (13,961 Lumens)



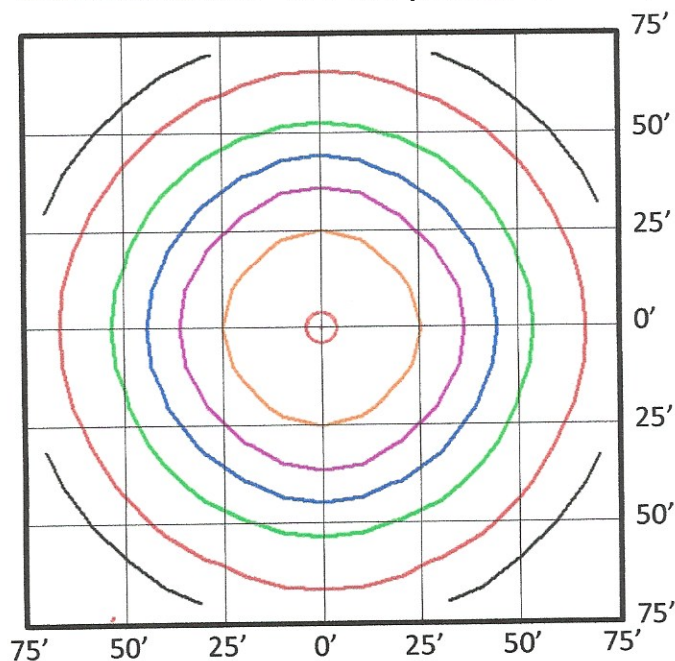
LEDHBRSN150W-4K-PRM (20,799 Lumens)




LEDHBRSN200W-4K-PRM (27,415 Lumens)



LEDHBRSN240W-4K-PRM (32,727 Lumens)



Foot Candles



Notes:

- Isofootcandle plots depict initial footcandles at grade.
- Gridlines represent units of mounting height of 25 feet.