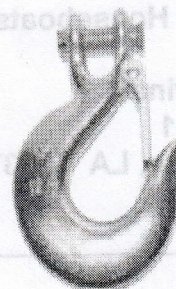
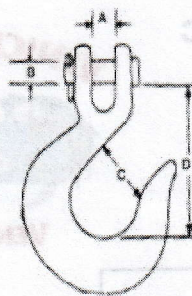
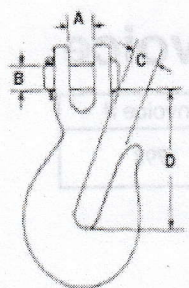


# Chain Hooks



## Clevis Grab Hooks – Grade 43

ITEM#	Size in inches	Working Load Limit in Pounds	Approx. Wt. Each in Pounds	Dimension in Inches			
				A	B	C	D
CH14CGG4	1/4	2,600	.40	.32	.31	.34	1.64
CH516CGG4	5/16	3,900	.78	.39	.38	.44	2.02
CH38CGG4	3/8	5,400	1.04	.45	.44	.50	2.41
CH12CGG4	1/2	9,200	2.14	.75	.63	.66	3.19

## Clevis Slip Hooks – Grade 43

ITEM#	Size in inches	Working Load Limit in Pounds	Approx. Wt. Each in Pounds	Dimension in Inches			
				A	B	C	D
CH14CSLG4	1/4	1,950	.55	.44	.38	.94	2.56
CH516CSLG4	5/16	2,875	.80	.50	.44	1.06	2.87
CH38CSLG4	3/8	4,000	1.14	.59	.47	1.31	3.25
CH12CSLG4	1/2	6,500	2.88	.75	.63	1.69	4.00

## Clevis Grab Hooks – Grade 70

ITEM#	Size in inches	Working Load Limit in Pounds	Approx. Wt. Each in Pounds	Dimension in Inches			
				A	B	C	D
CH14CGG7	1/4	3,500	.40	.32	.31	.34	1.64
CH516CGG7	5/16	5,400	.78	.39	.38	.44	2.02
CH38CGG7	3/8	7,100	.98	.45	.44	.50	2.41
CH12CGG7	1/2	12,000	2.06	.75	.63	.66	3.19
CH58CGG7	5/8	18,100	4.05	.91	.75	.78	4.09

## Clevis Slip Hooks – Grade 70

ITEM#	Size in inches	Working Load Limit in Pounds	Approx. Wt. Each in Pounds	Dimension in Inches			
				A	B	C	D
CH14CSLG7	1/4	2,750	.52	.44	.38	.94	2.56
CH516CSLG7	5/16	4,300	.79	.50	.44	1.06	2.87
CH38CSLG7	3/8	5,250	1.18	.59	.47	1.31	3.25
CH12CSLG7	1/2	9,000	2.74	.75	.63	1.69	4.00
CH58CSLG7	5/8	13,500	4.79	.91	.75	2.00	4.94

Forged Alloy Steel • Not for overhead lifting

Forged Alloy Steel • Not for overhead lifting!  
• Some hooks are available without latch

# Chain Fittings


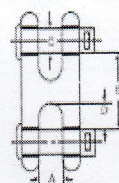
## "S" Hooks

Electro Galvanized  
• Not for overhead lifting!

ITEM#	Size in inches A	Inside Length B	Approx. Wt. Each in Pounds
SH316EG	3/16	1.81	.04
SH14EG	1/4	1.78	.07
SH516EG	5/16	2.25	.12
SH38EG	3/8	2.38	.20



- Not for load securement
- "S" Hook must be properly closed to avoid disengagement



## Twin Clevis Link – Grade 70

ITEM#	Size in inches	Working Load Limit in Pounds	Approx. Wt. Each in Pounds	Dimension in Inches			
				A	B	C	D
TCL14516	1/4-5/16	4,700	.32	.47	1.18	.38	.43
TCL38	3/8	6,600	.44	.53	1.34	.47	.48
TCL12	7/16-1/2	11,250	1.00	.65	1.75	.56	.63

Drop Forged Carbon Steel • Quenched and Tempered, with Alloy Pin  
Not for overhead lifting