

Retractable Platforms and Bleachers



SHERIDAN SEATING INC.



www.sheridanseating.com

ACTUAL SEAT TEXTURE

SHERIDAN SEATING INC.

A Green Friendly Company
Practicing ISO and P5 Industry Standards

Established in 1978 as a small, family run, gymnasium equipment manufacturer, we have grown into a vibrant, seating supplier with installations in 23 countries and counting.

Our North American market has allowed us continual year over year growth while maintaining a family business attitude.

Our rugged engineering is an industry leader. We would be pleased to take your team from the design to final product.

Bleachers & Seating

- Wall Attached Bleachers
- Recessed Bleachers
- Portable Bleachers
- Arena Seating
- Theater Seating

Safety Rails

- Center Aisle Hand Rail
- Ready Rail End Rail
- ADA Rail

Retractable Stages

- Surface Mount Stage
- Recessed Stage

Accessories

- Friction Bleacher Drive
- Portable Power Tractor (mule)
- Pendant Control
- Hydraulic Lift Cart
- Operator Handle (manual)
- Scorer's Table
- Row Lock
- Nose Mount Chair
- Deck Mount Chair (fabric)
- Deck Mount Chair (plastic)
- Semi-automatic fold down device
- Bench Seat with Backrest

SHERIDAN SEATING INC.

290 West Street South, Orillia, Ontario, Canada L3V 5G8

Phone: 705-326-7463 Fax: 705-326-0601 Email: info@sheridanseating.com

www.sheridanseating.com

www.sheridangymnasium.com



Engineered to Last and Last

Sheridan offers platform seating for use in all Multi Purpose Facilities such as arenas, performing arts centers, civic centers, theaters and casinos.

Integral power assures accurate, quiet and dependable extension and closing to maximize facility changes and to minimize time required.

Our system exceeds all systems in the industry by using a four column construction design for rugged durability and offers you a strong, safe platform with your choice of deck coverings to suit your individual needs.

We can assist you in designing your seating to obtain the maximum advantage of your space, while complying with specifications, construction differences and code requirements.

We are the World's Leading Supplier of Superior Auditorium Seating with a reputation for building bleachers and platforms to our customer's needs.

We produce custom sized platforms and bleachers. If your needs are not standard, we will accommodate you.

You will not be required to fit your facility around our designs. You can be assured that we will build our product around your design.

All seats function on the telescopic principle and when closed provide either a flat fold front or closed back.

The operation is progressive and upon closing, all rows move to the closed position providing an increase of useable floor space.

The system incorporates a locking mechanism provided by individual row locks or cylinder locks which permit securement of any row in user position, and it operates only upon the unlocking and moving of the first row.

Most components are fabricated in our own plant where they are stringently tested to ensure a safe, top quality seating system for your operators.

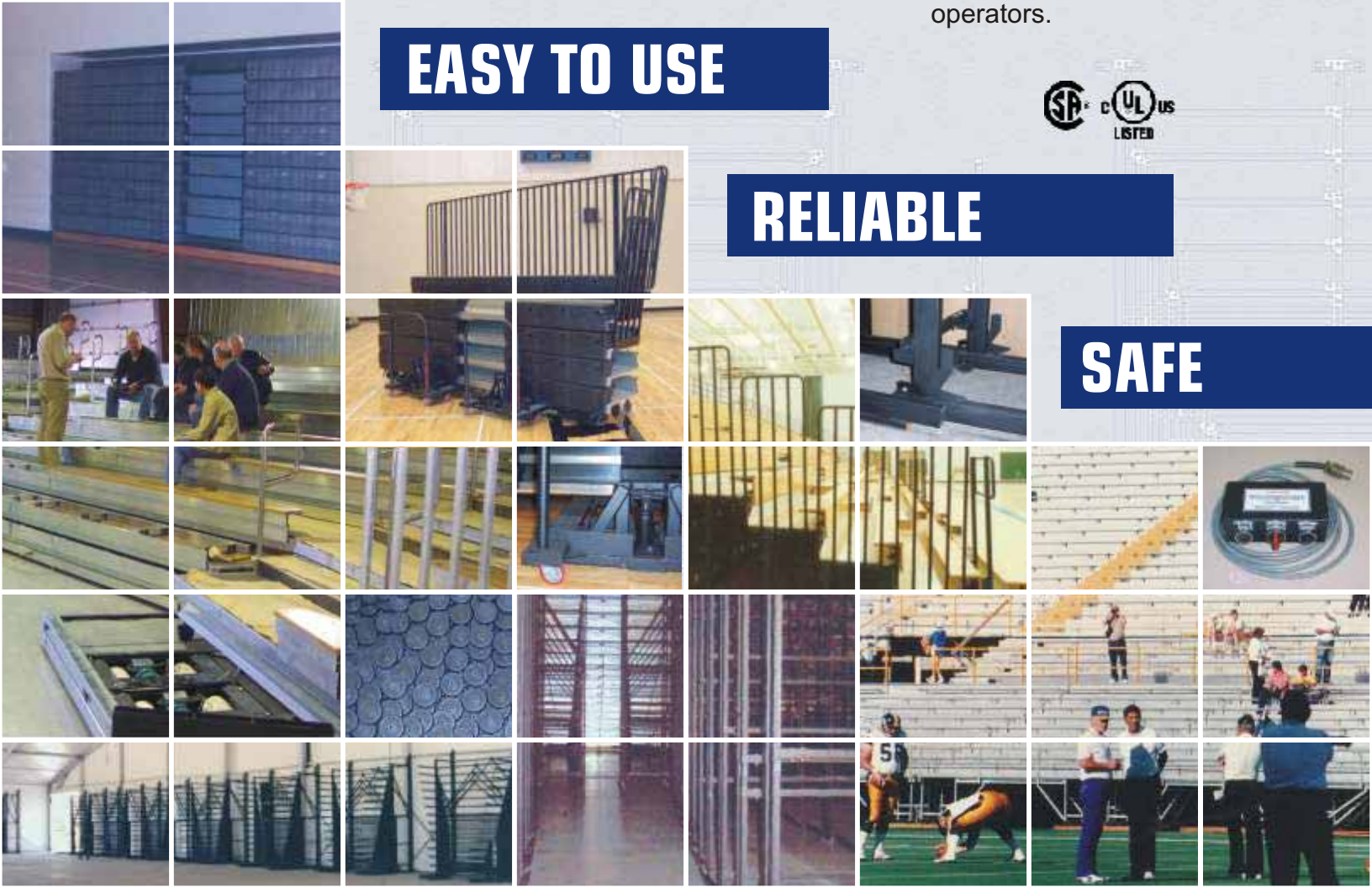
CUSTOM DESIGN

EASY TO USE

RELIABLE



SAFE



SHERIDAN

Telescopic

GYMNASIUMS

Basic Bleacher Styles

Sheridan offers a complete selection of telescopic units for a variety of applications.

Wall Attached Bleachers

Sheridan permanently located telescopic bleachers are easy to operate. Units come with closed deck, intermediate aisle steps, center aisle hand rails, Ready Rails and manual or integral power systems.

Recessed Bleachers

This model requires space in the clear. The unit normally has a pocket in a wall balcony which allows for a greater section in the balcony allowing legal access from bleacher to balcony.

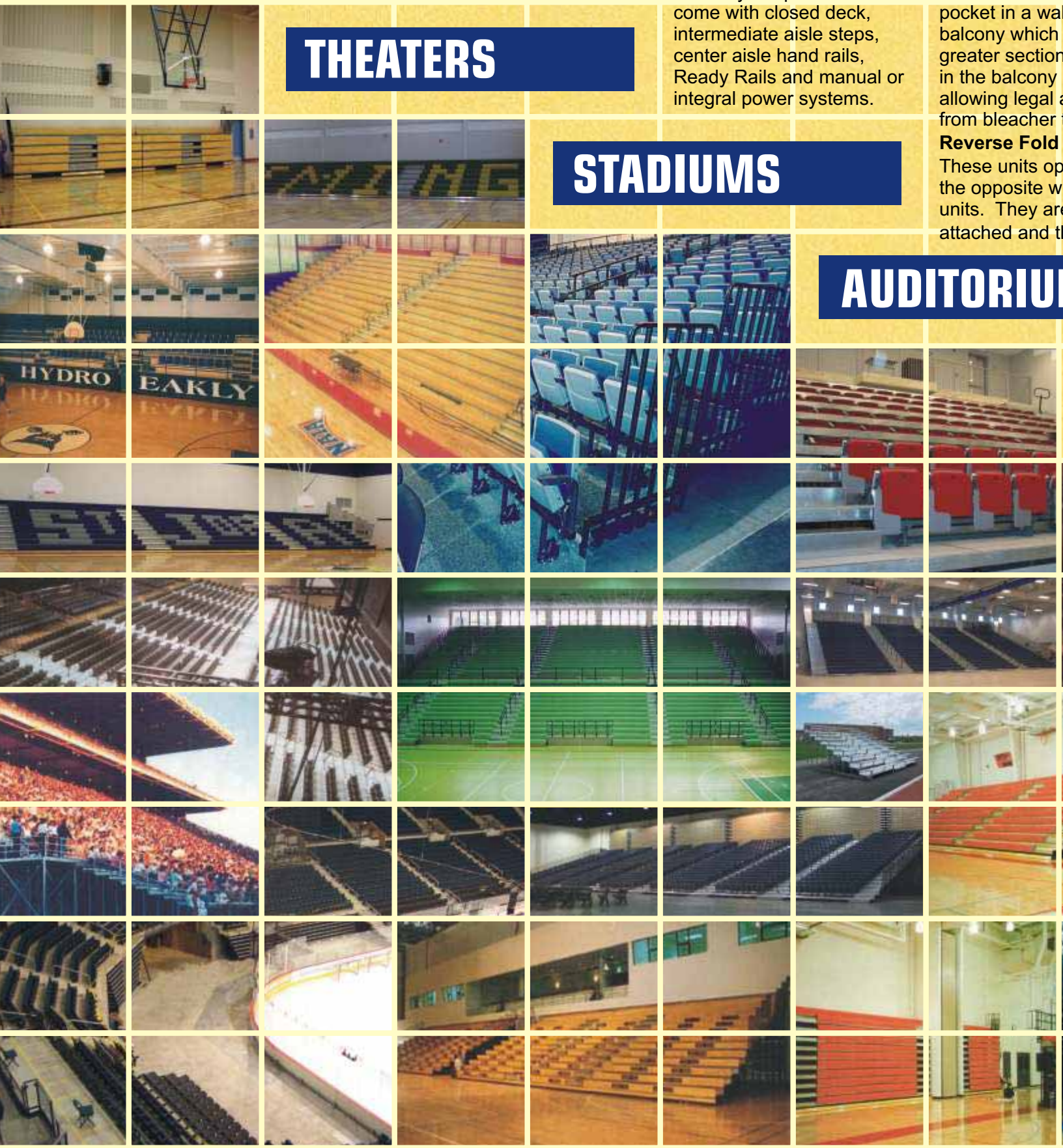
Reverse Fold

These units operate in the opposite way to the units. They are attached and fold out.

THEATERS

STADIUMS

AUDITORIUMS



Bleachers and Platforms

Bleachers

requires minimal
closed position.
ally fits into a
all or under a
allows for
n and strength
cantilever, still
aisle step rise
to balcony.

Bleachers

open and close
way to other
e floor
he stacked

unit divides the room in two
when not in use. The back
of the bleacher becomes a
divider wall.

Telescopic Platform Chair Seating

Sheridan offers the sturdiest
free-standing understructure
available with the versatility
to choose from several
different chair styles.

Floor Attached Bleachers (Freestanding)

Where it is not possible to
attach the bleachers to the
wall, we incorporate a
heavy-duty rear row
structure to permit floor
attachment of these
freestanding units.

Floor attachment is also
used for reverse fold
bleachers where the
attachment is made at the
first row and the units
open and close the
opposite way.

Tapered Sections (Pie Shaped)

This style is used in round
buildings permitting
spectators to face the
action without turning
(hockey rinks, football
fields, etc.).

Portable Bleachers

This unit is used where no
permanent attachment
point is available or
multiple configurations
are needed within the
facility. Using the portable
lift carts, the entire
bleacher can be moved to
various locations.



PLASTIC SEAT MODULES

Comfort curved, anatomically designed,
textured, durable molded plastic seats
in 12 colors to match facility or school
colors. Seat depths of 10" or 12".

WOOD SEATS

The classic Southern Yellow Pine seat
board is a proven, durable bleacher
seat. Each board is triple sanded with
two coats of semi-gloss polyurethane.

BURGUNDY
S-05

RED
S-06

GOLD
S-02

YELLOW
S-07

GREEN
S-04

LIGHT BLUE
S-03

MED. BLUE
S-11

DARK BLUE
S-12

PURPLE
S-09

BLACK
S-08

GREY
S-10

TAN
S-01

MS

CONCERT HALLS

CAFETERIAS

LECTURE HALLS

ARENAS



Bleacher Accessories



UPHOLSTERED NOSE MOUNT CHAIR

This unique nose mount style allows for additional seat padding for maximum comfort. Available in a wide variety of fabrics and colors.



PLASTIC DECK MOUNT CHAIR

Available in a variety of colors and styles to suit the client's needs, the plastic deck mount chair offers ergonomic construction with optimal comfort. Shown with semi-automatic fold-down device.



UPHOLSTERED DECK MOUNT CHAIR

Available in a wide variety of fabrics and colors, the fully upholstered deck mount chair offers a comfortable seat.



OPERATOR HANDLE

Chair options include armrests, number and letter plates, folding writing tablets and cup holders.



ADA RAIL

The ADA Rail meets all required American Disabilities Act codes and is removable when the space is used as regular seating.



READY RAIL

(Safety End Rail)

Sturdy, non-removable self-storing rail for the ends of the bleacher platform systems. Meets all codes on self storing end rails.



CENTRE AISLE HAND RAIL

The most user friendly center rail. No removal required, push button operation. Removable model available. Meets all code requirements for hand rails on vertical aisles.



SCORER'S TABLE

Our 16" x 96" portable scorer's table can be conveniently moved for game conditions.



HYDRAULIC LIFT CART

Allows easy movement of portable bleacher platforms. Built in hydraulic pump lifts the unit, engaging the swivel wheel, allowing movement permitting multiple configurations and remote storage.




PENDANT CONTROL

The only bleacher with the ability to steer platforms with the hand held pendant control. Low voltage with removable, plug allows safe operation while preventing unauthorized use.



FRICTION BLEACHER DRIVE

Motorized power to operate bleacher platform systems. Two soft-faced, 6" dia. x 12" wide drive wheels protect floors.



PORTABLE POWER TRACTOR (mule)

Electric unit allows one person to operate bleacher sections economically and safely.

**ALL ACCESSORIES MEET NFPA102 CODES
SEE OUR WEB SITE FOR TECHNICAL INFORMATION**

Our Rugged Engineering Makes Us An Industry Leader

Sheridan manufactures the strongest, most durable retractable platform bleacher. Sheridan's free-standing, four column understructure is far and away the sturdiest on the market.

Sheridan Seating is presently working with seven different seating manufacturers, allowing our clients to purchase the most dependable, safest, maintenance free platform on the market and still have the opportunity to put the chair of their choice in their facility.

Sheridan has a standard 20 year extended guarantee on each and every retractable platform we sell. This is unheard of in today's marketplace.

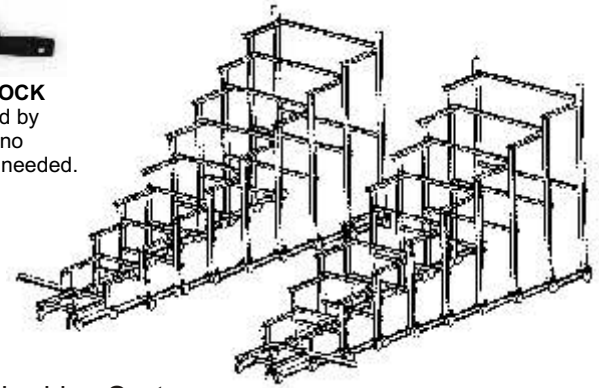
We would be pleased to help design and set up your new facility. We will provide you with the necessary resources and experience needed to optimize the end results of your project.

Our competitors have standard rise and runs that require their clients to design their facility around their standard product designs. Sheridan has the ability to give their customers the rise and run to match the needs of our clients. We build and design our product around your facility, unlike our competitors who require you to build your facility around their product design.

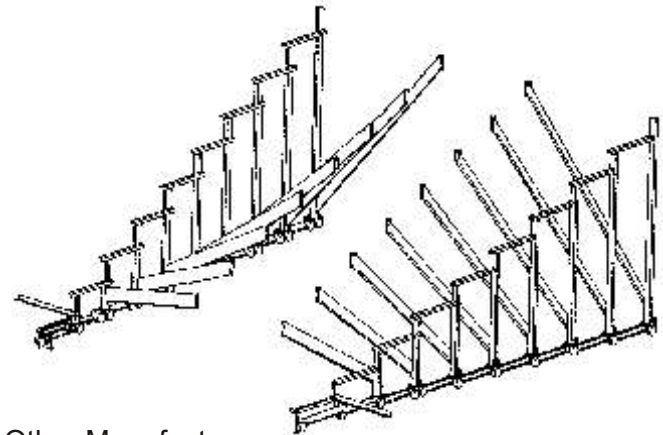
Sheridan Seating Inc. is a medium sized family owned business who will give you the attention you desire. Quality, Dependability, Safety, and many years of trouble free use.



ROW LOCK
operated by gravity, no springs needed.



The Sheridan System
Free Standing, Four Column, Understructure



Other Manufacturers
Two-Column System with diagonal cross braces

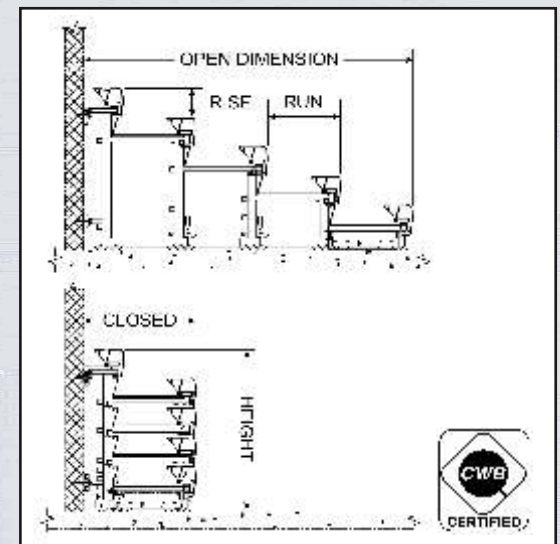
SEE OUR WEB SITE FOR TECHNICAL INFORMATION

Standard Bleacher Rise and Run Tables

Custom rise & run combinations are available.

HEIGHT		IMPERIAL (METRIC mm)
ROW	10" RISE	11 5/8" RISE
3	2' - 11 3/4" (908)	3' - 5 1/4" (1048)
4	3' - 9 3/4" (1162)	4' - 4 7/8" (1343)
5	4' - 7 3/4" (1416)	5' - 4 1/2" (1638)
6	5' - 5 3/4" (1670)	6' - 4 1/8" (1934)
7	6' - 3 3/4" (1924)	7' - 3 3/4" (2229)
8	7' - 1 3/4" (2178)	8' - 3 3/8" (2524)
9	7' - 11 3/4" (2432)	9' - 3" (2819)
10	8' - 9 3/4" (2686)	10' - 2 5/8" (3115)
11	9' - 7 3/4" (2940)	11' - 2 1/4" (3410)
12	10' - 5 3/4" (3194)	12' - 1 7/8" (3705)
13	11' - 3 3/4" (3448)	13' - 1 1/2" (4001)
14	12' - 1 3/4" (3703)	14' - 1 1/8" (4296)
15	12' - 11 3/4" (3957)	15' - 0 3/4" (4591)

OPEN DIMENSION			IMPERIAL (METRIC mm)
ROW	22' SPACING	24' SPACING	26" SPACING
3	4' - 9 3/8" (1457)	5' - 1 3/8" (1559)	5' - 5 3/8" (1660)
4	6' - 7 3/8" (2016)	7' - 1 3/8" (2169)	7' - 7 3/8" (2321)
5	8' - 5 3/8" (2575)	9' - 1 3/8" (2778)	9' - 9 3/8" (2981)
6	10' - 3 3/8" (3134)	11' - 1 3/8" (3388)	11' - 11 3/8" (3642)
7	12' - 1 3/8" (3693)	13' - 1 3/8" (3998)	14' - 1 3/8" (4302)
8	13' - 11 3/8" (4251)	15' - 1 3/8" (4607)	16' - 3 3/8" (4963)
9	15' - 9 3/8" (4810)	17' - 1 3/8" (5217)	18' - 5 3/8" (5623)
10	17' - 7 3/8" (5369)	19' - 1 3/8" (5826)	20' - 7 3/8" (6283)
11	19' - 5 3/8" (5928)	21' - 1 3/8" (6436)	22' - 9 3/8" (6944)
12	21' - 4 3/8" (6512)	23' - 2 3/8" (7071)	25' - 0 3/8" (7630)
13	23' - 2 3/8" (7071)	25' - 2 3/8" (7680)	27' - 2 3/8" (8290)
14	25' - 0 3/8" (7630)	27' - 2 3/8" (8290)	29' - 4 3/8" (8950)
15	26' - 10 3/8" (8176)	29' - 2 3/8" (8900)	31' - 6 3/8" (9611)



CLOSED DIMENSION		IMPERIAL (METRIC mm)
22" SPACING	24" SPACING	26" SPACING
2' - 11 3/8" (899)	3' - 1 3/8" (949)	3' - 3 3/8" (1000)

Retractable Platforms and Bleachers



SHERIDAN SEATING INC.

**Phone: 705-326-7463
Fax: 705-326-0601**

**290 West Street South
Orillia, Ontario, Canada
L3V 5G8**

**USA Satellite Office
Safety Harbor, Florida**

**A Green Friendly Company
Practicing ISO and
P5 Industry Standards**



SEE OUR WEB SITE FOR TECHNICAL INFORMATION

www.sheridanseating.com

ACTUAL SEAT TEXTURE