





COMPANY CERTIFICATE



AWWA C517 ECCENTRIC PLUG VALVES



WTR/Tianjin Water Valve Partnership

VERSION: 2014-09-EPV

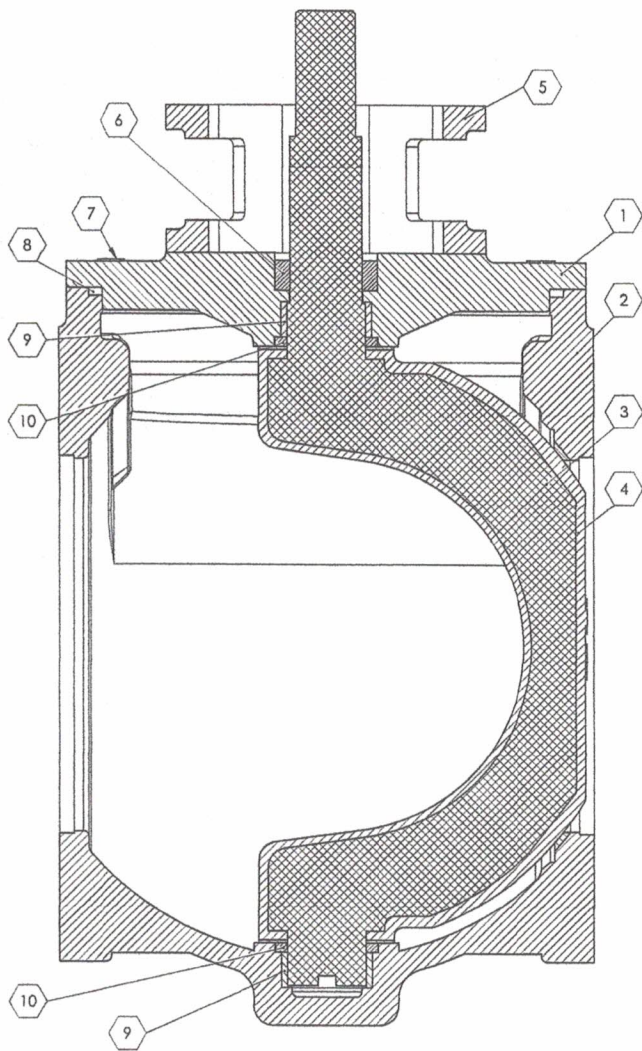
PVI/PVIF Plug Valves (AWWA C517)

PVI/PVIF(1)(2)-(3)(4)(5)-(6) (7)(8)/(9)(10)-(11)

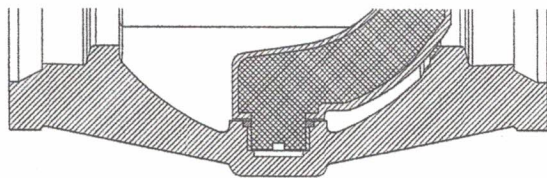
1. 2 Digit Size 02-24
2. Connection
 - F-Flanged CL125
 - 2-Flanged CL250
 - M-Mechanical Joint
 - N-Female NPT
3. Body Material
 - C-Cast Iron
 - D-Ductile Iron
4. Plug Material
 - D-Ductile Iron
 - C-Cast Iron
5. Plug Encapsulation Material (Seat)
 - E-EPDM
 - N-NBR
 - V-Viton
6. Bearing Material
 - P-PTFE
 - B-Bronze
 - S-Stainless 304
7. Hardware Material
 - S-Stainless 304
 - 3-Stainless 316
 - Z-Zinc Plated
8. Coatings
 - 1-FBE
 - 2-Tnemec N140
 - A-AWWA C550
9. Gearbox
 - W-Standard Worm Gear
 - 2-Two Stage Worm Gear (Special on small sizes)
 - T-Traveling Nut
 - B-Barestem
 - Blank – Lever Operated
10. Operator
 - H-Handwheel (Standard on FL Valves)
 - N-2" Nut (Standard on MJ Valves)
 - C-Chainwheel
11. Identifier



Water Technology Resources
9201 E Bloomington FWY Suite Z
Bloomington, MN 55420
P: 952-641-9004 F: 952-885-9173



FLANGED BY FLANGED



MECHANICAL JOINT BY MECHANICAL JOINT

ITEM	DESCRIPTION	MATERIALS
1	COVER	DUCTILE IRON ASTM A536 65-45-12
		CAST IRON ASTM A126 CLASS B
		STAINLESS ASTM A351 CF8
		STAINLESS ASTM A351 CF8M
		CARBON STEEL ASTM A216 WCB
2	BODY	DUCTILE IRON ASTM A536 65-45-12
		CAST IRON ASTM A126 CLASS B
		STAINLESS ASTM A351 CF8
		STAINLESS ASTM A351 CF8M
		CARBON STEEL ASTM A216 WCB
3	PLUG	DUCTILE IRON ASTM A536 65-45-12
		CAST IRON ASTM A126 CLASS B
		STAINLESS ASTM A351 CF8
		STAINLESS ASTM A351 CF8M
		CARBON STEEL ASTM A216 WCB
4	ENCAPSULATION	EPDM
		BUNA-N (NBR)
		VITON (FPM)
5	BONNET	DUCTILE IRON ASTM A536 65-45-12
		CAST IRON ASTM A126 CLASS B
		STAINLESS ASTM A351 CF8
		STAINLESS ASTM A351 CF8M
		CARBON STEEL ASTM A216 WCB
6	PACKING	EPDM
		BUNA-N (NBR)
7	EXTERIOR HARDWARE	STAINLESS ASTM F593 GROUP 1
		STAINLESS ASTM F593 GROUP 2
		STEEL ASTM A325 TYPE 1
8	SEAL	EPDM
		BUNA-N (NBR)
9	BEARING	SS316 REINFORCED PTFE
		BRONZE ASTM B584
10	GRIT SEAL	REINFORCED PTFE
		BRONZE ASTM B584

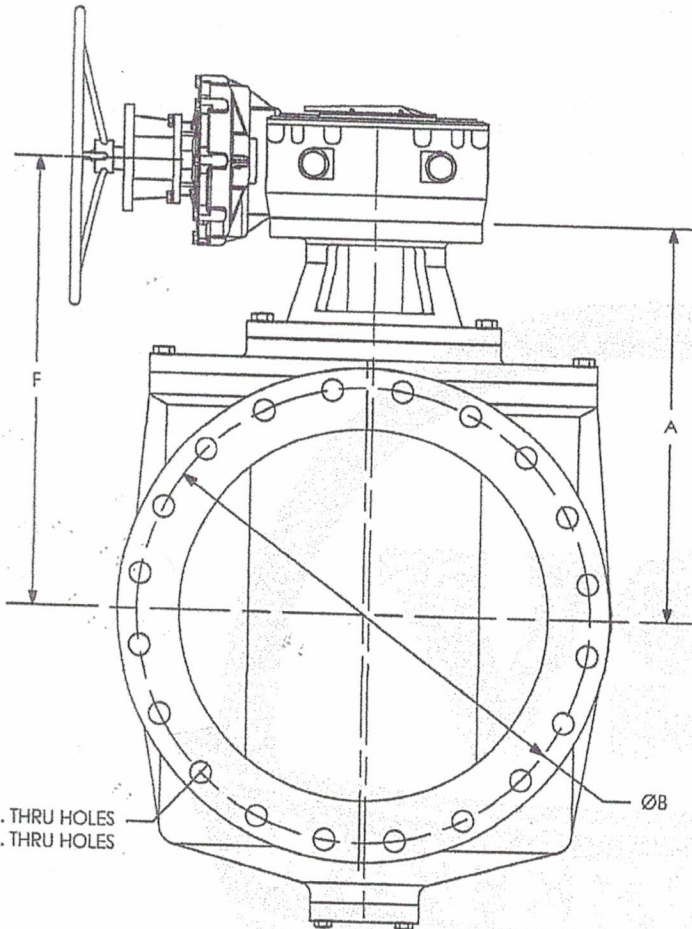
NOTES:
 1) VALVE ASSEMBLED WITH NSF61 APPROVED LUBRICANT
 2) IRON AND STEEL COMPONENTS COATED WITH AWWA C550 EPOXY
 3) SOLID SS316 SEATING SURFACE WELDED TO VALVE BODY

TEMPERATURE RESTRICTIONS		
SEAT	MIN	MAX
EPDM	-40F	300F
NBR	-30F	250F
FPM	-10F	400F
PTFE	-100F	450F

6/7/2018 DK DWG. No.: PVII
 PART #: PVII
 CROSS SECTION PARTS AND MATERIALS LIST
 3"-8" SERIES PVII ROUND PORT AWWA C517 PLUG VALVE

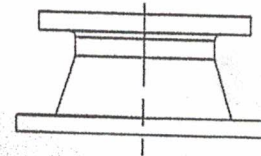
Water Technology Resources
 9201 E Bloomington FWY Suite Z
 Bloomington, MN 55420
 P: 952-641-9004 F: 952-885-9173

VALVE SIZE		A	B	C	D	E	F
NPS	DN						
24	600	25.8	29.50	20	1.38	42.00	30.1
30	750	29.5	36.00	28	1.40	51.00	33.9
36	900	35.9	42.75	32	1.61	60.00	40.2
48	1200	41.9	56.00	44	1.61	84.00	46.7



C = NO. THRU HOLES
D = DIA. THRU HOLES

SPECIFY CLOSED BONNET FOR
BURIED APPLICATIONS

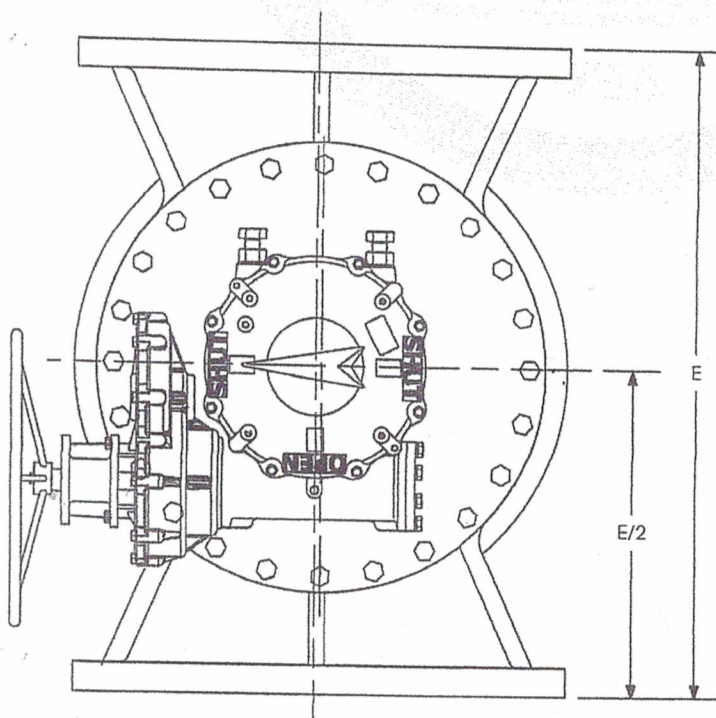


NOTES:

- 1) FLANGES PER ASME/ANSI B16.1 CL125 AND B16.5 CL150
- 2) ACTUATOR MOUNT PER MSS SP-101
- 3) VALVE MANUFACTURED & TESTED IN ACCORDANCE WITH AWWA C517 LATEST REVISION.
- 4) PLUG FULLY ENCAPSULATED.

CAST EMBOSSED ON VALVE BODY:

CASTING YEAR
150 PSI
AWWA C517
POUR IDENTIFIER



TOLERANCES		
DECIMAL	ANGULAR	
X.X	±0.1	±0.25°
X.XX	±0.01	
X.XXX	±0.005	



24"-48" FLANGED
SERIES PVIF FULL PORT PLUG VALVE
WORM GEAR WITH HANDWHEEL

UNITS: INCHES REV 0
SCALE: NTS 03-25-14

DWG. NO. PVIF-1053