



# JEFFERSON PARISH

## DEPARTMENT OF PURCHASING

CYNTHIA LEE SHENG  
PARISH PRESIDENT

RENNY SIMNO  
DIRECTOR

July 17, 2020

Mario Bazile, Director  
Department of Parks & Recreation  
6925 Saints Dr.  
Metairie, La. 70003

Re: Bid No. 50-130941 for Lafreniere Park Soccer Field

The above referenced bid was opened on 07/14/2020. The Purchasing Department must release the bid tabulation to all responding vendors by the close of business on the 14<sup>th</sup> day following the bid opening date and the 14<sup>th</sup> day is 07/28/2020. Per Public Bid Law LA R.S. 38:2212, Purchasing may release the bid tabulation to all responding vendors prior to the 14<sup>th</sup> day following the bid opening date, if the award recommendation has been received from the department. If you determine the low bidder has not satisfied the required specifications and should be rejected, your department must make its recommendation to the Purchasing Department by the 12<sup>th</sup> day following the bid opening date, which is 07/26/2020, in order for the bid tabulation to be revised to reflect the blank resolution.

Regardless of whether the low bid is accepted or rejected, a blank resolution must be submitted to the buyer assigned to the bid. The deadline for award is 08/28/2020, which is the 45<sup>th</sup> day following bid opening. Please find attached copies of bids submitted and the bid tabulation, blank invitation to bid and addenda (if issued) for your review and recommendation. Once you have made a recommendation for award, please forward a copy of the blank resolution routed for placement on the Council agenda to [Dreamer@jeffparish.net](mailto:Dreamer@jeffparish.net).

Pursuant to LA R.S. 38:2215 and stated within the Jefferson Parish Ordinance, Section 2-905:

**All bids must be awarded or rejected within 45 calendar days following the date of bid opening unless both low bidder and Jefferson Parish mutually consent in writing to extend the deadline.**

A copy of the signed price extension letter must be forwarded to the Buyer assigned to the bid in the Purchasing Department. A sample price extension letter is available on the Parish Intranet – Purchasing– Purchasing Bid Forms as well as in the Outlook Purchasing Public Folder.

GENERAL GOVERNMENT BLDG. – 200 DERBIGNY ST., SUITE 4400, GRETN, LA 70053  
OFFICE 504.364.2678

JOSEPH S. YENNI BLDG. – 1221 ELMWOOD PARK BLVD., SUITE 404, JEFFERSON, LA 70123  
OFFICE 504.364.2678

EMAIL: [PURCHASING@JEFFPARISH.NET](mailto:PURCHASING@JEFFPARISH.NET) WEBSITE: [WWW.JEFFPARISH.NET](http://WWW.JEFFPARISH.NET)



# JEFFERSON PARISH

## DEPARTMENT OF PURCHASING

CYNTHIA LEE SHENG  
PARISH PRESIDENT

RENNY SIMNO  
DIRECTOR

Page 2

Bids are only awarded through formal Council award and approval which is accomplished through the adoption of a resolution. Following that Council action:

The department is responsible to route through Hummingbird all necessary paperwork, (e.g. bid documents submitted by awarded vendor(s), bid tabulation, blank selection resolution, contract, affidavits, and if applicable, insurance and, bond(s) information). Alternatively, if the bid is for a one-time purchase, the Purchasing Department may issue a Purchase Order after the resolution is approved by the council.

Following Council adoption of the resolution, the department is responsible to ensure the successful bidder(s) submits the below additional documentation to be routed by the department for contract execution.

- Performance Bond
- Payment Bond
- Final Insurance Certificate with all required coverages

Sincerely,

*Donna Reamey*  
Buyer II

GENERAL GOVERNMENT BLDG. – 200 DERBIGNY ST., SUITE 4400, GRETN, LA 70053  
OFFICE 504.364.2678

JOSEPH S. YENNI BLDG. – 1221 ELMWOOD PARK BLVD., SUITE 404, JEFFERSON, LA 70123  
OFFICE 504.364.2678

EMAIL: [PURCHASING@JEFFPARISH.NET](mailto:PURCHASING@JEFFPARISH.NET) WEBSITE: [WWW.JEFFPARISH.NET](http://WWW.JEFFPARISH.NET)





## Louisiana State Licensing Board for Contractors

## Contractor Information

Business Name R.S. BERNARD AND ASSOCIATES, INC.  
Mailing Address 701 Robley Dr., Ste. 120  
LAFAYETTE, LA 70503  
Phone Number (337) 984-1164  
Fax Number (337) 984-1162  
Email Address rs@rsbernard.com  
Website http://null

## Active Licenses

License Number 19874  
Type Commercial License  
Status LICENSED  
Effective 06/22/2020  
Expiration 06/21/2021  
First Issued 06/21/1985

License Number 881159  
Type Residential License  
Status LICENSED  
Effective 03/24/2020  
Expiration 03/23/2021  
First Issued 03/23/2011

## Classifications

Class	Qualifying Party	Parishes
BUILDING CONSTRUCTION	Ronald Stephen Bernard	ALL
BUSINESS AND LAW	Ronald Stephen Bernard	ALL
BUSINESS AND LAW	Ronald Stephen Bernard	ALL
HIGHWAY, STREET AND BRIDGE CONSTRUCTION	Brandon Wade Jackson	ALL
RESIDENTIAL BUILDING CONTRACTOR	Ronald Stephen Bernard	ALL




Jefferson Parish - Brenda Campos

**Bond Number: SLA20767155****Contractor Information****Principal:** R. S. Bernard & Associates, Inc 337-371-1042**Address:** 701 Robley Dr Ste 120 Lafayette Louisiana 70503 United States**Contractor's State Vendor ID Number:** 320131**Owner/Obligee Information****Bond Form:** Bid Bond in accordance with Contract Specifications**Owner / Obligee:** Jefferson Parish**Address:** 200 Derbigny Street Gretna Louisiana 70053 United States**Bond Information****Surety:** North American Specialty Insurance Company**Rider Present:** [Click here to view](#)**Amount of Bid Security:** 5%**Contract ID Number:** 50-00130941**Description of Job:** Lafreniere Park Upgrade Soccer Fields[View AMBest Information](#)   [Treasury List](#)**Primary Agency:**

Arthur J. Gallagher Risk Management Services, Inc.

Power of Attorney Limited to: 50,000,000.00

**Executed****Executed By:**Samoa P. Meche - 7/13/2020 2:52:07 PM ET 


Phone: 337-235-8866

Email: samoa\_meche@ajg.com

Know all men by these presents that North American Specialty Insurance Company, a Corporation duly organized under the laws of the State of New Hampshire, are held and firmly bound unto the above owner/obligee by this transmission. The surety agrees to waive the Statute of Fraud defense and further agrees that the owner/obligee is a third party beneficiary of the waiver for the purposes of enforcing this bid bond.

© S2000, Inc.

[Privacy Policy](#)

**CENTRALBIDDING**  
FROM CENTRAL AUCTION HOUSE

Toggle navigation

- [Home](#)
- [Central Bidding](#)
- [My CP](#)
- [Contact Us](#)
- [Create New](#)
  - [Create New Standard Envelope](#)
- [Logout \(DREAMEY\)](#)

**Central Bidding Time:** Tue Jul 14 2020 14:07:15 GMT-0500 (Central Daylight Time)

Place a Bid: 5000130941 LAFRENIERE PARK UPGRADE SOCCER FIELDS

Enter all required details into the fields below

Louisiana Contractor ID#

19874

Enter all information required on the outside of the sealed envelope in the box below

To:

Jefferson Parish

ATTN: Purchasing Department

200 Derbigny Street, Suite 4400

Gretna, LA 70053

Bid For:

Lafreniere Park Upgrade Soccer Fields

A/E Project NO. 20-1925

Bid Bond #

SLA20767155

Jefferson Parish Vendor #:

320131

Upload Attachment(s)

While this site accepts various file types, sizes and quantities, the preferred method for delivering all of the appropriate and required bid documents is one single scanned PDF file. Vendors submitting bids with multiple uploaded images/photos of bid responses are solely responsible for clarity. If uploaded images/documents are not legible, the bidder's submission will be rejected. Please note all requirements in this bid package for electronic bid submission.



Upload a file

Click the Upload button in order to upload bid related documents

[Central Bidding](#) - [Bids by Category](#) - [Arkansas Agencies](#) - [Louisiana Agencies](#)  
- [Mississippi Agencies](#) - [Tennessee Agencies](#)

[Registration](#)  
[Renew/Upgrade Membership](#)  
[Contact Us](#)



Central Auction House, LTD



**R.S. BERNARD & ASSOCIATES, INC.**

701 Robley Drive, Suite 120  
Lafayette, Louisiana 70503

Louisiana State Contracting License #19874

**TO: Jefferson Parish**  
**ATTN: Purchasing Department**  
**200 Derbigny Street, Suite 4400**  
**Gretna, LA 70053**

**Bid For:**  
**Lafreniere Park Upgrade Soccer Fields**  
**A/E Project NO. 20-1925**  
**Proposal NO. 50-130941**

**Jefferson Parish Vendor #320131**

LOUISIANA UNIFORM PUBLIC WORK BID FORM

TO: JEFFERSON PARISH  
ATTN: PURCHASING DEPARTMENT  
200 DERBIGNY STREET, SUITE 4400  
GRETN, LA 70053

BID FOR: LAFRENIERE PARK UPGRADE SOCCER FIELDS  
A/E PROJECT NO. 20-1925  
PROPOSAL NO. 50-130941

The undersigned bidder hereby declares and represents that she/he; a) has carefully examined and understands the Bidding Documents, b) has not received, relied on, or based his bid on any verbal instructions contrary to the Bidding Documents or any addenda, c) has personally inspected and is familiar with the project site, and hereby proposes to provide all labor, materials, tools, appliances and facilities as required to perform, in a workmanlike manner, all work and services for the construction and completion of the referenced project, all in strict accordance with the Bidding Documents prepared by: MEYER ENGINEERS, LTD. and dated: APRIL 6, 2020.

Bidders must acknowledge all addenda. The Bidder acknowledges receipt of the following **ADDENDA:** (Enter the number the Designer has assigned to each of the addenda that the Bidder is acknowledging) ADD # 1 7/6/2020

**TOTAL BASE BID:** For all work required by the Bidding Documents (including any and all unit prices designated "Base Bid" \* but not alternates) the sum of:

Two million four hundred seventy seven thousand four hundred & 00/ Dollars (\$ 2,477,400.00 )

**ALTERNATES:** For any and all work required by the Bidding Documents for Alternates including any and all unit prices designated as alternates in the unit price description.

**Alternate No. 1** (Owner to provide description of alternate and state whether add or deduct) for the lump sum of:

N/A Dollars (\$                      )

**Alternate No. 2** (Owner to provide description of alternate and state whether add or deduct) for the lump sum of:

N/A Dollars (\$                      )

**Alternate No. 3** (Owner to provide description of alternate and state whether add or deduct) for the lump sum of:

N/A Dollars (\$                      )

**NAME OF BIDDER:** R S Bernard & Associates, INC.

**ADDRESS OF BIDDER:** 701 Robley Drive, Suite 120 , Lafayette, LA 70503

**LOUISIANA CONTRACTOR'S LICENSE NUMBER:** # 19874

**Name OF AUTHORIZED SIGNATORY OF BIDDER:** Ronald Bernard

**TITLE OF AUTHORIZED SIGNATORY OF BIDDER:** President

**SIGNATURE OF AUTHORIZED SIGNATORY OF BIDDER \*\*:** 

**DATE:** 7-14-2020

**THE FOLLOWING ITEMS ARE TO BE INCLUDED WITH THE SUBMISSION OF THIS LOUISIANA UNIFORM PUBLIC WORK BID FORM:**

\* The Unit Price Form shall be used if the contract includes unit prices. Otherwise it is not required and need not be included with the form. The number of unit prices that may be included is not limited and additional sheets may be included if needed.

\*\* **A CORPORATE RESOLUTION OR WRITTEN EVIDENCE** of the authority of the person signing the bid for the public Work as prescribed by LA R.S. 38:2212(B)(5).

**BID SECURITY** in the form of a bid bond, certified check or cashier's check as prescribed by LA RS 38:2218.(A) attached to and made a part of this bid.



**LOUISIANA UNIFORM PUBLIC WORK BID FORM**  
**UNIT PRICE FORM**

**TO: JEFFERSON PARISH PURCHASING**  
**200 DERBIGNY STREET, SUITE 4400**  
**GRETN, LA 70053**

**BID FOR: LAFRENIERE PARK UPGRADE SOCCER FIELDS**  
**A/E PROJECT NO. 20-1925**  
**PROPOSAL NO. 50-130941**

UNIT PRICES: This form shall be used for any and all work required by the Bidding Documents and described as unit prices. Amounts shall be stated in figures and only in figures.

DESCRIPTION:	<input checked="" type="checkbox"/> Base Bid or <input type="checkbox"/> Alt.# ____ Labor, Materials and Equipment necessary to complete job as per the specifications			
REF. NO.	QUANTITY:	UNIT OF MEASURE:	UNIT PRICE	UNIT PRICE EXTENSION ( <i>Quantity times Unit Price</i> )
1	1	Lump sum	\$ 2,467,290.00	\$2,467,290.00

DESCRIPTION:	<input checked="" type="checkbox"/> Base Bid or <input type="checkbox"/> Alt.# ____ Cost to contractor to list Jefferson Parish as an additional insured on Contractor's General Liability Insurance			
REF. NO.	QUANTITY:	UNIT OF MEASURE:	UNIT PRICE	UNIT PRICE EXTENSION ( <i>Quantity times Unit Price</i> )
2	1	ONLY	\$0.00	\$0.00

DESCRIPTION:	<input checked="" type="checkbox"/> Base Bid or <input type="checkbox"/> Alt.# ____ Cost to contractor to list Jefferson Parish as an additional insured on Contractor's Automotive Insurance			
REF. NO.	QUANTITY:	UNIT OF MEASURE:	UNIT PRICE	UNIT PRICE EXTENSION ( <i>Quantity times Unit Price</i> )
3	1	ONLY	\$0.00	\$0.00

DESCRIPTION:	<input checked="" type="checkbox"/> Base Bid or <input type="checkbox"/> Alt.# ____ Cost to contractor to list Jefferson Parish as named insured on Builder's Risk Insurance Policy			
REF. NO.	QUANTITY:	UNIT OF MEASURE:	UNIT PRICE	UNIT PRICE EXTENSION ( <i>Quantity times Unit Price</i> )
4	1	ONLY	\$7,900.00	\$7,900.00

DESCRIPTION:	<input checked="" type="checkbox"/> Base Bid or <input type="checkbox"/> Alt.# ____ Cost of Contractor's Owners Protection Liability Insurance policy			
REF. NO.	QUANTITY:	UNIT OF MEASURE:	UNIT PRICE	UNIT PRICE EXTENSION ( <i>Quantity times Unit Price</i> )
5	1	ONLY	\$ 2,210.00	\$2,210.00

DESCRIPTION:	<input type="checkbox"/> Base Bid or <input type="checkbox"/> Alt.# ____			
REF. NO.	QUANTITY:	UNIT OF MEASURE:	UNIT PRICE	UNIT PRICE EXTENSION ( <i>Quantity times Unit Price</i> )

DESCRIPTION:	<input type="checkbox"/> Base Bid or <input type="checkbox"/> Alt.# ____			
REF. NO.	QUANTITY:	UNIT OF MEASURE:	UNIT PRICE	UNIT PRICE EXTENSION ( <i>Quantity times Unit Price</i> )

DESCRIPTION:	<input type="checkbox"/> Base Bid or <input type="checkbox"/> Alt.# ____			
REF. NO.	QUANTITY:	UNIT OF MEASURE:	UNIT PRICE	UNIT PRICE EXTENSION ( <i>Quantity times Unit Price</i> )

DESCRIPTION:	<input type="checkbox"/> Base Bid or <input type="checkbox"/> Alt.# ____			
REF. NO.	QUANTITY:	UNIT OF MEASURE:	UNIT PRICE	UNIT PRICE EXTENSION ( <i>Quantity times Unit Price</i> )

DESCRIPTION:	<input type="checkbox"/> Base Bid or <input type="checkbox"/> Alt.# ____			
REF. NO.	QUANTITY:	UNIT OF MEASURE:	UNIT PRICE	UNIT PRICE EXTENSION ( <i>Quantity times Unit Price</i> )

Wording for "DESCRIPTION" is to be provided by the Owner  
All quantities are estimated. The contractor will be paid upon actual quantities as verified by Owner.

**Public Works Bid**

**AFFIDAVIT**

**STATE OF** Louisiana

**PARISH/COUNTY OF** Lafayette

BEFORE ME, the undersigned authority, personally came and appeared: Ronald  
Bernard, (Affiant) who after being by me duly sworn, deposed and said that  
he/she is the fully authorized President of R S Bernard & (Entity),  
Associates, Inc  
the party who submitted a bid in response to Bid Number 50-130941, to the Parish of  
Jefferson.

Affiant further said:

Campaign Contribution Disclosures

**(Choose A or B, if option A is indicated please include the required attachment):**

**Choice A** \_\_\_\_\_ Attached hereto is a list of all campaign contributions, including the date and amount of each contribution, made to current or former elected officials of the Parish of Jefferson by Entity, Affiant, and/or officers, directors and owners, including employees, owning 25% or more of the Entity during the two-year period immediately preceding the date of this affidavit or the current term of the elected official, whichever is greater. Further, Entity, Affiant, and/or Entity Owners have not made any contributions to or in support of current or former members of the Jefferson Parish Council or the Jefferson Parish President through or in the name of another person or legal entity, either directly or indirectly.

**Choice B** XXX there are **NO** campaign contributions made which would require disclosure under Choice A of this section.

Affiant further said:

Debt Disclosures

**(Choose A or B, if option A is indicated please include the required attachment):**

**Choice A** \_\_\_\_\_ Attached hereto is a list of all debts owed by the affiant to any elected or appointed official of the Parish of Jefferson, and any and all debts owed by any elected or appointed official of the parish to the Affiant.

**Choice B** XXX There are **NO** debts which would require disclosure under Choice A of this section.

Affiant further said:

That Affiant has employed no person, corporation, firm, association, or other organization, either directly or indirectly, to secure the public contract under which he received payment, other than persons regularly employed by the Affiant whose services in connection with the construction, alteration or demolition of the public building or project or in securing the public contract were in the regular course of their duties for Affiant; and

That no part of the contract price received by Affiant was paid or will be paid to any person, corporation, firm, association, or other organization for soliciting the contract, other than the payment of their normal compensation to persons regularly employed by the Affiant whose services in connection with the construction, alteration or demolition of the public building or project were in the regular course of their duties for Affiant.

Affiant further said:

Affiant personally has not been convicted of, nor has he/she entered into a plea of guilty or nolo contendere to any of the crimes or equivalent federal crimes listed below. No individual partner, incorporator, director, manager, officer, organizer, or member, who has a minimum of a ten percent ownership in the Bidding Entity, has been convicted of, or has entered a plea of guilty or nolo contendere to any of the crimes or equivalent federal crimes listed below. A conviction of or plea of guilty or nolo contendere to the following state crimes or equivalent federal crimes shall permanently bar any person or the bidding entity from bidding on public projects:

- (a) Public bribery (R.S. 14:118)
- (b) Corrupt influencing (R.S. 14:120)
- (c) Extortion (R.S. 14:66)
- (d) Money laundering (R.S. 14:230)



A conviction of or plea of guilty or nolo contendere to the following state crimes or equivalent federal crimes shall bar any person or the bidding entity from bidding on public projects for a period of five years from the date of conviction or from the date of the entrance of the plea of guilty or nolo contendere:


- (a) Theft (R.S. 14:67)
- (b) Identity Theft (R.S. 14:67, 16)
- (c) Theft of a business record (R.S. 14:67.20)
- (d) False accounting (R.S. 14:70)
- (e) Issuing worthless checks (R.S. 14:71)
- (f) Bank fraud (R.S. 14:71.1)
- (g) Forgery (R.S. 14:72)
- (h) Contractors; misapplication of payments (R.S. 14:202)
- (i) Malfeasance in office (R.S. 14:134)

The five-year prohibition provided for in this section shall apply only if the crime was committed during the solicitation or execution of a contract or bid awarded pursuant to these provisions. If evidence is submitted substantiating that a false attestation has been made and the project must be readvertised or the contract cancelled, the awarded entity making the false attestation shall be responsible to the public entity for the costs of rebidding, additional costs due to increased costs of bids and any and all delay costs due to the rebid or cancellation of this project.

*[The remainder of this page is intentionally left blank.]*

Affiant further said:

- (1) Entity is registered and participates in a status verification system to verify that all employees in the State of Louisiana are legal citizens of the United States or are legal aliens.
- (2) Entity shall continue, during the term of the contract, to utilize a status verification system to verify the legal status of all new employees in the State of Louisiana.
- (3) Entity shall require all subcontractors to submit to the Entity a sworn affidavit verifying compliance with statements (1) and (2).




Signature of Affiant

Ronald Bernard

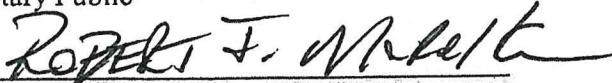
Printed Name of Affiant

SWORN AND SUBSCRIBED TO BEFORE ME

ON THE 10th DAY OF July, 2020.



Notary Public




Printed Name of Notary

14481

Notary/Bar Roll Number

My commission expires



# Louisiana Secretary of State

## R. Kyle Ardoin

### SEARCH FOR LOUISIANA NOTARIES

A practicing notary in a parish may notarize in reciprocal parishes without additional bonding or examination.

You can also download information about all notaries on file. For more information, see Notary Bulk Data.

[Print](#)

#### Notary Search - Detail

**Name:** MR. ROBERT J. MORELLA  
**Address:** 701 ROBLEY DR., STE. 200  
LAFAYETTE, LA 70503  
**Phone:** (337) 984-7010  
**Notary ID Number:** 14481  
**Parish:** LAFAYETTE with authority in the following parishes:  
ACADIA, VERMILION, ST. LANDRY  
**Agency:** N/A  
**Notary Type:** Non Attorney  
**Status:** Active  
**Commission Date:** 01/25/1985  
**Oath Date:** 02/07/1985  
**Surety Expiration Date:** 08/27/2023  
**Annual Report Current:** Yes

[Back to Search Results](#)[New Search](#)



## CORPORATE RESOLUTION

EXCERPT FROM MINUTES OF MEETING OF THE BOARD OF DIRECTORS OF  
R S Bernard & Associates, Inc  
INCORPORATED.

AT THE MEETING OF DIRECTORS OF R S Bernard & Associates, INC  
INCORPORATED, DULY NOTICED AND HELD ON January 12, 2020;  
A QUORUM BEING THERE PRESENT, ON MOTION DULY MADE AND SECONDED. IT  
WAS:

RESOLVED THAT Ronald Bernard, BE AND IS HEREBY  
APPOINTED, CONSTITUTED AND DESIGNATED AS AGENT AND ATTORNEY-IN-  
FACT OF THE CORPORATION WITH FULL POWER AND AUTHORITY TO ACT ON  
BEHALF OF THIS CORPORATION IN ALL NEGOTIATIONS, BIDDING, CONCERNS  
AND TRANSACTIONS WITH THE PARISH OF JEFFERSON OR ANY OF ITS AGENCIES,  
DEPARTMENTS, EMPLOYEES OR AGENTS, INCLUDING BUT NOT LIMITED TO, THE  
EXECUTION OF ALL BIDS, PAPERS, DOCUMENTS, AFFIDAVITS, BONDS, SURETIES,  
CONTRACTS AND ACTS AND TO RECEIVE ALL PURCHASE ORDERS AND NOTICES  
ISSUED PURSUANT TO THE PROVISIONS OF ANY SUCH BID OR CONTRACT, THIS  
CORPORATION HEREBY RATIFYING, APPROVING, CONFIRMING, AND ACCEPTING  
EACH AND EVERY SUCH ACT PERFORMED BY SAID AGENT AND ATTORNEY-IN-  
FACT.

I HEREBY CERTIFY THE FOREGOING TO BE  
A TRUE AND CORRECT COPY OF AN  
EXCERPT OF THE MINUTES OF THE ABOVE  
DATED MEETING OF THE BOARD OF  
DIRECTORS OF SAID CORPORATION, AND  
THE SAME HAS NOT BEEN REVOKED OR  
RESCINDED.



SECRETARY-TREASURER

July 10, 2020

DATE



# CERTIFICATE OF LIABILITY INSURANCE

DATE (MM/DD/YYYY)

7/14/2020

THIS CERTIFICATE IS ISSUED AS A MATTER OF INFORMATION ONLY AND CONFERS NO RIGHTS UPON THE CERTIFICATE HOLDER. THIS CERTIFICATE DOES NOT AFFIRMATIVELY OR NEGATIVELY AMEND, EXTEND OR ALTER THE COVERAGE AFFORDED BY THE POLICIES BELOW. THIS CERTIFICATE OF INSURANCE DOES NOT CONSTITUTE A CONTRACT BETWEEN THE ISSUING INSURER(S), AUTHORIZED REPRESENTATIVE OR PRODUCER, AND THE CERTIFICATE HOLDER.

**IMPORTANT:** If the certificate holder is an **ADDITIONAL INSURED**, the policy(ies) must have **ADDITIONAL INSURED** provisions or be endorsed. If **SUBROGATION IS WAIVED**, subject to the terms and conditions of the policy, certain policies may require an endorsement. A statement on this certificate does not confer rights to the certificate holder in lieu of such endorsement(s).

<b>PRODUCER</b> Arthur J. Gallagher Risk Management Services, Inc. 1490 Market Street Suite 3 Lake Charles LA 70601	<b>CONTACT NAME:</b> Aimee Morrison	
	<b>PHONE (A/C, No, Ext):</b> 337-475-7460 <b>FAX (A/C, No):</b> 337-474-4418	
	<b>E-MAIL ADDRESS:</b> Aimee_Morrison@ajg.com	
<b>INSURED</b> R.S. Bernard & Associates, Inc. 701 Robley Dr Ste 120 Lafayette LA 70503	<b>INSURER(S) AFFORDING COVERAGE</b>	<b>NAIC #</b>
	<b>INSURER A:</b> Louisiana Workers' Compensation Corp	22350
	<b>INSURER B:</b> United Fire & Indemnity Company	19496
	<b>INSURER C:</b>	
	<b>INSURER D:</b>	
	<b>INSURER E:</b>	
	<b>INSURER F:</b>	

**COVERAGES****CERTIFICATE NUMBER:** 1649744205**REVISION NUMBER:**

THIS IS TO CERTIFY THAT THE POLICIES OF INSURANCE LISTED BELOW HAVE BEEN ISSUED TO THE INSURED NAMED ABOVE FOR THE POLICY PERIOD INDICATED. NOTWITHSTANDING ANY REQUIREMENT, TERM OR CONDITION OF ANY CONTRACT OR OTHER DOCUMENT WITH RESPECT TO WHICH THIS CERTIFICATE MAY BE ISSUED OR MAY PERTAIN, THE INSURANCE AFFORDED BY THE POLICIES DESCRIBED HEREIN IS SUBJECT TO ALL THE TERMS, EXCLUSIONS AND CONDITIONS OF SUCH POLICIES. LIMITS SHOWN MAY HAVE BEEN REDUCED BY PAID CLAIMS.

INSR LTR	TYPE OF INSURANCE	ADDL INSD	SUBR WVD	POLICY NUMBER	POLICY EFF (MM/DD/YYYY)	POLICY EXP (MM/DD/YYYY)	LIMITS
B	<input checked="" type="checkbox"/> <b>COMMERCIAL GENERAL LIABILITY</b> <input type="checkbox"/> CLAIMS-MADE <input checked="" type="checkbox"/> OCCUR  GEN'L AGGREGATE LIMIT APPLIES PER: <input type="checkbox"/> POLICY <input checked="" type="checkbox"/> PRO-JECT <input type="checkbox"/> LOC OTHER:	Y	Y	60382314	4/28/2020	4/28/2021	EACH OCCURRENCE \$ 1,000,000 DAMAGE TO RENTED PREMISES (Ea occurrence) \$ 100,000 MED EXP (Any one person) \$ 5,000 PERSONAL & ADV INJURY \$ 1,000,000 GENERAL AGGREGATE \$ 2,000,000 PRODUCTS - COMP/OP AGG \$ 2,000,000 \$
B	<input checked="" type="checkbox"/> <b>AUTOMOBILE LIABILITY</b> <input checked="" type="checkbox"/> ANY AUTO <input type="checkbox"/> OWNED AUTOS ONLY <input type="checkbox"/> SCHEDULED AUTOS <input checked="" type="checkbox"/> HIRED AUTOS ONLY <input checked="" type="checkbox"/> NON-OWNED AUTOS ONLY	Y	Y	60382314	4/28/2020	4/28/2021	COMBINED SINGLE LIMIT (Ea accident) \$ 1,000,000 BODILY INJURY (Per person) \$ BODILY INJURY (Per accident) \$ PROPERTY DAMAGE (Per accident) \$ \$
B	<input checked="" type="checkbox"/> <b>UMBRELLA LIAB</b> <input checked="" type="checkbox"/> <b>OCCUR</b> <input type="checkbox"/> EXCESS LIAB <input type="checkbox"/> CLAIMS-MADE DED RETENTION \$	Y	Y	60382314	4/28/2020	4/28/2021	EACH OCCURRENCE \$ 4,000,000 AGGREGATE \$ 4,000,000 \$
A	<input checked="" type="checkbox"/> <b>WORKERS COMPENSATION AND EMPLOYERS' LIABILITY</b> ANY PROPRIETOR/PARTNER/EXECUTIVE OFFICER/MEMBER EXCLUDED? (Mandatory in NH) If yes, describe under DESCRIPTION OF OPERATIONS below	Y/N Y	N/A	144211	4/28/2020	4/28/2021	<input checked="" type="checkbox"/> PER STATUTE <input type="checkbox"/> OTH-ER E.L. EACH ACCIDENT \$ 1,000,000 E.L. DISEASE - EA EMPLOYEE \$ 1,000,000 E.L. DISEASE - POLICY LIMIT \$ 1,000,000

**DESCRIPTION OF OPERATIONS / LOCATIONS / VEHICLES (ACORD 101, Additional Remarks Schedule, may be attached if more space is required)**

Certificate holder is included as Additional Insured on the General Liability policy as per endorsement #CG7103, edition 07/17, and on the Auto Liability policy as per endorsement #CA7284, edition 01/17. Waiver of Subrogation applies to certificate holder as respects the General Liability, Auto Liability and Workers Compensation policies, pursuant to and subject to the policies' terms, definitions, conditions and exclusions. The insurance provided in the General Liability policy is primary and any other insurance shall be excess only, and not contributing. General Liability policy includes XC&U. Alternate Employer coverage is provided on the Workers Compensation policy. Umbrella policy is follow form over the General Liability, Auto Liability and Workers Compensation policies.

RE: Bid #50-130941

Project: Lafreniere park upgrade soccer fields

Certificate includes owner and Meyer Engineers, Ltd.

**CERTIFICATE HOLDER**

Jefferson Parish, its Districts Departments and Agencies under the direction of the Parish President and the Parish Council  
Attn: Purchasing Department  
200 Derbigny Street, Suite 4400  
Gretna LA 70053

**CANCELLATION**

SHOULD ANY OF THE ABOVE DESCRIBED POLICIES BE CANCELLED BEFORE THE EXPIRATION DATE THEREOF, NOTICE WILL BE DELIVERED IN ACCORDANCE WITH THE POLICY PROVISIONS.

AUTHORIZED REPRESENTATIVE

© 1988-2015 ACORD CORPORATION. All rights reserved.

📍 600 North Street, Baton Rouge, 70802 📞 (225) 765-2301 🗨 Text-To-Verify: 1 (855) 999-7896



## Louisiana State Licensing Board for Contractors

### Contractor Information

**Business Name** ROTOLO CONSULTANTS, INC.  
**Mailing Address** 38001 Brownsvillage Road  
Slidell, LA 70460  
**Phone Number** (985) 643-2427  
**Fax Number** (985) 643-2691  
**Email Address** lic@rotoloconsultants.com  
**Website** http://

### Active Licenses

**License Number** 29959  
**Type** Commercial License  
**Status** LICENSED  
**Effective** 07/21/2020  
**Expiration** 07/20/2023  
**First Issued** 07/20/1995

### Classifications

Class	Qualifying Party	Parishes
BUILDING CONSTRUCTION	Michael Joseph Rotolo	ALL
BUSINESS AND LAW	Kerry Rotolo	ALL
BUSINESS AND LAW	Michael Joseph Rotolo	ALL
MUNICIPAL AND PUBLIC WORKS CONSTRUCTION	Michael Joseph Rotolo	ALL
SPECIALTY: FENCING	Kerry Rotolo	ALL
SPECIALTY: LANDSCAPING, GRADING AND BEAUTIFICATION	Kerry Rotolo	ALL
SPECIALTY: RECREATION & SPORTING FACILITIES & GOLF COURSES	Michael Joseph Rotolo	ALL
SPECIALTY: SWIMMING POOLS	Michael Joseph Rotolo	ALL






Jefferson Parish - Brenda Campos

**Bond Number: SLA20375493****Contractor Information****Principal:** Rotolo Consultants Inc. 985-643-2427**Address:** 38001 Brownsville Road Slidell Louisiana 70460 United States**Contractor's State Vendor ID Number:** 197086**Owner/Obligee Information****Bond Form:** Bid Bond in accordance with Contract Specifications**Owner / Obligee:** Jefferson Parish**Address:** 200 Derbigny Street Gretna Louisiana 70053 United States**Bond Information****Surety:** Capitol Indemnity Corporation**Rider Present:** [Click here to view](#)**Amount of Bid Security:** 5%**Contract ID Number:** 5000130941**Description of Job:** LAFRENIERE PARK UPGRADE SOCCER FIELDS[View AMBest Information](#) [Treasury List](#)**Primary Agency:**

BXS Insurance, Inc.

Power of Attorney Limited to: \$20,000,000

**Executed****Executed By:**Charles E. Reagin, III - 7/13/2020 12:14:37 PM ET 

Phone: 225-336-3206

Email: surety-batonrouge@bxsi.com

Know all men by these presents that Capitol Indemnity Corporation, a Corporation duly organized under the laws of the State of Wisconsin, are held and firmly bound unto the above owner/obligee by this transmission. The surety agrees to waive the Statute of Fraud defense and further agrees that the owner/obligee is a third party beneficiary of the waiver for the purposes of enforcing this bid bond.

© S2000, Inc.

[Privacy Policy](#)





## CENTRALBIDDING

FROM CENTRAL AUCTION HOUSE

Toggle navigation

- [Home](#)
- [Central Bidding](#)
- [My CP](#)
- [Contact Us](#)
- [Create New](#)
  - [Create New Standard Envelope](#)
- [Logout \(DREAMEY\)](#)

**Central Bidding Time:** Tue Jul 14 2020 14:05:43 GMT-0500 (Central Daylight Time)

Place a Bid: 5000130941 LAFRENIERE PARK UPGRADE SOCCER FIELDS

Enter all required details into the fields below

Louisiana Contractor ID#

29959

Enter all information required on the outside of the sealed envelope in the box below

Bid From: Rotolo Consultants, Inc.  
38001 Brownsvillage Rd.  
Slidell, LA 70460  
Louisiana Contractor's License No: 29959  
Jefferson Parish Vendor ID No: 197086

Bid Bond #

SLA20375493

Jefferson Parish Vendor #:

197086

Upload Attachment(s)

While this site accepts various file types, sizes and quantities, the preferred method for delivering all of the appropriate and required bid documents is one single scanned PDF file. Vendors submitting bids with multiple uploaded images/photos of bid responses are solely responsible for clarity. If uploaded images/documents are not legible, the bidder's submission will be rejected. Please note all requirements in this bid package for electronic bid submission.

Upload a file

Click the Upload button in order to upload bid related documents

[Central Bidding](#) - [Bids by Category](#) - [Arkansas Agencies](#) - [Louisiana Agencies](#)  
- [Mississippi Agencies](#) - [Tennessee Agencies](#)

[Registration](#)  
[Renew/Upgrade Membership](#)  
[Contact Us](#)



Central Auction House, LTD

Bid From: Rotolo Consultants, Inc.  
38001 Brownsvillage Rd.  
Slidell, LA 70460  
Louisiana Contractor's License No: 29959  
Jefferson Parish Vendor ID No: 197086

Bid For: Lafreniere Park Upgrade Soccer Fields  
A/E Project No. 20-1925  
Proposal No. 50-130941

Bid To: Jefferson Parish  
Attn: Purchasing Department  
200 Derbigny Street, Suite 4400  
Gretna, LA 70053

LOUISIANA UNIFORM PUBLIC WORK BID FORM

TO: JEFFERSON PARISH  
ATTN: PURCHASING DEPARTMENT  
200 DERBIGNY STREET, SUITE 4400  
GRETN, LA 70053

BID FOR: LAFRENIERE PARK UPGRADE SOCCER FIELDS  
A/E PROJECT NO. 20-1925  
PROPOSAL NO. 50-130941

The undersigned bidder hereby declares and represents that she/he; a) has carefully examined and understands the Bidding Documents, b) has not received, relied on, or based his bid on any verbal instructions contrary to the Bidding Documents or any addenda, c) has personally inspected and is familiar with the project site, and hereby proposes to provide all labor, materials, tools, appliances and facilities as required to perform, in a workmanlike manner, all work and services for the construction and completion of the referenced project, all in strict accordance with the Bidding Documents prepared by: MEYER ENGINEERS. LTD. and dated: APRIL 6, 2020.

Bidders must acknowledge all addenda. The Bidder acknowledges receipt of the following **ADDENDA**: (Enter the number the Designer has assigned to each of the addenda that the Bidder is acknowledging) 1

**TOTAL BASE BID:** For all work required by the Bidding Documents (including any and all unit prices designated "Base Bid" \* but not alternates) the sum of:

Two Million, Eight Hundred Sixty-Five Thousand Dollars (\$ 2,865,000.00)

**ALTERNATES:** For any and all work required by the Bidding Documents for Alternates including any and all unit prices designated as alternates in the unit price description.

**Alternate No. 1** (Owner to provide description of alternate and state whether add or deduct) for the lump sum of:

N/A Dollars (\$                     )

**Alternate No. 2** (Owner to provide description of alternate and state whether add or deduct) for the lump sum of:

N/A Dollars (\$                     )

**Alternate No. 3** (Owner to provide description of alternate and state whether add or deduct) for the lump sum of:

N/A Dollars (\$                     )

**NAME OF BIDDER:** Rotolo Consultants, Inc.

**ADDRESS OF BIDDER:** 38001 Brownsvillage Rd, Slidell, LA 70460

**LOUISIANA CONTRACTOR'S LICENSE NUMBER:** 29959

**Name OF AUTHORIZED SIGNATORY OF BIDDER:** Brian Rotolo

**TITLE OF AUTHORIZED SIGNATORY OF BIDDER:** CFO / Secretary

**SIGNATURE OF AUTHORIZED SIGNATORY OF BIDDER \*\*: **

**DATE:** 7-14-2020

**THE FOLLOWING ITEMS ARE TO BE INCLUDED WITH THE SUBMISSION OF THIS LOUISIANA UNIFORM PUBLIC WORK BID FORM:**

\* The Unit Price Form shall be used if the contract includes unit prices. Otherwise it is not required and need not be included with the form. The number of unit prices that may be included is not limited and additional sheets may be included if needed.

\*\* A CORPORATE RESOLUTION OR WRITTEN EVIDENCE of the authority of the person signing the bid for the public Work as prescribed by LA R.S. 38:2212(B)(5).

**BID SECURITY** in the form of a bid bond, certified check or cashier's check as prescribed by LA RS 38:2218.(A) attached to and made a part of this bid.



**LOUISIANA UNIFORM PUBLIC WORK BID FORM**  
**UNIT PRICE FORM**

TO: JEFFERSON PARISH PURCHASING  
200 DERBIGNY STREET, SUITE 4400  
GRETN, LA 70053

BID FOR: LAFRENIERE PARK UPGRADE SOCCER FIELDS  
A/E PROJECT NO. 20-1925  
PROPOSAL NO. 50-130941

UNIT PRICES: This form shall be used for any and all work required by the Bidding Documents and described as unit prices. Amounts shall be stated in figures and only in figures.

DESCRIPTION:	<input checked="" type="checkbox"/> Base Bid or <input type="checkbox"/> Alt.# ____ Labor, Materials and Equipment necessary to complete job as per the specifications			
REF. NO.	QUANTITY:	UNIT OF MEASURE:	UNIT PRICE	UNIT PRICE EXTENSION ( <i>Quantity times Unit Price</i> )
1	1	Lump sum	\$2,865,000.00	\$2,865,000.00

DESCRIPTION:	<input checked="" type="checkbox"/> Base Bid or <input type="checkbox"/> Alt.# ____ Cost to contractor to list Jefferson Parish as an additional insured on Contractor's General Liability Insurance			
REF. NO.	QUANTITY:	UNIT OF MEASURE:	UNIT PRICE	UNIT PRICE EXTENSION ( <i>Quantity times Unit Price</i> )
2	1	ONLY	\$ 0.00	\$ 0.00

DESCRIPTION:	<input checked="" type="checkbox"/> Base Bid or <input type="checkbox"/> Alt.# ____ Cost to contractor to list Jefferson Parish as an additional insured on Contractor's Automotive Insurance			
REF. NO.	QUANTITY:	UNIT OF MEASURE:	UNIT PRICE	UNIT PRICE EXTENSION ( <i>Quantity times Unit Price</i> )
3	1	ONLY	\$ 0.00	\$ 0.00

DESCRIPTION:	<input checked="" type="checkbox"/> Base Bid or <input type="checkbox"/> Alt.# ____ Cost to contractor to list Jefferson Parish as named insured on Builder's Risk Insurance Policy			
REF. NO.	QUANTITY:	UNIT OF MEASURE:	UNIT PRICE	UNIT PRICE EXTENSION ( <i>Quantity times Unit Price</i> )
4	1	ONLY	\$ 0.00	\$ 0.00

DESCRIPTION:	<input checked="" type="checkbox"/> Base Bid or <input type="checkbox"/> Alt.# ____ Cost of Contractor's Owners Protection Liability Insurance policy			
REF. NO.	QUANTITY:	UNIT OF MEASURE:	UNIT PRICE	UNIT PRICE EXTENSION ( <i>Quantity times Unit Price</i> )
5	1	ONLY	\$ 0.00	\$ 0.00

DESCRIPTION:	<input type="checkbox"/> Base Bid or <input type="checkbox"/> Alt.# ____			
REF. NO.	QUANTITY:	UNIT OF MEASURE:	UNIT PRICE	UNIT PRICE EXTENSION ( <i>Quantity times Unit Price</i> )

DESCRIPTION:	<input type="checkbox"/> Base Bid or <input type="checkbox"/> Alt.# ____			
REF. NO.	QUANTITY:	UNIT OF MEASURE:	UNIT PRICE	UNIT PRICE EXTENSION ( <i>Quantity times Unit Price</i> )

DESCRIPTION:	<input type="checkbox"/> Base Bid or <input type="checkbox"/> Alt.# ____			
REF. NO.	QUANTITY:	UNIT OF MEASURE:	UNIT PRICE	UNIT PRICE EXTENSION ( <i>Quantity times Unit Price</i> )

DESCRIPTION:	<input type="checkbox"/> Base Bid or <input type="checkbox"/> Alt.# ____			
REF. NO.	QUANTITY:	UNIT OF MEASURE:	UNIT PRICE	UNIT PRICE EXTENSION ( <i>Quantity times Unit Price</i> )

DESCRIPTION:	<input type="checkbox"/> Base Bid or <input type="checkbox"/> Alt.# ____			
REF. NO.	QUANTITY:	UNIT OF MEASURE:	UNIT PRICE	UNIT PRICE EXTENSION ( <i>Quantity times Unit Price</i> )

Wording for "DESCRIPTION" is to be provided by the Owner

All quantities are estimated. The contractor will be paid upon actual quantities as verified by Owner.

## CORPORATE RESOLUTION

EXCERPT FROM MINUTES OF MEETING OF THE BOARD OF DIRECTORS OF  
Rotolo Consultants, Inc.

---

INCORPORATED.

AT THE MEETING OF DIRECTORS OF Rotolo Consultants, Inc.  
INCORPORATED, DULY NOTICED AND HELD ON January 1, 2019,  
A QUORUM BEING THERE PRESENT, ON MOTION DULY MADE AND SECONDED. IT  
WAS:

Keith Rotolo, President / Brian Rotolo, CFO/Secretary/ Michael Rotolo, COO /  
RESOLVED THAT Joe Rotolo, Individual / Jodi Corey, VP of Operations, BE AND IS HEREBY  
APPOINTED, CONSTITUTED AND DESIGNATED AS AGENT AND ATTORNEY-IN-  
FACT OF THE CORPORATION WITH FULL POWER AND AUTHORITY TO ACT ON  
BEHALF OF THIS CORPORATION IN ALL NEGOTIATIONS, BIDDING, CONCERNS  
AND TRANSACTIONS WITH THE PARISH OF JEFFERSON OR ANY OF ITS AGENCIES,  
DEPARTMENTS, EMPLOYEES OR AGENTS, INCLUDING BUT NOT LIMITED TO, THE  
EXECUTION OF ALL BIDS, PAPERS, DOCUMENTS, AFFIDAVITS, BONDS, SURETIES,  
CONTRACTS AND ACTS AND TO RECEIVE ALL PURCHASE ORDERS AND NOTICES  
ISSUED PURSUANT TO THE PROVISIONS OF ANY SUCH BID OR CONTRACT, THIS  
CORPORATION HEREBY RATIFYING, APPROVING, CONFIRMING, AND ACCEPTING  
EACH AND EVERY SUCH ACT PERFORMED BY SAID AGENT AND ATTORNEY-IN-  
FACT.


I HEREBY CERTIFY THE FOREGOING TO BE  
A TRUE AND CORRECT COPY OF AN  
EXCERPT OF THE MINUTES OF THE ABOVE  
DATED MEETING OF THE BOARD OF  
DIRECTORS OF SAID CORPORATION, AND  
THE SAME HAS NOT BEEN REVOKED OR  
RESCINDED.

  
Brian Rotolo

SECRETARY-TREASURER

7-14-2020

DATE



Public Works Bid

AFFIDAVIT

COPY

STATE OF Louisiana

PARISH/COUNTY OF St. Tammany

BEFORE ME, the undersigned authority, personally came and appeared: \_\_\_\_\_

Brian Rotolo, (Affiant) who after being by me duly sworn, deposed and said that he/she is the fully authorized Secretary / CFO of Rotolo Consultants, Inc. (Entity), the party who submitted a bid in response to Bid Number 50-130941, to the Parish of Jefferson.

Affiant further said:

Campaign Contribution Disclosures

(Choose A or B, if option A is indicated please include the required attachment):

Choice A \_\_\_\_\_ Attached hereto is a list of all campaign contributions, including the date and amount of each contribution, made to current or former elected officials of the Parish of Jefferson by Entity, Affiant, and/or officers, directors and owners, including employees, owning 25% or more of the Entity during the two-year period immediately preceding the date of this affidavit or the current term of the elected official, whichever is greater. Further, Entity, Affiant, and/or Entity Owners have not made any contributions to or in support of current or former members of the Jefferson Parish Council or the Jefferson Parish President through or in the name of another person or legal entity, either directly or indirectly.

Choice B X there are NO campaign contributions made which would require disclosure under Choice A of this section.



COPY

Affiant further said:

Debt Disclosures

**(Choose A or B, if option A is indicated please include the required attachment):**

Choice A \_\_\_\_\_ Attached hereto is a list of all debts owed by the affiant to any elected or appointed official of the Parish of Jefferson, and any and all debts owed by any elected or appointed official of the parish to the Affiant.

Choice B X There are NO debts which would require disclosure under Choice A of this section.

Affiant further said:

That Affiant has employed no person, corporation, firm, association, or other organization, either directly or indirectly, to secure the public contract under which he received payment, other than persons regularly employed by the Affiant whose services in connection with the construction, alteration or demolition of the public building or project or in securing the public contract were in the regular course of their duties for Affiant; and

That no part of the contract price received by Affiant was paid or will be paid to any person, corporation, firm, association, or other organization for soliciting the contract, other than the payment of their normal compensation to persons regularly employed by the Affiant whose services in connection with the construction, alteration or demolition of the public building or project were in the regular course of their duties for Affiant.

Affiant further said:

Affiant personally has not been convicted of, nor has he/she entered into a plea of guilty or nolo contendere to any of the crimes or equivalent federal crimes listed below. No individual partner, incorporator, director, manager, officer, organizer, or member, who has a minimum of a ten percent ownership in the Bidding Entity, has been convicted of, or has entered a plea of guilty or nolo contendere to any of the crimes or equivalent federal crimes listed below. A conviction of or plea of guilty or nolo contendere to the following state crimes or equivalent federal crimes shall permanently bar any person or the bidding entity from bidding on public projects:

- (a) Public bribery (R.S. 14:118)
- (b) Corrupt influencing (R.S. 14:120)
- (c) Extortion (R.S. 14:66)
- (d) Money laundering (R.S. 14:230)



COPY

A conviction of or plea of guilty or nolo contendere to the following state crimes or equivalent federal crimes shall bar any person or the bidding entity from bidding on public projects for a period of five years from the date of conviction or from the date of the entrance of the plea of guilty or nolo contendere:

- (a) Theft (R.S. 14:67)
- (b) Identity Theft (R.S. 14:67, 16)
- (c) Theft of a business record (R.S. 14:67.20)
- (d) False accounting (R.S. 14:70)
- (e) Issuing worthless checks (R.S. 14:71)
- (f) Bank fraud (R.S. 14:71.1)
- (g) Forgery (R.S. 14:72)
- (h) Contractors; misapplication of payments (R.S. 14:202)
- (i) Malfeasance in office (R.S. 14:134)


The five-year prohibition provided for in this section shall apply only if the crime was committed during the solicitation or execution of a contract or bid awarded pursuant to these provisions. If evidence is submitted substantiating that a false attestation has been made and the project must be readvertised or the contract cancelled, the awarded entity making the false attestation shall be responsible to the public entity for the costs of rebidding, additional costs due to increased costs of bids and any and all delay costs due to the rebid or cancellation of this project.

*[The remainder of this page is intentionally left blank.]*


COPY

Affiant further said:

- (1) Entity is registered and participates in a status verification system to verify that all employees in the State of Louisiana are legal citizens of the United States or are legal aliens.
- (2) Entity shall continue, during the term of the contract, to utilize a status verification system to verify the legal status of all new employees in the State of Louisiana.
- (3) Entity shall require all subcontractors to submit to the Entity a sworn affidavit verifying compliance with statements (1) and (2).


  
Signature of Affiant

Brian Rotolo  
Printed Name of Affiant



SWORN AND SUBSCRIBED TO BEFORE ME


ON THE 14<sup>th</sup> DAY OF July, 2020

  
Notary Public

Crystal Gravois  
Printed Name of Notary

06725  
Notary/Bar Roll Number

My commission expires With Life



# Louisiana Secretary of State

## R. Kyle Ardoin

### SEARCH FOR LOUISIANA NOTARIES

A practicing notary in a parish may notarize in reciprocal parishes without additional bonding or examination.

You can also download information about all notaries on file. For more information, see Notary Bulk Data.

[Print](#)

#### Notary Search - Detail

**Name:** MS. CRYSTAL GRAVOIS  
**Address:** 1071 ROBERT BLVD STE 2  
SLIDELL, LA 70458  
**Phone:** (985) 649-6949  
**Phone 2:** (985) 774-5839

**Notary ID Number:** 66725  
**Parish:** ST. TAMMANY  
**Agency:** N/A  
**Notary Type:** Non Attorney  
**Status:** Active

**Commission Date:** 10/28/2013  
**Oath Date:** 10/23/2013  
**Surety Expiration Date:** 09/03/2022  
**Annual Report Current:** Yes

#### Notary Events

<b>Name Change</b>	Previous Name: CRYSTAL DUNN	Previous Commission Date: 09/09/2008
<b>Name Change</b>	Previous Name: CRYSTAL STRECKER	Previous Commission Date: 10/21/2002

Deceased, Inactivated, Leave of Absence, Pre-Assessment Registration, Pre-Assessment Taken, Resigned, Retirement, and Revoked events are not available prior to February 11, 2012.

[Back to Search Results](#)[New Search](#)





# CERTIFICATE OF LIABILITY INSURANCE

DATE (MM/DD/YYYY)

6/26/2020

THIS CERTIFICATE IS ISSUED AS A MATTER OF INFORMATION ONLY AND CONFERS NO RIGHTS UPON THE CERTIFICATE HOLDER. THIS CERTIFICATE DOES NOT AFFIRMATIVELY OR NEGATIVELY AMEND, EXTEND OR ALTER THE COVERAGE AFFORDED BY THE POLICIES BELOW. THIS CERTIFICATE OF INSURANCE DOES NOT CONSTITUTE A CONTRACT BETWEEN THE ISSUING INSURER(S), AUTHORIZED REPRESENTATIVE OR PRODUCER, AND THE CERTIFICATE HOLDER.

**IMPORTANT:** If the certificate holder is an ADDITIONAL INSURED, the policy(ies) must have ADDITIONAL INSURED provisions or be endorsed. If SUBROGATION IS WAIVED, subject to the terms and conditions of the policy, certain policies may require an endorsement. A statement on this certificate does not confer rights to the certificate holder in lieu of such endorsement(s).

<b>PRODUCER</b> BXS Insurance 4041 Essen Lane, Suite 400 Baton Rouge LA 70809		<b>CONTACT NAME:</b> Cheryl Ann Boudreaux <b>PHONE (A/C, No, Ext):</b> 225-336-3200 <b>E-MAIL ADDRESS:</b> cheryl.boudreaux@bksi.com <b>FAX (A/C, No):</b> 225-336-4536		
<b>INSURED</b> Rotolo Consultants, Inc. 38001 Brownsville Road Slidell LA 70460		<b>INSURER(S) AFFORDING COVERAGE</b>		<b>NAIC #</b>
		INSURER A : Gray Insurance Company		36307
		INSURER B : Hallmark Specialty Insurance Company		26808
		INSURER C : Starr Indemnity & Liability Company		38318
		INSURER D : Great American Insurance Co.		16691
		INSURER E :		
INSURER F :				

**COVERAGES****CERTIFICATE NUMBER:** 1852113262**REVISION NUMBER:**

THIS IS TO CERTIFY THAT THE POLICIES OF INSURANCE LISTED BELOW HAVE BEEN ISSUED TO THE INSURED NAMED ABOVE FOR THE POLICY PERIOD INDICATED. NOTWITHSTANDING ANY REQUIREMENT, TERM OR CONDITION OF ANY CONTRACT OR OTHER DOCUMENT WITH RESPECT TO WHICH THIS CERTIFICATE MAY BE ISSUED OR MAY PERTAIN, THE INSURANCE AFFORDED BY THE POLICIES DESCRIBED HEREIN IS SUBJECT TO ALL THE TERMS, EXCLUSIONS AND CONDITIONS OF SUCH POLICIES. LIMITS SHOWN MAY HAVE BEEN REDUCED BY PAID CLAIMS.

INSR LTR	TYPE OF INSURANCE	ADDL INSD	SUBR WVD	POLICY NUMBER	POLICY EFF (MM/DD/YYYY)	POLICY EXP (MM/DD/YYYY)	LIMITS
A	<input checked="" type="checkbox"/> COMMERCIAL GENERAL LIABILITY <input type="checkbox"/> CLAIMS-MADE <input checked="" type="checkbox"/> OCCUR  GEN'L AGGREGATE LIMIT APPLIES PER: <input type="checkbox"/> POLICY <input checked="" type="checkbox"/> PRO-JECT <input type="checkbox"/> LOC OTHER:			XSGL074422	6/30/2019	7/1/2022	EACH OCCURRENCE \$ 1,000,000 DAMAGE TO RENTED PREMISES (Ea occurrence) \$ 100,000 MED EXP (Any one person) \$ 5,000 PERSONAL & ADV INJURY \$ 1,000,000 GENERAL AGGREGATE \$ 3,000,000 PRODUCTS - COMP/OP AGG \$ 3,000,000 SIR \$ 100,000
A	<input checked="" type="checkbox"/> AUTOMOBILE LIABILITY <input checked="" type="checkbox"/> ANY AUTO <input type="checkbox"/> OWNED AUTOS ONLY <input type="checkbox"/> SCHEDULED AUTOS <input checked="" type="checkbox"/> HIRED AUTOS ONLY <input checked="" type="checkbox"/> NON-OWNED AUTOS ONLY			XSAL075423	6/30/2019	7/1/2022	COMBINED SINGLE LIMIT (Ea accident) \$ 1,000,000 BODILY INJURY (Per person) \$ BODILY INJURY (Per accident) \$ PROPERTY DAMAGE (Per accident) \$ SIR \$ 100,000
A	<input type="checkbox"/> UMBRELLA LIAB <input checked="" type="checkbox"/> EXCESS LIAB <input type="checkbox"/> DED <input type="checkbox"/> RETENTION \$			GXS043597	7/1/2020	7/1/2021	EACH OCCURRENCE \$ 4,000,000 AGGREGATE \$ 4,000,000 \$
A	<input checked="" type="checkbox"/> WORKERS COMPENSATION AND EMPLOYERS' LIABILITY ANY PROPRIETOR/PARTNER/EXECUTIVE OFFICER/MEMBER EXCLUDED? (Mandatory in NH) If yes, describe under DESCRIPTION OF OPERATIONS below	Y/N N	N/A	XSWC071151	6/30/2019	7/1/2022	<input checked="" type="checkbox"/> PER STATUTE <input type="checkbox"/> OTH-ER LOUISIANA E.L. EACH ACCIDENT \$ 1,000,000 E.L. DISEASE - EA EMPLOYEE \$ 1,000,000 E.L. DISEASE - POLICY LIMIT \$ 1,000,000
B C D	EXCESS \$1 X \$4ML Leased/Rented Equipment Cont&Site Pollution/Professional			77HX2095BB ITH100065017520 PCME56604800	7/1/2020 7/1/2020 7/1/2020	7/1/2021 7/1/2021 7/1/2021	1,000,000 Per Occ 500,000 Per Item 2,000,000 Per Occ 1,000,000 Agg 500,000 Maximum 2,000,000 Agg

**DESCRIPTION OF OPERATIONS / LOCATIONS / VEHICLES** (ACORD 101, Additional Remarks Schedule, may be attached if more space is required)

Subject to policy terms, conditions and exclusions; the certificate holder shall be considered an Additional Insured on a Primary and Non-Contributory basis in respects to General Liability (Additional Insured Form Includes Completed Operations), Automobile Liability and Excess policies when required by written contract or agreement with a Waiver of Subrogation granted in their favor in respects to General Liability, Automobile Liability, Worker's Compensation, and Excess policies when required by written contract, but only to the extent of the Named Insured's obligation to indemnify, defend and/or hold harmless the certificate holder when required by written contract.

Auto Physical Damage is included on the auto policy referenced above with a \$5,000 physical damage deductible.  
See Attached...

**CERTIFICATE HOLDER****CANCELLATION**

MASTER CERTIFICATE

SHOULD ANY OF THE ABOVE DESCRIBED POLICIES BE CANCELLED BEFORE THE EXPIRATION DATE THEREOF, NOTICE WILL BE DELIVERED IN ACCORDANCE WITH THE POLICY PROVISIONS.

AUTHORIZED REPRESENTATIVE

© 1988-2015 ACORD CORPORATION. All rights reserved.





# **ADDITIONAL REMARKS SCHEDULE**

AGENCY BXS Insurance		NAMED INSURED Rotolo Consultants, Inc. 38001 Brownsville Road Slidell LA 70460	
POLICY NUMBER			
CARRIER	NAIC CODE	EFFECTIVE DATE:	

## **ADDITIONAL REMARKS**

**THIS ADDITIONAL REMARKS FORM IS A SCHEDULE TO ACORD FORM,**

**FORM NUMBER:** 25 **FORM TITLE:** CERTIFICATE OF LIABILITY INSURANCE

SEE EXTRA PAGE FOR THE GRAY INSURANCE PROGRAM ENDORSEMENTS

Subject to policy terms, conditions and exclusions; 30 Day Notice of Cancellation shall be given in respects to General Liability, Auto Liability and Workers Compensation and Excess policies referenced above.

Blanket Alternate Employer is included on the Worker's Compensation policy when required by written contract or agreement.

### **LEASED/RENTED EQUIPMENT COVERAGE:**

Limit: \$500,000 per item/\$500,000 per occurrence - \$2,500 Deductible

Certificate Holder shown as additional insured and loss payee with respect to leased/rented/borrowed equipment when required by written contract. Subject to policy terms and conditions, loss payee shall receive the amount the insured is obligated to pay for direct physical loss or damage to contractor's equipment by reason of their assumption of liability in a written contract or written agreement executed prior to the loss or damage for contractor's equipment that you lease or rent up to the maximum per item.

### **Other Workers Compensation Policies:**

GWC-071151 NON-LA and NON FL WORK COMP - Includes Waiver of Subrogation and 30 day Notice of Cancellation when required by written contract

Carrier: The Gray Insurance Company

Policy Dates: 7/1/2020-7/1/2021

E.L. EACH ACCIDENT - \$1,000,000

E.L. DISEASE - EA EMPLOYEE - \$1,000,000

E.L. DISEASE - POLICY LIMIT - \$1,000,000

GWC-071151-FL-2 - FL WORK COMP - Includes Waiver of Subrogation and 30 day Notice of Cancellation when required by written contract

Carrier: The Gray Insurance Company

Policy Dates: 7/1/2020-7/1/2021

E.L. EACH ACCIDENT - \$1,000,000

E.L. DISEASE - EA EMPLOYEE - \$1,000,000

E.L. DISEASE - POLICY LIMIT - \$1,000,000

Excess Policies are follow form in respects to General Liability, Auto Liability and Workers Compensation.

**THE GRAY INSURANCE COMPANY**

**The below coverages apply if the corresponding policy number is indicated on the previous page.**

**A. Commercial General Liability**

General Liability Policy Includes:

Blanket Waiver of Subrogation when required by written contract.

Blanket Additional Insured (CGL Form# CG 20 10 11 85) when required by written contract.

Primary Insurance Wording Included when required by written contract.

Broad Form Property Damage Liability including Explosion, Collapse and Underground (XCU).

Premises/Operations

Products/Completed Operations

Contractual Liability

Sudden and Accidental Pollution Liability

Occurrence Form

Personal Injury

"In Rem" Endorsement

Cross Liability

Severability of Interests Provision

"Action Over" Claims

Independent Contractors coverage for work sublet

Vessel Liability - Watercraft exclusion has been modified by the vessels endorsement on scheduled equipment.

General Aggregate applies per project or equivalent.

**B. Automobile Liability Policy Includes:**

Blanket Waiver of Subrogation when required by written contract.

Blanket Additional Insured when required by written contract.

**C. Workers Compensation Policy Includes:**

Blanket Waiver of Subrogation when required by written contract.

U.S. Longshoremen's and Harbor Workers Compensation Act Coverage

Outer Continental Shelf Land Act

Jones Act (including Transportation, Wages, Maintenance, and Cure),

Death on the High Seas Act & General Maritime Law.

Maritime Employers Liability Limit: \$1,000,000

Voluntary Compensation Endorsement

Other States Insurance

Alternate Employer/Borrowed Servant Endorsement

"In Rem" Endorsement

Gulf of Mexico Territorial Extension

**D. Excess Liability Policy Includes:**

Coverage is excess of the Auto Liability, General Liability, Employers Liability, & Maritime Employers Liability policies

Blanket Waiver of Subrogation when required by written contract.

Blanket Additional Insured when required by written contract.

**THIS ENDORSEMENT CHANGES THE POLICY. PLEASE READ IT CAREFULLY.**

**ADDITIONAL INSURED— OWNERS, LESSEES OR  
CONTRACTORS (FORM B)**

This endorsement modifies insurance provided under the following:

COMMERCIAL GENERAL LIABILITY COVERAGE PART.

**SCHEDULE**

**Name of Person or Organization:**

When required by written contract, any person, firm or organization.

(If no entry appears above, information required to complete this endorsement will be shown in the Declarations as applicable to this endorsement.)

WHO IS AN INSURED (Section II) is amended to include as an insured the person or organization shown in the Schedule, but only with respect to liability arising out of "your work" for that insured by or for you.

**THIS ENDORSEMENT CHANGES THE POLICY. PLEASE READ IT CAREFULLY.**

## **PRIMARY AND NONCONTRIBUTORY – OTHER INSURANCE CONDITION**

This endorsement modifies insurance provided under the following:

COMMERCIAL GENERAL LIABILITY COVERAGE PART  
PRODUCTS/COMPLETED OPERATIONS LIABILITY COVERAGE PART

The following is added to the **Other Insurance** Condition and supersedes any provision to the contrary:

### **Primary And Noncontributory Insurance**

This insurance is primary to and will not seek contribution from any other insurance available to an additional insured under your policy provided that:

- (1) The additional insured is a Named Insured under such other insurance; and

- (2) You have agreed in writing in a contract or agreement that this insurance would be primary and would not seek contribution from any other insurance available to the additional insured.



**THIS ENDORSEMENT CHANGES THE POLICY. PLEASE READ IT CAREFULLY.**

## **WAIVER OF TRANSFER RIGHTS OF RECOVERY AGAINST OTHERS**

This endorsement modifies insurance provided under the following:

COMMERCIAL GENERAL LIABILITY COVERAGE PART.  
OWNERS AND CONTRACTORS PROTECTIVE LIABILITY COVERAGE PART

### **SCHEDULE**

**Name of Person or Organization:**

If required by written contract, any person, firm or organization.

(If no entry appears above, information required to complete this endorsement will be shown in the Declarations as applicable to this endorsement.)

We waive any right of recovery we may have against the person or organization shown in the Schedule because of payments we make for injury or damage arising out of "your work" done under a contract with that person or organization. The waiver applies only to the person or organization shown in the Schedule.

**Policy Number: XSAL-075423**

BUSINESS AUTOMOBILE COVERAGE

**ADDITIONAL INSURED - DESIGNATED PERSON OR ORGANIZATION**

This endorsement modifies insurance provided under the following:

BUSINESS AUTOMOBILE COVERAGE

**SCHEDULE**

**NAME OF PERSON OR ORGANIZATION:**

When required by written contract, any person, firm or organization.

WHO IS AN INSURED (Section II) is amended to include as an insured the person or organization shown in the Schedule as an insured but only with respect to liability arising out of your operations of "autos".

Contains Material.  
Copyright, Insurance Services Office, Inc., 1984

THIS ENDORSEMENT CHANGES THE POLICY. PLEASE READ IT CAREFULLY.

## **PRIMARY AND NONCONTRIBUTORY- OTHER INSURANCE CONDITION**

This endorsement modifies insurance provided under the following:

AUTO DEALERS COVERAGE FORM  
BUSINESS AUTO COVERAGE FORM  
MOTOR CARRIER COVERAGE FORM

With respect to coverage provided by this endorsement, the provisions of the Coverage Form apply unless modified by the endorsement.

A. The following is added to the Other Insurance Condition in the Business Auto Coverage Form and the Other Insurance- Primary And Excess Insurance Provisions in the Motor Carrier Coverage Form and supersedes any provision to the contrary:

This Coverage Form's Covered Autos Liability Coverage is primary to and will not seek contribution from any other insurance available to an "insured" under your policy provided that:

1. Such "insured" is a Named Insured under such other insurance; and
2. You have agreed in writing in a contract or agreement that this insurance would be primary and would not seek contribution *from* any other insurance available to such "insured".

B. The following is added to the Other Insurance Condition in the Auto Dealers Coverage Form and supersedes any provision to the contrary:

This Coverage Form's Covered Autos Liability Coverage and General Liability Coverages are primary to and will not seek contribution from any other insurance available to an "insured" under your policy provided that:

1. Such "insured" is a Named Insured under such other insurance; and
2. You have agreed in writing in a contract or agreement that this insurance would be primary and would not seek contribution from any other insurance available to such "insured".

THIS ENDORSEMENT CHANGES THE POLICY. PLEASE READ IT CAREFULLY.

**WAIVER OF TRANSFER OF RIGHTS OF RECOVERY  
AGAINST OTHERS TO US (WAIVER OF SUBROGATION)**

This endorsement modifies insurance provided under the following:

AUTO DEALERS COVERAGE FORM  
BUSINESS AUTO COVERAGE FORM  
MOTOR CARRIER COVERAGE FORM

With respect to coverage provided by this endorsement, the provisions of the Coverage Form apply unless modified by the endorsement.

This endorsement changes the policy effective on the inception date of the policy unless another date is indicated below.

Named Insured:

Endorsement Effective Date:

SCHEDULE

Name(s) Of Person(s) Or Organization(s):

When required by written contract, any person, firm or organization.

Information required to complete this Schedule, if not shown above, will be shown in the Declarations.

The Transfer Of Rights Of Recovery Against Others To Us condition does not apply to the person(s) or organization(s) shown in the Schedule, but only to the extent that subrogation is waived prior to the "accident" or the "loss" under a contract with that person or organization.



Policy Number: XSWC-071151-LA WORK COMP, GWC-071151-NON LA/NON FL WORK COMP;

---

GWC-071151-FL1-FL WORK COMP

**WAIVER OF OUR RIGHT TO RECOVER FROM OTHERS ENDORSEMENT**

We have the right to recover our payments from anyone liable for an injury covered by this policy. We will not enforce our right against the person or organization named in the Schedule. (This agreement applies only to the extent that you perform work under a written contract that requires you to obtain this agreement from us.)

This agreement shall not operate directly or indirectly to benefit any one not named in the Schedule.

**Schedule**

When required by written contract, any person, firm or organization.

**Policy Number: XSGL-074422, XSAL-075423, XSWC-071151 LA WORK COMP,  
GWC-071151 NON-LA/NON FL WORK COMP, GWC-071151-FL-1 WORK COMP**

**ENDORSEMENT**

In the event of cancellation by the Company THIRTY (30) days written notice will be given to the scheduled certificate holders. This notice in no way changes the notice of cancellation that is required to be given to the insured by any state law:

**Schedule**

**Any person, organization or company as required by written contract.**

**Request for Taxpayer  
Identification Number and Certification**

Give form to the  
requester. Do not  
send to the IRS.

Print or type  
See Specific Instructions on page 2.

Name (as shown on your income tax return)

Rotolo Consultants, Inc

Business name, if different from above

Check appropriate box: ☐ Individual/Sole proprietor ☒ Corporation ☐ Partnership

☐ Limited liability company. Enter the tax classification (D=disregarded entity, C=corporation, P=partnership) .....

☐ Other (see instructions)

☐ Exempt  
payee

Address (number, street, and apt. or suite no.)

38001 Brownsville Road

City, state, and ZIP code

Slidell, LA 70460

Requester's name and address (optional)

List account number(s) here (optional)

**Part I Taxpayer Identification Number (TIN)**

Enter your TIN in the appropriate box. The TIN provided must match the name given on Line 1 to avoid backup withholding. For individuals, this is your social security number (SSN). However, for a resident alien, sole proprietor, or disregarded entity, see the Part I instructions on page 3. For other entities, it is your employer identification number (EIN). If you do not have a number, see *How to get a TIN* on page 3.

**Note.** If the account is in more than one name, see the chart on page 4 for guidelines on whose number to enter.

Social security number

or

Employer identification number

72 1285520

**Part II Certification**

Under penalties of perjury, I certify that:

1. The number shown on this form is my correct taxpayer identification number (or I am waiting for a number to be issued to me), and
2. I am not subject to backup withholding because: (a) I am exempt from backup withholding, or (b) I have not been notified by the Internal Revenue Service (IRS) that I am subject to backup withholding as a result of a failure to report all interest or dividends, or (c) the IRS has notified me that I am no longer subject to backup withholding, and
3. I am a U.S. citizen or other U.S. person (defined below).

**Certification instructions.** You must cross out item 2 above if you have been notified by the IRS that you are currently subject to backup withholding because you have failed to report all interest and dividends on your tax return. For real estate transactions, item 2 does not apply. For mortgage interest paid, acquisition or abandonment of secured property, cancellation of debt, contributions to an individual retirement arrangement (IRA), and generally, payments other than interest and dividends, you are not required to sign the Certification, but you must provide your correct TIN. See the instructions on page 4.

Sign  
Here

Signature of  
U.S. person

Date 7-26-2019

**General Instructions**

Section references are to the Internal Revenue Code unless otherwise noted.

**Purpose of Form**

A person who is required to file an information return with the IRS must obtain your correct taxpayer identification number (TIN) to report, for example, income paid to you, real estate transactions, mortgage interest you paid, acquisition or abandonment of secured property, cancellation of debt, or contributions you made to an IRA.

Use Form W-9 only if you are a U.S. person (including a resident alien), to provide your correct TIN to the person requesting it (the requester) and, when applicable, to:

1. Certify that the TIN you are giving is correct (or you are waiting for a number to be issued),
2. Certify that you are not subject to backup withholding, or
3. Claim exemption from backup withholding if you are a U.S. exempt payee. If applicable, you are also certifying that as a U.S. person, your allocable share of any partnership income from a U.S. trade or business is not subject to the withholding tax on foreign partners' share of effectively connected income.

**Note.** If a requester gives you a form other than Form W-9 to request your TIN, you must use the requester's form if it is substantially similar to this Form W-9.

**Definition of a U.S. person.** For federal tax purposes, you are considered a U.S. person if you are:

- An individual who is a U.S. citizen or U.S. resident alien,
- A partnership, corporation, company, or association created or organized in the United States or under the laws of the United States,
- An estate (other than a foreign estate), or
- A domestic trust (as defined in Regulations section 301.7701-7).

**Special rules for partnerships.** Partnerships that conduct a trade or business in the United States are generally required to pay a withholding tax on any foreign partners' share of income from such business. Further, in certain cases where a Form W-9 has not been received, a partnership is required to presume that a partner is a foreign person, and pay the withholding tax. Therefore, if you are a U.S. person that is a partner in a partnership conducting a trade or business in the United States, provide Form W-9 to the partnership to establish your U.S. status and avoid withholding on your share of partnership income.

The person who gives Form W-9 to the partnership for purposes of establishing its U.S. status and avoiding withholding on its allocable share of net income from the partnership conducting a trade or business in the United States is in the following cases:

- The U.S. owner of a disregarded entity and not the entity,



## Louisiana State Licensing Board for Contractors

## Contractor Information

**Business Name** RAMJ CONSTRUCTION, L.L.C.  
**Mailing Address** P.O. Box 1109  
Kenner, LA 70063  
**Phone Number** (504) 468-2352  
**Fax Number** (504) 468-2353  
**Email Address** cheryl716@bellsouth.net  
**Website** http://

## Active Licenses

**License Number** 52880  
**Type** Commercial License  
**Status** LICENSED  
**Effective** 11/20/2018  
**Expiration** 11/19/2021  
**First Issued** 11/19/2009

## Classifications

Class	Qualifying Party	Parishes
BUILDING CONSTRUCTION	Michael Wray Knox	ALL
BUSINESS AND LAW	Michael Wray Knox	ALL
HEAVY CONSTRUCTION	Michael Wray Knox	ALL
HIGHWAY, STREET AND BRIDGE CONSTRUCTION	Michael Wray Knox	ALL
MUNICIPAL AND PUBLIC WORKS CONSTRUCTION	Michael Wray Knox	ALL
SPECIALTY: RIGGING, HOUSE MOVING, WRECKING AND DISMANTLING	Michael Wray Knox	ALL



LOUISIANA UNIFORM PUBLIC WORK BID FORM

TO: JEFFERSON PARISH  
ATTN: PURCHASING DEPARTMENT  
200 DERBIGNY STREET, SUITE 4400  
GRETN, LA 70053

BID FOR: LAFRENIERE PARK UPGRADE SOCCER FIELDS  
A/E PROJECT NO. 20-1925  
PROPOSAL NO. 50-130941

The undersigned bidder hereby declares and represents that she/he; a) has carefully examined and understands the Bidding Documents, b) has not received, relied on, or based his bid on any verbal instructions contrary to the Bidding Documents or any addenda, c) has personally inspected and is familiar with the project site, and hereby proposes to provide all labor, materials, tools, appliances and facilities as required to perform, in a workmanlike manner, all work and services for the construction and completion of the referenced project, all in strict accordance with the Bidding Documents prepared by: MEYER ENGINEERS, LTD. and dated: APRIL 6, 2020.

Bidders must acknowledge all addenda. The Bidder acknowledges receipt of the following **ADDENDA:** (Enter the number the Designer has assigned to each of the addenda that the Bidder is acknowledging) ONE (JULY 6, 2020)

**TOTAL BASE BID:** For all work required by the Bidding Documents (including any and all unit prices designated "Base Bid" \* but not alternates) the sum of:

Four Million, Five Hundred Thousand, Four 00/100 Dollars (\$ 4,500,004)

**ALTERNATES:** For any and all work required by the Bidding Documents for Alternates including any and all unit prices designated as alternates in the unit price description.

**Alternate No. 1** (Owner to provide description of alternate and state whether add or deduct) for the lump sum of:

N/A Dollars (\$                     )

**Alternate No. 2** (Owner to provide description of alternate and state whether add or deduct) for the lump sum of:

N/A Dollars (\$                     )

**Alternate No. 3** (Owner to provide description of alternate and state whether add or deduct) for the lump sum of:

N/A Dollars (\$                     )

NAME OF BIDDER: RAMJ CONSTRUCTION LLC

ADDRESS OF BIDDER: 716 WILLIAMS BLVD. KENNER, LA 70062

LOUISIANA CONTRACTOR'S LICENSE NUMBER: 52880

Name OF AUTHORIZED SIGNATORY OF BIDDER: ROY A. MADERE JR

TITLE OF AUTHORIZED SIGNATORY OF BIDDER: PRESIDENT

SIGNATURE OF AUTHORIZED SIGNATORY OF BIDDER \*\*: [Signature]

DATE: 07-14-2020

**THE FOLLOWING ITEMS ARE TO BE INCLUDED WITH THE SUBMISSION OF THIS LOUISIANA UNIFORM PUBLIC WORK BID FORM:**

\* The Unit Price Form shall be used if the contract includes unit prices. Otherwise it is not required and need not be included with the form. The number of unit prices that may be included is not limited and additional sheets may be included if needed.

\*\* A CORPORATE RESOLUTION OR WRITTEN EVIDENCE of the authority of the person signing the bid for the public Work as prescribed by LA R.S. 38:2212(B)(5).

**BID SECURITY** in the form of a bid bond, certified check or cashier's check as prescribed by LA RS 38:2218.(A) attached to and made a part of this bid.

**LOUISIANA UNIFORM PUBLIC WORK BID FORM**  
**UNIT PRICE FORM**

TO: **JEFFERSON PARISH PURCHASING**  
**200 DERBIGNY STREET, SUITE 4400**  
**GRETN, LA 70053**

BID FOR: **LAFRENIERE PARK UPGRADE SOCCER FIELDS**  
**A/E PROJECT NO. 20-1925**  
**PROPOSAL NO. 50-130941**

UNIT PRICES: This form shall be used for any and all work required by the Bidding Documents and described as unit prices. Amounts shall be stated in figures and only in figures.

DESCRIPTION:		<input checked="" type="checkbox"/> Base Bid or <input type="checkbox"/> Alt.# ____ Labor, Materials and Equipment necessary to complete job as per the specifications		
REF. NO.	QUANTITY:	UNIT OF MEASURE:	UNIT PRICE	UNIT PRICE EXTENSION ( <i>Quantity times Unit Price</i> )
1	1	Lump sum	4,500,000.-	4,500,000.-

DESCRIPTION:		<input checked="" type="checkbox"/> Base Bid or <input type="checkbox"/> Alt.# ____ Cost to contractor to list Jefferson Parish as an additional insured on Contractor's General Liability Insurance		
REF. NO.	QUANTITY:	UNIT OF MEASURE:	UNIT PRICE	UNIT PRICE EXTENSION ( <i>Quantity times Unit Price</i> )
2	1	ONLY	1.-	1.-

DESCRIPTION:		<input checked="" type="checkbox"/> Base Bid or <input type="checkbox"/> Alt.# ____ Cost to contractor to list Jefferson Parish as an additional insured on Contractor's Automotive Insurance		
REF. NO.	QUANTITY:	UNIT OF MEASURE:	UNIT PRICE	UNIT PRICE EXTENSION ( <i>Quantity times Unit Price</i> )
3	1	ONLY	1.-	1.-

DESCRIPTION:		<input checked="" type="checkbox"/> Base Bid or <input type="checkbox"/> Alt.# ____ Cost to contractor to list Jefferson Parish as named insured on Builder's Risk Insurance Policy		
REF. NO.	QUANTITY:	UNIT OF MEASURE:	UNIT PRICE	UNIT PRICE EXTENSION ( <i>Quantity times Unit Price</i> )
4	1	ONLY	1.-	1.-

DESCRIPTION:		<input checked="" type="checkbox"/> Base Bid or <input type="checkbox"/> Alt.# ____ Cost of Contractor's Owners Protection Liability Insurance policy		
REF. NO.	QUANTITY:	UNIT OF MEASURE:	UNIT PRICE	UNIT PRICE EXTENSION ( <i>Quantity times Unit Price</i> )
5	1	ONLY	1.-	1.-

DESCRIPTION:		<input type="checkbox"/> Base Bid or <input type="checkbox"/> Alt.# ____		
REF. NO.	QUANTITY:	UNIT OF MEASURE:	UNIT PRICE	UNIT PRICE EXTENSION ( <i>Quantity times Unit Price</i> )

DESCRIPTION:		<input type="checkbox"/> Base Bid or <input type="checkbox"/> Alt.# ____		
REF. NO.	QUANTITY:	UNIT OF MEASURE:	UNIT PRICE	UNIT PRICE EXTENSION ( <i>Quantity times Unit Price</i> )

DESCRIPTION:		<input type="checkbox"/> Base Bid or <input type="checkbox"/> Alt.# ____		
REF. NO.	QUANTITY:	UNIT OF MEASURE:	UNIT PRICE	UNIT PRICE EXTENSION ( <i>Quantity times Unit Price</i> )

DESCRIPTION:		<input type="checkbox"/> Base Bid or <input type="checkbox"/> Alt.# ____		
REF. NO.	QUANTITY:	UNIT OF MEASURE:	UNIT PRICE	UNIT PRICE EXTENSION ( <i>Quantity times Unit Price</i> )

DESCRIPTION:		<input type="checkbox"/> Base Bid or <input type="checkbox"/> Alt.# ____		
REF. NO.	QUANTITY:	UNIT OF MEASURE:	UNIT PRICE	UNIT PRICE EXTENSION ( <i>Quantity times Unit Price</i> )

Wording for "DESCRIPTION" is to be provided by the Owner  
All quantities are estimated. The contractor will be paid upon actual quantities as verified by Owner.



Public Works Bid

AFFIDAVIT

STATE OF LA

PARISH/COUNTY OF JEFFERSON

BEFORE ME, the undersigned authority, personally came and appeared: ROY A. MADERE JR  
\_\_\_\_\_, (Affiant) who after being by me duly sworn, deposed and said that  
he/she is the fully authorized PRESIDENT of RAM J CONST. (Entity),  
the party who submitted a bid in response to Bid Number 50-13094 to the Parish of  
Jefferson.

Affiant further said:

Campaign Contribution Disclosures

(Choose A or B, if option A is indicated please include the required  
attachment):

Choice A ✓

Attached hereto is a list of all campaign contributions, including the date and amount of each contribution, made to current or former elected officials of the Parish of Jefferson by Entity, Affiant, and/or officers, directors and owners, including employees, owning 25% or more of the Entity during the two-year period immediately preceding the date of this affidavit or the current term of the elected official, whichever is greater. Further, Entity, Affiant, and/or Entity Owners have not made any contributions to or in support of current or former members of the Jefferson Parish Council or the Jefferson Parish President through or in the name of another person or legal entity, either directly or indirectly.

Choice B \_\_\_\_\_

there are NO campaign contributions made which would require disclosure under Choice A of this section.

A conviction of or plea of guilty or nolo contendere to the following state crimes or equivalent federal crimes shall bar any person or the bidding entity from bidding on public projects for a period of five years from the date of conviction or from the date of the entrance of the plea of guilty or nolo contendere:

- (a) Theft (R.S. 14:67)
- (b) Identity Theft (R.S. 14:67, 16)
- (c) Theft of a business record (R.S. 14:67.20)
- (d) False accounting (R.S. 14:70)
- (e) Issuing worthless checks (R.S. 14:71)
- (f) Bank fraud (R.S. 14:71.1)
- (g) Forgery (R.S. 14:72)
- (h) Contractors; misapplication of payments (R.S. 14:202)
- (i) Malfeasance in office (R.S. 14:134)


The five-year prohibition provided for in this section shall apply only if the crime was committed during the solicitation or execution of a contract or bid awarded pursuant to these provisions. If evidence is submitted substantiating that a false attestation has been made and the project must be readvertised or the contract cancelled, the awarded entity making the false attestation shall be responsible to the public entity for the costs of rebidding, additional costs due to increased costs of bids and any and all delay costs due to the rebid or cancellation of this project.

*[The remainder of this page is intentionally left blank.]*



Affiant further said:


- (1) Entity is registered and participates in a status verification system to verify that all employees in the State of Louisiana are legal citizens of the United States or are legal aliens.
- (2) Entity shall continue, during the term of the contract, to utilize a status verification system to verify the legal status of all new employees in the State of Louisiana.
- (3) Entity shall require all subcontractors to submit to the Entity a sworn affidavit verifying compliance with statements (1) and (2).

  
Signature of Affiant

ROY A. MADENE JR.  
Printed Name of Affiant


SWORN AND SUBSCRIBED TO BEFORE ME


ON THE 14th DAY OF July, 2020

  
Notary Public

Kevin G. Kytle  
Printed Name of Notary

La Bar #2037  
Notary/Bar Roll Number

My commission expires 





Contributions to Jefferson Parish:

Chk no 8496	Mike Yenni Campaign Fund	\$500	10/14/2015
Chk no 11855	Mike Yenni Campaign Fund	\$500	11/1/2017
Chk no 12967	Ricky Templet Campaign Fund	\$500	7/25/2018
Chk no 13418	Mike Yenni Campaign Fund	\$1500	10/25/2018
Chk no 14028	Ricky Templet Campaign	\$500	2/21/2019
Chk no 14405	Mike Yenni Campaign Fund	\$500	5/2/2019
Chk no 14371	Deano Bonano Campaign Fund	\$1000	4/29/2019
Chk no 15098	Deano Bonano Campaign Fund	\$1500	10/16/2019
Chk no 15382	Deano Bonano Campaign Fund	\$2500	11/11/2019

# Louisiana Secretary of State

## R. Kyle Ardoin

### SEARCH FOR LOUISIANA NOTARIES

A practicing notary in a parish may notarize in reciprocal parishes without additional bonding or examination.

You can also download information about all notaries on file. For more information, see Notary Bulk Data.

[Print](#)

#### Notary Search - Detail

**Name:** MR. KEVIN G. KYTLE  
**Address:** 914 WILLIAMS BLVD.  
KENNER, LA 70062  
**Phone:** (504) 469-1200  
**Notary ID Number:** 37011  
**Parish:** ST. CHARLES with STATEWIDE JURISDICTION  
**Agency:** N/A  
**Notary Type:** Attorney  
**Bar Roll #:** 2037  
**Status:** Active  
**Commission Date:** 08/21/2008  
**Oath Date:** 08/20/2008  
**Surety Expiration Date:** Not Required  
**Annual Report Current:** Not Applicable

#### Notary Events

**Parish Change** Previous Parish: JEFFERSON Previous Commission Date: 10/28/1983

Deceased, Inactivated, Leave of Absence, Pre-Assessment Registration, Pre-Assessment Taken, Resigned, Retirement, and Revoked events are not available prior to February 11, 2012.

[Back to Search Results](#)[New Search](#)


## CORPORATE RESOLUTION

EXCERPT FROM MINUTES OF MEETING OF THE BOARD OF DIRECTORS OF  
RAMJ CONSTRUCTION, LLC  
INCORPORATED.

AT THE MEETING OF DIRECTORS OF RAMJ CONSTRUCTION LLC  
INCORPORATED, DULY NOTICED AND HELD ON 07-13-2020,  
A QUORUM BEING THERE PRESENT, ON MOTION DULY MADE AND SECONDED. IT  
WAS:

RESOLVED THAT ROY A. MADEKE JR., BE AND IS HEREBY  
APPOINTED, CONSTITUTED AND DESIGNATED AS AGENT AND ATTORNEY-IN-  
FACT OF THE CORPORATION WITH FULL POWER AND AUTHORITY TO ACT ON  
BEHALF OF THIS CORPORATION IN ALL NEGOTIATIONS, BIDDING, CONCERNS  
AND TRANSACTIONS WITH THE PARISH OF JEFFERSON OR ANY OF ITS AGENCIES,  
DEPARTMENTS, EMPLOYEES OR AGENTS, INCLUDING BUT NOT LIMITED TO, THE  
EXECUTION OF ALL BIDS, PAPERS, DOCUMENTS, AFFIDAVITS, BONDS, SURETIES,  
CONTRACTS AND ACTS AND TO RECEIVE ALL PURCHASE ORDERS AND NOTICES  
ISSUED PURSUANT TO THE PROVISIONS OF ANY SUCH BID OR CONTRACT, THIS  
CORPORATION HEREBY RATIFYING, APPROVING, CONFIRMING, AND ACCEPTING  
EACH AND EVERY SUCH ACT PERFORMED BY SAID AGENT AND ATTORNEY-IN-  
FACT.

I HEREBY CERTIFY THE FOREGOING TO BE  
A TRUE AND CORRECT COPY OF AN  
EXCERPT OF THE MINUTES OF THE ABOVE  
DATED MEETING OF THE BOARD OF  
DIRECTORS OF SAID CORPORATION, AND  
THE SAME HAS NOT BEEN REVOKED OR  
RESCINDED.

  
\_\_\_\_\_  
SECRETARY-TREASURER  
  
07-13-2020  
\_\_\_\_\_  
DATE

Revised 7/14/2014

00491 - 1

MS141210





# CERTIFICATE OF LIABILITY INSURANCE

DATE (MM/DD/YYYY)

4/13/2020

THIS CERTIFICATE IS ISSUED AS A MATTER OF INFORMATION ONLY AND CONFERS NO RIGHTS UPON THE CERTIFICATE HOLDER. THIS CERTIFICATE DOES NOT AFFIRMATIVELY OR NEGATIVELY AMEND, EXTEND OR ALTER THE COVERAGE AFFORDED BY THE POLICIES BELOW. THIS CERTIFICATE OF INSURANCE DOES NOT CONSTITUTE A CONTRACT BETWEEN THE ISSUING INSURER(S), AUTHORIZED REPRESENTATIVE OR PRODUCER, AND THE CERTIFICATE HOLDER.

**IMPORTANT:** If the certificate holder is an ADDITIONAL INSURED, the policy(ies) must have ADDITIONAL INSURED provisions or be endorsed. If SUBROGATION IS WAIVED, subject to the terms and conditions of the policy, certain policies may require an endorsement. A statement on this certificate does not confer rights to the certificate holder in lieu of such endorsement(s).

<b>PRODUCER</b> Arthur J. Gallagher Risk Management Services, Inc. 111 Veterans Boulevard, Suite 1130 Metairie LA 70005		<b>CONTACT NAME:</b> Greg Weston <b>PHONE (A/C, No, Ext):</b> 504-378-4606 <b>FAX (A/C, No):</b> 504-888-1299 <b>E-MAIL ADDRESS:</b> greg_weston@ajg.com		
<b>INSURED</b> RAMJ Construction LLC 716 Williams Blvd Kenner, LA 70062 RAMJCON-02		<b>INSURER(S) AFFORDING COVERAGE</b>		<b>NAIC #</b>
		INSURER A: Bridgefield Casualty Insurance Company		10335
		INSURER B: AGCS Marine Insurance Company		22837
		INSURER C: American Automobile Insurance Company		21849
		INSURER D: James River Insurance Company		12203
		INSURER E:		
INSURER F:				

**COVERAGES**

CERTIFICATE NUMBER: 688151027

REVISION NUMBER:

THIS IS TO CERTIFY THAT THE POLICIES OF INSURANCE LISTED BELOW HAVE BEEN ISSUED TO THE INSURED NAMED ABOVE FOR THE POLICY PERIOD INDICATED. NOTWITHSTANDING ANY REQUIREMENT, TERM OR CONDITION OF ANY CONTRACT OR OTHER DOCUMENT WITH RESPECT TO WHICH THIS CERTIFICATE MAY BE ISSUED OR MAY PERTAIN, THE INSURANCE AFFORDED BY THE POLICIES DESCRIBED HEREIN IS SUBJECT TO ALL THE TERMS, EXCLUSIONS AND CONDITIONS OF SUCH POLICIES. LIMITS SHOWN MAY HAVE BEEN REDUCED BY PAID CLAIMS.

INSR LTR	TYPE OF INSURANCE	ADDL INSD	SUBR WVD	POLICY NUMBER	POLICY EFF (MM/DD/YYYY)	POLICY EXP (MM/DD/YYYY)	LIMITS
D	<input checked="" type="checkbox"/> COMMERCIAL GENERAL LIABILITY <input type="checkbox"/> CLAIMS-MADE <input checked="" type="checkbox"/> OCCUR  GEN'L AGGREGATE LIMIT APPLIES PER: <input type="checkbox"/> POLICY <input checked="" type="checkbox"/> PROJECT <input type="checkbox"/> LOC <input checked="" type="checkbox"/> OTHER: Pollution	Y	Y	001003770	2/28/2020	2/28/2021	EACH OCCURRENCE \$ 1,000,000 DAMAGE TO RENTED PREMISES (Ea occurrence) \$ 50,000 MED EXP (Any one person) \$ PERSONAL & ADV INJURY \$ 1,000,000 GENERAL AGGREGATE \$ 2,000,000 PRODUCTS - COMP/OP AGG \$ 2,000,000 \$ 1,000,000
C	<b>AUTOMOBILE LIABILITY</b> <input checked="" type="checkbox"/> ANY AUTO <input type="checkbox"/> OWNED AUTOS ONLY <input type="checkbox"/> SCHEDULED AUTOS <input type="checkbox"/> HIRED AUTOS ONLY <input type="checkbox"/> NON-OWNED AUTOS ONLY	Y	Y	SCV0034942001	1/14/2020	1/14/2021	COMBINED SINGLE LIMIT (Ea accident) \$ 1,000,000 BODILY INJURY (Per person) \$ BODILY INJURY (Per accident) \$ PROPERTY DAMAGE (Per accident) \$ \$
D	<input checked="" type="checkbox"/> UMBRELLA LIAB <input checked="" type="checkbox"/> OCCUR <input type="checkbox"/> EXCESS LIAB <input type="checkbox"/> CLAIMS-MADE <input type="checkbox"/> DED <input type="checkbox"/> RETENTION \$			001003800	2/28/2020	2/28/2021	EACH OCCURRENCE \$ 5,000,000 AGGREGATE \$ 5,000,000 \$
A	<b>WORKERS COMPENSATION AND EMPLOYERS' LIABILITY</b> ANY PROPRIETOR/PARTNER/EXECUTIVE OFFICER/MEMBER EXCLUDED? (Mandatory in NH) If yes, describe under DESCRIPTION OF OPERATIONS below	Y/N N	N/A	20618638	1/14/2020	1/14/2021	<input checked="" type="checkbox"/> PER STATUTE <input type="checkbox"/> OTH-ER E.L. EACH ACCIDENT \$ 1,000,000 E.L. DISEASE - EA EMPLOYEE \$ 1,000,000 E.L. DISEASE - POLICY LIMIT \$ 1,000,000
B	Equipment Floater Leased/Rented from others			SML93038073	1/14/2020	1/14/2021	Per Item \$500,000 Per Occurrence \$500,000 Deductible \$2,500

DESCRIPTION OF OPERATIONS / LOCATIONS / VEHICLES (ACORD 101, Additional Remarks Schedule, may be attached if more space is required)

Certificate holder is included as Additional Insured on General Liability (FP5201-0112) and Automobile (CA7018). Waiver of Subrogation in favor of Certificate holder on General Liability, Automobile and Workers Compensation.

The Producer will endeavor to mail 30 days written notice to the Certificate Holder named on the certificate if any policy listed on the certificate is cancelled prior to the expiration date. Failure to do so shall impose no obligation or liability of any kind upon the Producer or otherwise alter the policy terms.

**CERTIFICATE HOLDER****CANCELLATION**

Jefferson Parish Drainage Department  
Attn: Venus E Williams, Secretary  
1221 Elmwood Park Blvd, Suite 907  
Jefferson LA 70121  
USA

SHOULD ANY OF THE ABOVE DESCRIBED POLICIES BE CANCELLED BEFORE THE EXPIRATION DATE THEREOF, NOTICE WILL BE DELIVERED IN ACCORDANCE WITH THE POLICY PROVISIONS.

AUTHORIZED REPRESENTATIVE

© 1988-2015 ACORD CORPORATION. All rights reserved.

**BID BOND**

KNOW ALL MEN BY THESE PRESENTS that we, the undersigned,

RAMJ Construction, LLC.

as PRINCIPAL, and

Hartford Fire Insurance Company

as SURETY, are held and firmly bound unto the Parish of Jefferson, hereinafter called the "OWNER", in the penal sum of:

Five Percent (5%) of the Amount Bid

DOLLARS (\$ 5% ) lawful money of the United States, for the payment of which sum well and truly to be made, we bind ourselves, our heirs, executors, administrators, successors, and assigns, jointly and severally, firmly by these presents.

THE CONDITION OF THIS OBLIGATION IS SUCH, that whereas the Principal has submitted the accompanying Bid dated July 14, 2020, for

**LAFRENIERE PARK UPGRADE SOCCER FIELDS**

A/E Project No. 20-1925, Proposal No. 50-130941

NOW, THEREFORE, if the Principal shall not withdraw said Bid within the period specified therein after the opening of the same or, if no period be specified, within forty-five (45) days after the said opening, and shall within the period specified therefore or, if no period be specified, within twelve (12) days after the prescribed forms are presented to him for signature, enter into a written Contract with the Parish in accordance with the Bid as accepted, and give bond with good and sufficient surety or sureties, as may be required, for the faithful performance and proper fulfillment of such Contract; or in the event of the withdrawal of said Bid within the period specified, or the failure to enter into such Contract and give such bond within the time specified, if the Principal shall pay the Parish the difference between the amount specified in said Bid and the amount for which the Parish may procure the required work or supplies, or both, if the latter be in excess of the former, then the above obligation shall be void and of no effect, otherwise, to remain in full force and virtue.

IN WITNESS WHEREOF, the above bounded parties have executed this instrument under their several seals this 14th day of July, 2020, the name and corporate seal of each corporate party being hereto affixed and these presents signed by its undersigned representative, pursuant to authority of its governing body.



# POWER OF ATTORNEY

Direct Inquiries/Claims to:

THE HARTFORD

BOND, T-12

One Hartford Plaza

Hartford, Connecticut 06155

[Bond.Claims@thehartford.com](mailto:Bond.Claims@thehartford.com)

call: 888-266-3488 or fax: 860-757-5835

KNOW ALL PERSONS BY THESE PRESENTS THAT:

Agency Name: ARTHUR J GALLAGHER RISK MGMT SVCS

Agency Code: 43-483339

- ☒ Hartford Fire Insurance Company, a corporation duly organized under the laws of the State of Connecticut  
☒ Hartford Casualty Insurance Company, a corporation duly organized under the laws of the State of Indiana  
☒ Hartford Accident and Indemnity Company, a corporation duly organized under the laws of the State of Connecticut  
☐ Hartford Underwriters Insurance Company, a corporation duly organized under the laws of the State of Connecticut  
☐ Twin City Fire Insurance Company, a corporation duly organized under the laws of the State of Indiana  
☐ Hartford Insurance Company of Illinois, a corporation duly organized under the laws of the State of Illinois  
☐ Hartford Insurance Company of the Midwest, a corporation duly organized under the laws of the State of Indiana  
☐ Hartford Insurance Company of the Southeast, a corporation duly organized under the laws of the State of Florida

having their home office in Hartford, Connecticut, (hereinafter collectively referred to as the "Companies") do hereby make, constitute and appoint, up to the amount of Unlimited :

George V. Baus Jr., Kathleen L. Berni, Patricia Byerley, Eric Copple, Elizabeth Hamrick, Karen A Moser, Edward J. Murphy III, Myriam Victoria, Jean Viola, Gregory R. Weston of METAIRIE, Louisiana

their true and lawful Attorney(s)-in-Fact, each in their separate capacity if more than one is named above, to sign its name as surety(ies) only as delineated above by ☒, and to execute, seal and acknowledge any and all bonds, undertakings, contracts and other written instruments in the nature thereof, on behalf of the Companies in their business of guaranteeing the fidelity of persons, guaranteeing the performance of contracts and executing or guaranteeing bonds and undertakings required or permitted in any actions or proceedings allowed by law.

In Witness Whereof, and as authorized by a Resolution of the Board of Directors of the Companies on May 6, 2015 the Companies have caused these presents to be signed by its Senior Vice President and its corporate seals to be hereto affixed, duly attested by its Assistant Secretary. Further, pursuant to Resolution of the Board of Directors of the Companies, the Companies hereby unambiguously affirm that they are and will be bound by any mechanically applied signatures applied to this Power of Attorney.



*John Gray*

John Gray, Assistant Secretary

*M. Ross Fisher*

M. Ross Fisher, Senior Vice President

STATE OF CONNECTICUT

ss. Hartford

COUNTY OF HARTFORD

On this 5th day of January, 2018, before me personally came M. Ross Fisher, to me known, who being by me duly sworn, did depose and say: that he resides in the County of Hartford, State of Connecticut; that he is the Senior Vice President of the Companies, the corporations described in and which executed the above instrument; that he knows the seals of the said corporations; that the seals affixed to the said instrument are such corporate seals; that they were so affixed by authority of the Boards of Directors of said corporations and that he signed his name thereto by like authority.



CERTIFICATE

*Kathleen T. Maynard*

Kathleen T. Maynard  
Notary Public

My Commission Expires July 31, 2021

I, the undersigned, Assistant Vice President of the Companies, DO HEREBY CERTIFY that the above and foregoing is a true and correct copy of the Power of Attorney executed by said Companies, which is still in full force effective as of July 14, 2020

Signed and sealed at the City of Hartford.



*Kevin Heckman*

Kevin Heckman, Assistant Vice President

## BID REJECTION FORM

Bid number: 50-130941

Vendor Name: T3 GLOBAL PROJECTS LLC

Reasons for

Rejection: DID NOT BID ALL LINE ITEMS.

---

---

---

---

---

REVIEWED BY:

Buyer Name: Donna Reamey

Date: 7/16/2020

Chief Buyer: Misty A Camardella

Date: 7/17/2020





## Louisiana State Licensing Board for Contractors

## Contractor Information

**Business Name** T3 GLOBAL PROJECTS LLC  
**Mailing Address** 3118 Balis Dr.  
Bldg. B17  
BATON ROUGE, LA 70808  
**Phone Number** (225) 361-8403  
**Fax Number** (225) 361-8404  
**Email Address** roberto@t3globalprojects.com  
**Website** http://www.t3globalprojects.com

## Active Licenses

**License Number** 56016  
**Type** Commercial License  
**Status** LICENSED  
**Effective** 10/21/2017  
**Expiration** 10/20/2020  
**First Issued** 10/20/2011

**License Number** 883318  
**Type** Residential License  
**Status** LICENSED  
**Effective** 05/27/2020  
**Expiration** 05/19/2023  
**First Issued** 05/19/2017

## Classifications

Class	Qualifying Party	Parishes
BUILDING CONSTRUCTION	Andre Lawrence Borne	ALL
BUILDING CONSTRUCTION	Roberto Pablo Sanchez	ALL
BUSINESS AND LAW	Andre Lawrence Borne	ALL
BUSINESS AND LAW	Roberto Pablo Sanchez	ALL
BUSINESS AND LAW	Roberto Pablo Sanchez	ALL
RESIDENTIAL BUILDING CONTRACTOR	Roberto Pablo Sanchez	ALL
SPECIALTY: RECREATION & SPORTING FACILITIES & GOLF COURSES	Andre Lawrence Borne	ALL
SPECIALTY: RECREATION & SPORTING FACILITIES & GOLF COURSES	Roberto Pablo Sanchez	ALL

# LOUISIANA UNIFORM PUBLIC WORK BID FORM

TO: JEFFERSON PARISH  
ATTN: PURCHASING DEPARTMENT  
200 DERBIGNY STREET, SUITE 4400  
GRETNA, LA 70053

BID FOR: LAFRENIERE PARK UPGRADE SOCCER FIELDS  
A/E PROJECT NO. 20-1925  
PROPOSAL NO. 50-130941

The undersigned bidder hereby declares and represents that she/he; a) has carefully examined and understands the Bidding Documents, b) has not received, relied on, or based his bid on any verbal instructions contrary to the Bidding Documents or any addenda, c) has personally inspected and is familiar with the project site, and hereby proposes to provide all labor, materials, tools, appliances and facilities as required to perform, in a workmanlike manner, all work and services for the construction and completion of the referenced project, all in strict accordance with the Bidding Documents prepared by: MEYER ENGINEERS, LTD. and dated: APRIL 6, 2020.

Bidders must acknowledge all addenda. The Bidder acknowledges receipt of the following **ADDENDA:** (Enter the number the Designer has assigned to each of the addenda that the Bidder is acknowledging) ONE

**TOTAL BASE BID:** For all work required by the Bidding Documents (including any and all unit prices designated "Base Bid" \* but not alternates) the sum of:

Two Million Four Hundred Eighty Four Thousand <sup>00</sup>/<sub>100</sub> Dollars (\$ 2,484,000 <sup>00</sup>/<sub>100</sub>)

**ALTERNATES:** For any and all work required by the Bidding Documents for Alternates including any and all unit prices designated as alternates in the unit price description.

**Alternate No. 1** (Owner to provide description of alternate and state whether add or deduct) for the lump sum of:

N/A Dollars (\$                     )

**Alternate No. 2** (Owner to provide description of alternate and state whether add or deduct) for the lump sum of:

N/A Dollars (\$                     )

**Alternate No. 3** (Owner to provide description of alternate and state whether add or deduct) for the lump sum of:

N/A Dollars (\$                     )

NAME OF BIDDER: T3 Global Projects, LLC

ADDRESS OF BIDDER: 3118 Balis Dr. Bldg. B17 Baton Rouge, LA 70808

LOUISIANA CONTRACTOR'S LICENSE NUMBER: 56016

Name OF AUTHORIZED SIGNATORY OF BIDDER: Roberto Sanchez

TITLE OF AUTHORIZED SIGNATORY OF BIDDER: Managing Member

SIGNATURE OF AUTHORIZED SIGNATORY OF BIDDER \*\*: [Signature]

DATE: 07/14/2020

## THE FOLLOWING ITEMS ARE TO BE INCLUDED WITH THE SUBMISSION OF THIS LOUISIANA UNIFORM PUBLIC WORK BID FORM:

\* The Unit Price Form shall be used if the contract includes unit prices. Otherwise it is not required and need not be included with the form. The number of unit prices that may be included is not limited and additional sheets may be included if needed.

\*\* **A CORPORATE RESOLUTION OR WRITTEN EVIDENCE** of the authority of the person signing the bid for the public Work as prescribed by LA R.S. 38:2212(B)(5).

**BID SECURITY** in the form of a bid bond, certified check or cashier's check as prescribed by LA RS 38:2218.(A) attached to and made a part of this bid.



**LOUISIANA UNIFORM PUBLIC WORK BID FORM**  
**UNIT PRICE FORM**

**TO:** JEFFERSON PARISH PURCHASING  
200 DERBIGNY STREET, SUITE 4400  
GRETN, LA 70053

**BID FOR:** LAFRENIERE PARK UPGRADE SOCCER FIELDS  
A/E PROJECT NO. 20-1925  
PROPOSAL NO. 50-130941

UNIT PRICES: This form shall be used for any and all work required by the Bidding Documents and described as unit prices. Amounts shall be stated in figures and only in figures.

DESCRIPTION:		<input checked="" type="checkbox"/> Base Bid or <input type="checkbox"/> Alt.# ____ Labor, Materials and Equipment necessary to complete job as per the specifications		
REF. NO.	QUANTITY:	UNIT OF MEASURE:	UNIT PRICE	UNIT PRICE EXTENSION ( <i>Quantity times Unit Price</i> )
1	1	Lump sum	2,484,000 %/100	2,484,000 %/100

DESCRIPTION:		<input checked="" type="checkbox"/> Base Bid or <input type="checkbox"/> Alt.# ____ Cost to contractor to list Jefferson Parish as an additional insured on Contractor's General Liability Insurance		
REF. NO.	QUANTITY:	UNIT OF MEASURE:	UNIT PRICE	UNIT PRICE EXTENSION ( <i>Quantity times Unit Price</i> )
2	1	ONLY	0.00	0.00

DESCRIPTION:		<input checked="" type="checkbox"/> Base Bid or <input type="checkbox"/> Alt.# ____ Cost to contractor to list Jefferson Parish as an additional insured on Contractor's Automotive Insurance		
REF. NO.	QUANTITY:	UNIT OF MEASURE:	UNIT PRICE	UNIT PRICE EXTENSION ( <i>Quantity times Unit Price</i> )
3	1	ONLY	0.00	0.00

DESCRIPTION:		<input checked="" type="checkbox"/> Base Bid or <input type="checkbox"/> Alt.# ____ Cost to contractor to list Jefferson Parish as named insured on Builder's Risk Insurance Policy		
REF. NO.	QUANTITY:	UNIT OF MEASURE:	UNIT PRICE	UNIT PRICE EXTENSION ( <i>Quantity times Unit Price</i> )
4	1	ONLY		

DESCRIPTION:		<input checked="" type="checkbox"/> Base Bid or <input type="checkbox"/> Alt.# ____ Cost of Contractor's Owners Protection Liability Insurance policy		
REF. NO.	QUANTITY:	UNIT OF MEASURE:	UNIT PRICE	UNIT PRICE EXTENSION ( <i>Quantity times Unit Price</i> )
5	1	ONLY		

DESCRIPTION:		<input type="checkbox"/> Base Bid or <input type="checkbox"/> Alt.# ____		
REF. NO.	QUANTITY:	UNIT OF MEASURE:	UNIT PRICE	UNIT PRICE EXTENSION ( <i>Quantity times Unit Price</i> )

DESCRIPTION:		<input type="checkbox"/> Base Bid or <input type="checkbox"/> Alt.# ____		
REF. NO.	QUANTITY:	UNIT OF MEASURE:	UNIT PRICE	UNIT PRICE EXTENSION ( <i>Quantity times Unit Price</i> )

DESCRIPTION:		<input type="checkbox"/> Base Bid or <input type="checkbox"/> Alt.# ____		
REF. NO.	QUANTITY:	UNIT OF MEASURE:	UNIT PRICE	UNIT PRICE EXTENSION ( <i>Quantity times Unit Price</i> )

DESCRIPTION:		<input type="checkbox"/> Base Bid or <input type="checkbox"/> Alt.# ____		
REF. NO.	QUANTITY:	UNIT OF MEASURE:	UNIT PRICE	UNIT PRICE EXTENSION ( <i>Quantity times Unit Price</i> )

NO BIDS

Wording for "DESCRIPTION" is to be provided by the Owner  
All quantities are estimated. The contractor will be paid upon actual quantities as verified by Owner.

**BID BOND**

**Travelers Casualty and Surety Company of America**  
**Hartford, CT 06183**

KNOWN ALL BY THESE PRESENTS, That we, T3 Global Projects, LLC,  
as Principal, and Travelers Casualty and Surety Company of America, as Surety, are  
held and firmly bound unto Jefferson Parish Council, as  
Obligee, in the sum of Five Percent (5%) of the Total Amount Bid, Including All Alternates  
Dollars ( 5% ) for the payment of which we bind ourselves, and our  
successors and assigns, jointly and severally, as provided herein.

WHEREAS, Principal has submitted or is about to submit a bid to the Obligee on a  
contract for Lafreniere Park Upgrade Soccer Fields  
Proposal No. 50-130941 ("Project").

NOW, THEREFORE, the condition of this bond is that if Obligee accepts Principal's bid,  
and Principal enters into a contract with Obligee in conformance with the terms of the  
bid and provides such bond or bonds as may be specified in the bidding or contract  
documents, then this obligation shall be void; otherwise Principal and Surety will pay to  
Obligee the difference between the amount of Principal's bid and the amount for which  
Obligee shall in good faith contract with another person or entity to perform the work  
covered by Principal's bid, but in no event shall Surety's and Principal's liability exceed  
the penal sum of this bond.

Signed this 14th day of July, 2020.

**T3 Global Projects, LLC**

(Principal)

By: 

Roberto P. Sanchez, Managing Member

**Travelers Casualty and Surety Company of America**

By: 

Steven L. Wulff

Attorney-in-Fact





**Travelers Casualty and Surety Company of America**  
**Travelers Casualty and Surety Company**  
**St. Paul Fire and Marine Insurance Company**

**POWER OF ATTORNEY**


**KNOW ALL MEN BY THESE PRESENTS:** That Travelers Casualty and Surety Company of America, Travelers Casualty and Surety Company, and St. Paul Fire and Marine Insurance Company are corporations duly organized under the laws of the State of Connecticut (herein collectively called the "Companies"), and that the Companies do hereby make, constitute and appoint **STEVEN L WULFF** of Metairie, Louisiana, their true and lawful Attorney-in-Fact to sign, execute, seal and acknowledge any and all bonds, recognizances, conditional undertakings and other writings obligatory in the nature thereof on behalf of the Companies in their business of guaranteeing the fidelity of persons, guaranteeing the performance of contracts and executing or guaranteeing bonds and undertakings required or permitted in any actions or proceedings allowed by law.

**IN WITNESS WHEREOF**, the Companies have caused this instrument to be signed, and their corporate seals to be hereto affixed, this **17th** day of **January**, **2019**.



State of Connecticut

City of Hartford ss.

By:   
Robert L. Raney, Senior Vice President

On this the **17th** day of **January**, **2019**, before me personally appeared **Robert L. Raney**, who acknowledged himself to be the Senior Vice President of Travelers Casualty and Surety Company of America, Travelers Casualty and Surety Company, and St. Paul Fire and Marine Insurance Company, and that he, as such, being authorized so to do, executed the foregoing instrument for the purposes therein contained by signing on behalf of said Companies by himself as a duly authorized officer.

**IN WITNESS WHEREOF**, I hereunto set my hand and official seal.

My Commission expires the **30th** day of **June**, **2021**



  
Anna P. Nowik, Notary Public

This Power of Attorney is granted under and by the authority of the following resolutions adopted by the Boards of Directors of Travelers Casualty and Surety Company of America, Travelers Casualty and Surety Company, and St. Paul Fire and Marine Insurance Company, which resolutions are now in full force and effect, reading as follows:

**RESOLVED**, that the Chairman, the President, any Vice Chairman, any Executive Vice President, any Senior Vice President, any Vice President, any Second Vice President, the Treasurer, any Assistant Treasurer, the Corporate Secretary or any Assistant Secretary may appoint Attorneys-in-Fact and Agents to act for and on behalf of the Company and may give such appointee such authority as his or her certificate of authority may prescribe to sign with the Company's name and seal with the Company's seal bonds, recognizances, contracts of indemnity, and other writings obligatory in the nature of a bond, recognizance, or conditional undertaking, and any of said officers or the Board of Directors at any time may remove any such appointee and revoke the power given him or her; and it is

**FURTHER RESOLVED**, that the Chairman, the President, any Vice Chairman, any Executive Vice President, any Senior Vice President or any Vice President may delegate all or any part of the foregoing authority to one or more officers or employees of this Company, provided that each such delegation is in writing and a copy thereof is filed in the office of the Secretary; and it is

**FURTHER RESOLVED**, that any bond, recognizance, contract of indemnity, or writing obligatory in the nature of a bond, recognizance, or conditional undertaking shall be valid and binding upon the Company when (a) signed by the President, any Vice Chairman, any Executive Vice President, any Senior Vice President or any Vice President, any Second Vice President, the Treasurer, any Assistant Treasurer, the Corporate Secretary or any Assistant Secretary and duly attested and sealed with the Company's seal by a Secretary or Assistant Secretary; or (b) duly executed (under seal, if required) by one or more Attorneys-in-Fact and Agents pursuant to the power prescribed in his or her certificate or their certificates of authority or by one or more Company officers pursuant to a written delegation of authority; and it is

**FURTHER RESOLVED**, that the signature of each of the following officers: President, any Executive Vice President, any Senior Vice President, any Vice President, any Assistant Vice President, any Secretary, any Assistant Secretary, and the seal of the Company may be affixed by facsimile to any Power of Attorney or to any certificate relating thereto appointing Resident Vice Presidents, Resident Assistant Secretaries or Attorneys-in-Fact for purposes only of executing and attesting bonds and undertakings and other writings obligatory in the nature thereof, and any such Power of Attorney or certificate bearing such facsimile signature or facsimile seal shall be valid and binding upon the Company and any such power so executed and certified by such facsimile signature and facsimile seal shall be valid and binding on the Company in the future with respect to any bond or understanding to which it is attached.

I, **Kevin E. Hughes**, the undersigned, Assistant Secretary of Travelers Casualty and Surety Company of America, Travelers Casualty and Surety Company, and St. Paul Fire and Marine Insurance Company, do hereby certify that the above and foregoing is a true and correct copy of the Power of Attorney executed by said Companies, which remains in full force and effect.

Dated this **14th** day of **July**, **2020**



  
Kevin E. Hughes, Assistant Secretary

**To verify the authenticity of this Power of Attorney, please call us at 1-800-421-3880.**  
**Please refer to the above-named Attorney-in-Fact and the details of the bond to which this Power of Attorney is attached.**



**GLOBAL PROJECTS**

TURF, TRACK & TENNIS  
CONSTRUCTION SERVICES

3118 Balis Dr.  
Bldg. B17  
Baton Rouge, LA 70808  
Commercial Contractor Lic. # 56016  
Tel.: (225) 361-8403  
Fax (225) 361-8404

---

CORPORATE RESOLUTION / EVIDENCE OF AUTHORITY

**PROJECT ID:**

LAFRENIERE PARK UPGRADE SOCCER FIELDS

BID No. 50-130941

BID DATE & TIME: July 14, 2020 2:00PM

EXCERPT FROM MINUTES OF MEETING OF THE BOARD OF DIRECTORS OF T3 GLOBAL PROJECTS, LLC

At the meeting of Directors of  
Incorporated, Duly Noticed and Held On

T3 Global Projects, LLC  
January 10, 2019

A QUORUM BEING PRESENT, ON MOTION DULY MADE AND SECONDED, IT WAS:

**RESOLVED** by all members, that **ROBERTO SANCHEZ**, Managing Member of the Company, be and he is hereby appointed, constituted, and designated as agent and Attorney-In-Fact of the Company with full Power and Authority to act on behalf of the Company in all negotiations, bidding, concerns, and transactions with the PARISH OF JEFFERSON or any of its agencies, departments, employees, or agents, including but not limited to, the execution of all bids, papers, documents, affidavits, bonds, sureties, contracts, and acts and to receive all purchase orders and notices issued pursuant to the provisions of any such bid or contract, this Company hereby ratifying, approving, confirming, and accepting each and every such act performed by said Agent and Attorney-In-Fact

**BE IT KNOWN** that T3 Global Projects, LLC, ( the "Company"), is organized and existing as a Limited Liability Company under and by virtue of the laws of the State of Louisiana, with its office located at 3118 Balis Dr. Bldg B17, Baton Rouge, LA 70808

\*\*\*\*\*

I, Andre Borne, Hereby Certify the foregoing to be a true and correct copy of an Excerpt of the Minutes of the above dated meeting of the Board of Directors of said Company, and the same has not been revoked or rescinded.

ANDRE BORNE  
SECRETARY-TREASURER

14<sup>th</sup> Day of July 2020  
DATE



Public Works Bid

AFFIDAVIT

STATE OF Louisiana

PARISH/COUNTY OF East Baton Rouge

BEFORE ME, the undersigned authority, personally came and appeared: Roberto Sanchez, (Affiant) who after being by me duly sworn, deposed and said that he/she is the fully authorized Managing Member of T3 Global Projects LLC (Entity), the party who submitted a bid in response to Bid Number 50-130941, to the Parish of Jefferson.

Affiant further said:

Campaign Contribution Disclosures

**(Choose A or B, if option A is indicated please include the required attachment):**

Choice A \_\_\_\_\_ Attached hereto is a list of all campaign contributions, including the date and amount of each contribution, made to current or former elected officials of the Parish of Jefferson by Entity, Affiant, and/or officers, directors and owners, including employees, owning 25% or more of the Entity during the two-year period immediately preceding the date of this affidavit or the current term of the elected official, whichever is greater. Further, Entity, Affiant, and/or Entity Owners have not made any contributions to or in support of current or former members of the Jefferson Parish Council or the Jefferson Parish President through or in the name of another person or legal entity, either directly or indirectly.

Choice B X there are **NO** campaign contributions made which would require disclosure under Choice A of this section.

Affiant further said:

Debt Disclosures

**(Choose A or B, if option A is indicated please include the required attachment):**

**Choice A** \_\_\_\_\_ Attached hereto is a list of all debts owed by the affiant to any elected or appointed official of the Parish of Jefferson, and any and all debts owed by any elected or appointed official of the parish to the Affiant.

**Choice B** X There are NO debts which would require disclosure under Choice A of this section.

Affiant further said:

That Affiant has employed no person, corporation, firm, association, or other organization, either directly or indirectly, to secure the public contract under which he received payment, other than persons regularly employed by the Affiant whose services in connection with the construction, alteration or demolition of the public building or project or in securing the public contract were in the regular course of their duties for Affiant; and

That no part of the contract price received by Affiant was paid or will be paid to any person, corporation, firm, association, or other organization for soliciting the contract, other than the payment of their normal compensation to persons regularly employed by the Affiant whose services in connection with the construction, alteration or demolition of the public building or project were in the regular course of their duties for Affiant.

Affiant further said:

Affiant personally has not been convicted of, nor has he/she entered into a plea of guilty or nolo contendere to any of the crimes or equivalent federal crimes listed below. No individual partner, incorporator, director, manager, officer, organizer, or member, who has a minimum of a ten percent ownership in the Bidding Entity, has been convicted of, or has entered a plea of guilty or nolo contendere to any of the crimes or equivalent federal crimes listed below. A conviction of or plea of guilty or nolo contendere to the following state crimes or equivalent federal crimes shall permanently bar any person or the bidding entity from bidding on public projects:

- (a) Public bribery (R.S. 14:118)
- (b) Corrupt influencing (R.S. 14:120)
- (c) Extortion (R.S. 14:66)
- (d) Money laundering (R.S. 14:230)



A conviction of or plea of guilty or nolo contendere to the following state crimes or equivalent federal crimes shall bar any person or the bidding entity from bidding on public projects for a period of five years from the date of conviction or from the date of the entrance of the plea of guilty or nolo contendere:

- (a) Theft (R.S. 14:67)
- (b) Identity Theft (R.S. 14:67, 16)
- (c) Theft of a business record (R.S. 14:67.20)
- (d) False accounting (R.S. 14:70)
- (e) Issuing worthless checks (R.S. 14:71)
- (f) Bank fraud (R.S. 14:71.1)
- (g) Forgery (R.S. 14:72)
- (h) Contractors; misapplication of payments (R.S. 14:202)
- (i) Malfeasance in office (R.S. 14:134)

The five-year prohibition provided for in this section shall apply only if the crime was committed during the solicitation or execution of a contract or bid awarded pursuant to these provisions. If evidence is submitted substantiating that a false attestation has been made and the project must be readvertised or the contract cancelled, the awarded entity making the false attestation shall be responsible to the public entity for the costs of rebidding, additional costs due to increased costs of bids and any and all delay costs due to the rebid or cancellation of this project.

*[The remainder of this page is intentionally left blank.]*

Affiant further said:

- (1) Entity is registered and participates in a status verification system to verify that all employees in the State of Louisiana are legal citizens of the United States or are legal aliens.
- (2) Entity shall continue, during the term of the contract, to utilize a status verification system to verify the legal status of all new employees in the State of Louisiana.
- (3) Entity shall require all subcontractors to submit to the Entity a sworn affidavit verifying compliance with statements (1) and (2).

  
\_\_\_\_\_  
Signature of Affiant

Roberto Sanchez  
\_\_\_\_\_  
Printed Name of Affiant

SWORN AND SUBSCRIBED TO BEFORE ME

ON THE 13<sup>th</sup> DAY OF July, 2020.

  
\_\_\_\_\_  
Notary Public

Linda L. Lynch, Notary Public  
Notary Number: 31988  
Commision expires upon death

Linda L. Lynch  
\_\_\_\_\_  
Printed Name of Notary

31988  
\_\_\_\_\_  
Notary/Bar Roll Number

My commission expires upon death

# Louisiana Secretary of State

## R. Kyle Ardoin

### SEARCH FOR LOUISIANA NOTARIES

A practicing notary in a parish may notarize in reciprocal parishes without additional bonding or examination.

You can also download information about all notaries on file. For more information, see Notary Bulk Data.

[Print](#)

#### Notary Search - Detail

<b>Name:</b>	<b>MS. LINDA L. LYNCH</b>
<b>Address:</b>	<b>445 CONVENTION STREET BATON ROUGE, LA 70802</b>
<b>Phone:</b>	<b>(225) 344-2639</b>
<b>Notary ID Number:</b>	<b>31988</b>
<b>Parish:</b>	<b>EAST BATON ROUGE with STATEWIDE JURISDICTION</b>
<b>Agency:</b>	<b>N/A</b>
<b>Notary Type:</b>	<b>Attorney</b>
	<b>Bar Roll #: 1891</b>
<b>Status:</b>	<b>Active</b>
<b>Commission Date:</b>	<b>12/20/2000</b>
<b>Oath Date:</b>	<b>12/14/2000</b>
<b>Surety Expiration Date:</b>	<b>Not Required</b>
<b>Annual Report Current:</b>	<b>Not Applicable</b>

[Back to Search Results](#)[New Search](#)



# CERTIFICATE OF LIABILITY INSURANCE

DATE (MM/DD/YYYY)

07/09/2020

THIS CERTIFICATE IS ISSUED AS A MATTER OF INFORMATION ONLY AND CONFERS NO RIGHTS UPON THE CERTIFICATE HOLDER. THIS CERTIFICATE DOES NOT AFFIRMATIVELY OR NEGATIVELY AMEND, EXTEND OR ALTER THE COVERAGE AFFORDED BY THE POLICIES BELOW. THIS CERTIFICATE OF INSURANCE DOES NOT CONSTITUTE A CONTRACT BETWEEN THE ISSUING INSURER(S), AUTHORIZED REPRESENTATIVE OR PRODUCER, AND THE CERTIFICATE HOLDER.

**IMPORTANT:** If the certificate holder is an ADDITIONAL INSURED, the policy(ies) must have ADDITIONAL INSURED provisions or be endorsed. If SUBROGATION IS WAIVED, subject to the terms and conditions of the policy, certain policies may require an endorsement. A statement on this certificate does not confer rights to the certificate holder in lieu of such endorsement(s).

<b>PRODUCER</b> Lewis Mohr Real Estate & Insurance Agency LLC 11051 Coursey Blvd. Post Office Box 15811 Baton Rouge LA 70895	<b>CONTACT NAME:</b> Brittany Mohr <b>PHONE (A/C, No, Ext):</b> (225) 293-1086 <b>FAX (A/C, No):</b> (225) 293-0048 <b>E-MAIL ADDRESS:</b> bmohr@mohragency.com														
<b>INSURED</b> T3 Global Projects LLC 3118 Balis Dr Bldg B17 Building B17 Baton Rouge LA 70808	<table><tr><th>INSURER(S) AFFORDING COVERAGE</th><th>NAIC #</th></tr><tr><td>INSURER A: American Fire &amp; Casualty Company</td><td>24066</td></tr><tr><td>INSURER B: Ohio Security Insurance Co</td><td>24082</td></tr><tr><td>INSURER C: The Ohio Casualty Insurance Company</td><td>24074</td></tr><tr><td>INSURER D: Federal Insurance Co</td><td>20281</td></tr><tr><td>INSURER E:</td><td></td></tr><tr><td>INSURER F:</td><td></td></tr></table>	INSURER(S) AFFORDING COVERAGE	NAIC #	INSURER A: American Fire & Casualty Company	24066	INSURER B: Ohio Security Insurance Co	24082	INSURER C: The Ohio Casualty Insurance Company	24074	INSURER D: Federal Insurance Co	20281	INSURER E:		INSURER F:	
INSURER(S) AFFORDING COVERAGE	NAIC #														
INSURER A: American Fire & Casualty Company	24066														
INSURER B: Ohio Security Insurance Co	24082														
INSURER C: The Ohio Casualty Insurance Company	24074														
INSURER D: Federal Insurance Co	20281														
INSURER E:															
INSURER F:															

**COVERAGES** **CERTIFICATE NUMBER:** 19/20 - 20/21 IM REVISED **REVISION NUMBER:**

THIS IS TO CERTIFY THAT THE POLICIES OF INSURANCE LISTED BELOW HAVE BEEN ISSUED TO THE INSURED NAMED ABOVE FOR THE POLICY PERIOD INDICATED. NOTWITHSTANDING ANY REQUIREMENT, TERM OR CONDITION OF ANY CONTRACT OR OTHER DOCUMENT WITH RESPECT TO WHICH THIS CERTIFICATE MAY BE ISSUED OR MAY PERTAIN, THE INSURANCE AFFORDED BY THE POLICIES DESCRIBED HEREIN IS SUBJECT TO ALL THE TERMS, EXCLUSIONS AND CONDITIONS OF SUCH POLICIES. LIMITS SHOWN MAY HAVE BEEN REDUCED BY PAID CLAIMS.

INSR LTR	TYPE OF INSURANCE	ADDL INSD	SUBR WVD	POLICY NUMBER	POLICY EFF (MM/DD/YYYY)	POLICY EXP (MM/DD/YYYY)	LIMITS
A	<input checked="" type="checkbox"/> COMMERCIAL GENERAL LIABILITY <input type="checkbox"/> CLAIMS-MADE <input checked="" type="checkbox"/> OCCUR  GEN'L AGGREGATE LIMIT APPLIES PER: <input checked="" type="checkbox"/> POLICY <input checked="" type="checkbox"/> PRO-JECT <input type="checkbox"/> LOC OTHER:			BLA58930819	07/31/2019	07/31/2020	EACH OCCURRENCE \$ 1,000,000 DAMAGE TO RENTED PREMISES (Ea occurrence) \$ 1,000,000 MED EXP (Any one person) \$ 15,000 PERSONAL & ADV INJURY \$ 1,000,000 GENERAL AGGREGATE \$ 2,000,000 PRODUCTS - COMP/OP AGG \$ 2,000,000 \$
B	<input type="checkbox"/> AUTOMOBILE LIABILITY <input type="checkbox"/> ANY AUTO <input type="checkbox"/> OWNED AUTOS ONLY <input checked="" type="checkbox"/> HIRED AUTOS ONLY <input type="checkbox"/> SCHEDULED AUTOS <input checked="" type="checkbox"/> NON-OWNED AUTOS ONLY			BAS58930819	07/31/2019	07/31/2020	COMBINED SINGLE LIMIT (Ea accident) \$ 1,000,000 BODILY INJURY (Per person) \$ BODILY INJURY (Per accident) \$ PROPERTY DAMAGE (Per accident) \$ \$
C	<input checked="" type="checkbox"/> UMBRELLA LIAB <input checked="" type="checkbox"/> OCCUR <input type="checkbox"/> EXCESS LIAB <input type="checkbox"/> CLAIMS-MADE DED RETENTION \$			ESO58930819	07/31/2019	07/31/2020	EACH OCCURRENCE \$ 5,000,000 AGGREGATE \$ 5,000,000 \$
B	WORKERS COMPENSATION AND EMPLOYERS' LIABILITY ANY PROPRIETOR/PARTNER/EXECUTIVE OFFICER/MEMBER EXCLUDED? (Mandatory in NH) If yes, describe under DESCRIPTION OF OPERATIONS below	Y/N Y	N/A	XWS58930819	07/31/2019	07/31/2020	<input checked="" type="checkbox"/> PER STATUTE <input type="checkbox"/> OTH-ER E.L. EACH ACCIDENT \$ 1,000,000 E.L. DISEASE - EA EMPLOYEE \$ 1,000,000 E.L. DISEASE - POLICY LIMIT \$ 1,000,000
D	Inland Marine - Leased, Rented or Borrowed Contractors Equipment			45469817	01/28/2020	01/28/2021	Aggregate \$300,000 Deductible \$1,000

DESCRIPTION OF OPERATIONS / LOCATIONS / VEHICLES (ACORD 101, Additional Remarks Schedule, may be attached if more space is required)

Job: Lafreniere Park Upgrade Soccer Fields A/E Project No. 20-1925; Proposal No. 50-130941 | 30 Day Notice of Cancellation provided, except 10 days for non-payment of premium. OCP and Builders Risk available if awarded job.

GENERAL LIABILITY: Blanket Additional Insured and Waiver of Subrogation on a Primary/Non-Contributory basis (per Form CG88100413) if required by written contract. || AUTO: Blanket Additional Insured and Waiver of Subrogation (per Form AC85040618) if required by written contract. || WORK COMP: Blanket Waiver of Subrogation provided (per form WC000313) if required by written contract.

<b>CERTIFICATE HOLDER</b> Jefferson Parish Council   Jefferson Parish Government 200 Derbigny St, Ste 4400 PURCHASING DEPT Gretna LA 70053	<b>CANCELLATION</b> SHOULD ANY OF THE ABOVE DESCRIBED POLICIES BE CANCELLED BEFORE THE EXPIRATION DATE THEREOF, NOTICE WILL BE DELIVERED IN ACCORDANCE WITH THE POLICY PROVISIONS.  AUTHORIZED REPRESENTATIVE 
--	--

© 1988-2015 ACORD CORPORATION. All rights reserved.





**GLOBAL PROJECTS**

TURF, TRACK & TENNIS  
CONSTRUCTION SERVICES

3118 Balis Dr.  
Bldg. B17  
Baton Rouge, LA 70808  
Commercial Contractor Lic. # 56016  
Tel.: (225) 361-8403  
Fax (225) 361-8404

**BID FOR:**


LAFRENIERE PARK UPGRADE SOCCER FIELDS  
BID No. 50-130941

TURF MANUFACTURER  
TURF SYSTEM

ASTROTURF  
LIGATURF ROOTZONE 3D3 BLEND  
52 Oz

**ATTACHED**

1. LIGATURF ROOTZONE 3D3 BLEND CUT SHEET
2. FIFA LABORATORY TEST REPORT FOR LIGATURF ROOTZONE 3D3
3. LIST OF FIFA CERTIFIED FIELDS IN THE US ( Minimum of 5 per Project Manual)



## LIGATURF ROOTZONE 3D3 BLEND 52

LigaTurf is the world's pre-eminent family of turf systems designed specifically for soccer performance. LigaTurf has a large footprint around the globe and can be found at the most elite facilities in Europe, including Bayern Munich, Liverpool and FIFA's World Headquarters.

LigaTurf is now offered in the United States exclusively by AstroTurf Corporation and its partners. The latest LigaTurf systems have emerged as the result of global collaboration of our Research and Development teams across the world, who have focused on polymer chemistry, biomechanics, ball roll, energy restitution and more.

Breakthrough technologies ensure that LigaTurf systems exceed all FIFA standards. And full control over the manufacturing, construction and installation chain ensures that our soccer customers receive the best fields in the industry.

The system boasts the RootZone technology. The RootZone is a system of texturized fibers that curl down to create a net-like matrix that encapsulates infill – dramatically reducing infill spray during play and infill migration over time.

LigaTurf RootZone 3D3 Blend features the exciting new Trionic face fiber. For the first time in the history of the industry, our experts have molecularly fused Polyethylene and Nylon into a single fiber. That translates to softness AND durability.

With three unique fibers – the RootZone, Trionic monofilament fibers and ultra-durable slit film fibers— the LigaTurf RootZone 3D3 Blend offers exceptional durability, player protection and aesthetics.

### LIGATURF ROOTZONE 3D3 BLEND

The world's pre-eminent family of turf systems designed specifically for soccer performance.



Colors to be manufactured with PE Legend Fiber

*"We are confident in our selection of AstroTurf for the new playing surfaces on Smith Field and Coaches Field. The technology behind their products is impressive and the emphasis on player protection and safety was paramount in our decision-making process."*

**Michael Thomas**, Athletic Director, Boys' Latin School

- ◆ Exclusive, precise fiber masterbatch formulations with cutting edge ultraviolet and heat stabilizers
- ◆ Trionic monofilament fibers featuring a proprietary co-polymer blend of Polyethylene and Nylon in a single fiber
- ◆ Extremely durable slit film fibers for resistance to wear
- ◆ Entanglement technology, wherein we entangle molecular side chains to reinforce the fiber and prevent splitting

- ◆ RootZone infill stabilization system
- ◆ Multi-layer woven primary backing
- ◆ The latest polyurethane technology to enhance tuft lock, dimensional stability and fiber adhesion, with polymer formulations engineered in Germany and applied in our own American factory
- ◆ FIFA certified with SBR and Sand infill
- ◆ FIFA certified with ASP15 & ProPlay 20D



Aviara Park - Carlsbad, CA



Beverly Vista School - Beverly Hills, CA



Boys' Latin School - Baltimore, MD



Fore Kicks Soccer Complex - Taunton, MA



FINISH FABRIC	VALUE	ASTM TEST METHOD
<b>Face Yarn Type</b>	Trionic PE/PA Co-Polymer Monofilament, Polyethylene Slit Film and Nylon RootZone	N/A
<b>Yarn Denier</b>	16,000 (6 ends/1,800 per end for Mono, 10,000 per end for Slit Film and 8 ends/650denier per end for RootZone)	D-1577
<b>Yarn Thickness</b>	330 microns for Mono, 115 microns for Slit Film and 100 microns for RootZone	D-3218
<b>Pile Weight</b>	52 oz per SY	D- 5848
<b>Finished Pile Height</b>	2.0"	D-5823
<b>Standard Field Color</b>	Field/Lime Green, Field Green	None
<b>Construction</b>	Tufted	None
<b>Turf Density</b>	936 oz/yd <sup>3</sup>	HUD 44d
<b>Gauge</b>	3/8"	D-5793
<b>Primary Backing</b>	7.0 oz per SY Multilayer Polypropylene/Polyester	D- 5848
<b>Secondary Backing</b>	20 oz per SY Polyurethane	D- 5848
<b>Total Carpet Weight</b>	79 oz per SY (+/- 5%)	D-5848
<b>Turf Roll Dimensions</b>	15' wide by custom lengths up to 220'	N/A
<b>Perforations</b>	3/16" holes on staggered 4" (approximate) centers	N/A
<b>Turf Permeability</b>	> 30" +/- per hour	F-1551
<b>Tuft Bind</b>	> 8 lbs	D-1335
<b>Grab Tear Strength (Average)</b>	> 200 lbs	D-5034
<b>Lead Content</b>	< 50 ppm	F-2765
<b>Elongation to Break</b>	> 50%	D-2256
<b>Yarn Breaking Strength</b>	> 20 lbs	D-2256
<b>Yarn Melting Point</b>	248° F	D-789
<b>Flammability</b>	TEST PASSED	D-2859

**Some of our installations include:**

Anne Arundel County Schools (MD)  
 Appleton Area School District (WI)  
 Arizona Cardinals Practice Field (AZ)  
 Austin ISD (TX)  
 Bethlehem Area School District (PA)  
 Beverly Hills Unified School District (CA)  
 Boston College (MA)  
 Brother Rice High School (MI)  
 UCLA (CA)  
 Cheyenne Mountain School District 12 (CO)  
 College of Idaho (ID)  
 Corpus Christi ISD (TX)

Davenport University (MI)  
 University of Delaware (DE)  
 DePauw University (IN)  
 East Rochester High School (NY)  
 El Paso Gridley High School (IL)  
 Evangel University (MO)  
 Fore Kicks Soccer Complexes (MA)  
 Global Premier Soccer (NH)  
 Grand Canyon University (AZ)  
 Greensboro College (NC)  
 Hutchinson Community College (KS)  
 Kansas State University (KS)

Los Angeles Unified School District (CA)  
 Liberty University (VA)  
 The McCallie School (TN)  
 Mississippi State University (MS)  
 Montoursville High School (PA)  
 Moreau Catholic High School (CA)  
 North Broward Prep (FL)  
 The Ohio State University (OH)  
 University of Oklahoma (OK)  
 Paramus Catholic High School (NJ)  
 Penn State University (PA)  
 Saint John Bosco High School (CA)

Salina High School (KS)  
 Sam Houston State University (TX)  
 Silverlakes Equestrian & Sports Park (CA)  
 Starfire Sports Complex (WA)  
 Texas A&M University (TX)  
 Texas Tech University (TX)  
 Tulane University (LA)  
 University Liggett School (MI)  
 Utah State University (UT)  
 The Village School (TX)



**Note:** Valid 01/01/2020 - 12/31/2020. Any change from the specified values is considered a special product that will require confirmation from manufacturing prior to ordering. All values are  $\pm 5\%$ . AstroTurf® has the right to modify technical specifications on the above-mentioned product. Delivered products can slightly differ from the technical data. AstroTurf® guarantees the technical quality of the proposed article.

**AstroTurf** SINCE 1965  
 powered by sportgroup  
 THE SURFACE SPECIALISTS

2680 Abutment Rd, Dalton, GA 30721  
 (800) 723-TURF help@astroturf.com  
 www.astroturf.com @AstroTurfUSA



# FIFA LABORATORY TEST REPORT

Test manual 2015  
01.01.2015

Product	Ligaturf Rootzone 3D3
FIFA Licensee	AstroTurf LLC
Test Institute	Sports Labs Ltd.

Test Number	66319
External Test Number	18994/1201
Date of Test	29.11.2018
Test Result	Passed
Quality Level	FIFA Quality
Test Type	Initial





## Licensee

### Main Address

Name	AstroTurf LLC
Address	2680 Abutment Rd SE
ZIP / City	30721 / DALTON, GEORGIA
Website	
Contact Email	
Contact Phone	

## Test institute

### Main Address

Name	Sports Labs Ltd.
Address	1 Adam Square Brucefield Industrial Park
ZIP / City	EH54 9DE / LIVINGSTON
Website	
Contact Email	
Contact Phone	



## 1 – Test Results

Name	Comment	Result
<b>1 - Summary</b>		
Vertical ball rebound FIFA Quality		Passed
Angeled ball rebound FIFA Quality		Passed
Reduced ball roll FIFA Quality		Passed
Shock absorption FIFA Quality		Passed
Deformation FIFA Quality		Passed
Rotational resistance FIFA Quality		Passed
Skin / surface friction		Passed
Skin abrasion		Passed
<b>1 - Test Details   Object</b>		
Product Name		AstroTurf Ligaturf RootZone 3D3 Blend
Product ID		
Synthetic Turf System		Ligaturf RootZone Blend 3D3 Blend
Performance infill		SBR
Stabilising infill		Sand
Shock-pad or elastic layer		-
Sub-base composition		Unbound Aggregate
<b>2 - Test Details   Test Institute</b>		
Date(s) of test		29.11.2018
Report created by		Craig Melrose
Other Test Engineer on site		Jason Halliday
Laboratory Test report number		18994/1201
Test Institute Project number		18994
<b>3 – Product Declaration (Manufacturer)</b>		
Manufacturer		AstroTurf Corporation
Tuft pattern		Straight
Yarn manufacturer   yarn 1		STR
Product name, code   yarn 1		TRIONIC
Pile yarn profile   yarn 1		Legend
Pile thickness (µ m)   yarn 1		330.0
Pile colour (RAL)   value 1   yarn 1		6025
Pile colour (RAL)   value 2   yarn 1		
Pile colour (RAL)   value 3   yarn 1		
Pile width (mm)   yarn 1		1.40
Number of tufts/m2   yarn 1	ISO1773	9834.00
Pile length (mm)   yarn 1	ISO 2549	51.00
Pile weight (g/m2)   yarn 1	ISO 8543	1763.00



Name	Comment	Result
Carpet   Carpet mass per unit area (g/m <sup>2</sup> )		2712.0
Method of jointing		Bonded
Bonded joints   Adhesive brand name		AstroFusion Pro
Bonded joints   Adhesive manufacturer		APT
Bonded joints   Application rate (g/m)		538
Bonded joints   Jointing film brand name		FSI
Bonded joints   Jointing film manufacturer		FSI
Stitched seams   Tread brand name/product code		
Stitched seams   Tread manufacturer		
Stitched seams   Stitch rate (stitch per 1m)		
Performance Infill   Product name, code		SBR
Performance Infill   Manufacturer		Various
Performance Infill   Material type		Ambient
Performance Infill   Material grading		10/20
Performance Infill   Particle shape	prEN 14955	Granular
Performance Infill   Particle size range	EN 933-Part 1	0.63 - 2.5 mm
Performance Infill   Bulk density (g/cm <sup>3</sup> )	EN 1097-3	0.436
Performance Infill   Application rate (kg/m <sup>2</sup> )		15.0
Stabilising Infill   Product name, code		Silica Sand
Stabilising Infill   Manufacturer		Various
Stabilising Infill   Material type		Silica Sand
Stabilising Infill   Material grading		20/40
Stabilising Infill   Particle shape	prEN 14955	Granular
Stabilising Infill   Particle size range	EN 933-Part 1	0.2 - 0.8 mm
Stabilising Infill   Bulk density (g/cm <sup>3</sup> )	EN 1097-3	1.51
Stabilising Infill   Application rate (kg/m <sup>2</sup> )		16.0
Shockpad, E-layer   Product name, code		
Shockpad, E-layer   Manufacturer		
Shockpad, E-layer   Type		





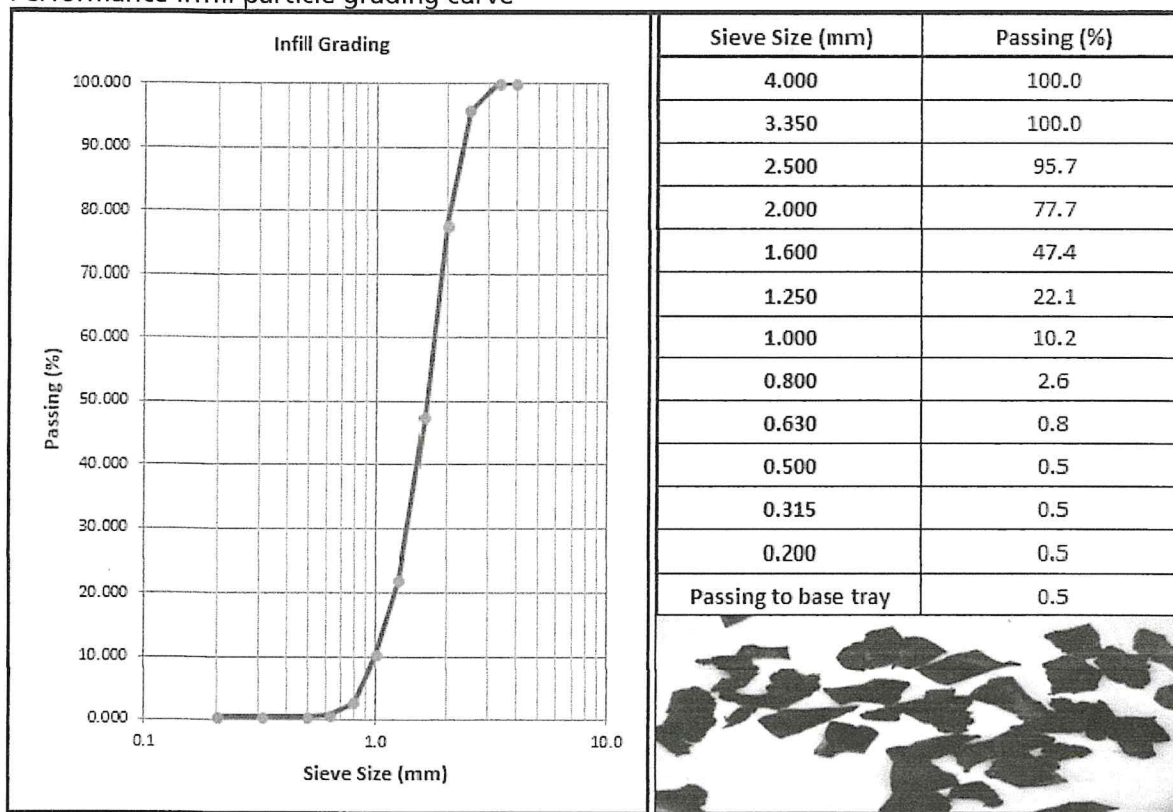
Name	Comment	Result
Shock pad / E-layer   Deformation	if part of supplied system	
Shock pad / E-layer   Thickness	if part of supplied system	
Other, detail		
<b>5 – Test Results   Ball / Surface interaction</b>		
Vertical Ball Rebound   Initial   Dry (Quality)	0.6 - 1m	0.85
Vertical Ball Rebound   Initial   Wet (Quality)	0.6 - 1m	0.83
Vertical Ball Rebound   after simulated wear   6'000 cycles (5*)	0.6 - 1m	0.96
Vertical Ball Rebound   after simulated wear   6'000 cycles (20*)	0.6 - 1m	
Angeled Ball Rebound   Dry	45 - 80 %	51
Angeled Ball Rebound   Wet	45 - 80 %	67
Reduced Ball Roll   Initial   Dry (Quality)	4 - 10 m	8.0
Reduced Ball Roll   after simulated wear   6'000 cycles (5*)   Dry	4 - 12 m	11.3
Reduced Ball Roll   after simulated wear   6'000 cycles (5*)   Wet	4 - 12 m	12.0
Reduced Ball Roll   after simulated wear   6'000 cycles (20*)   Dry	4 - 12 m	
Reduced Ball Roll   after simulated wear   6'000 cycles (20*)   Wet	4 - 12 m	
Shock absorption   Initial   Dry (Quality)	57 - 68 %	63.0
Shock absorption   Initial   Wet (Quality)	57 - 68 %	64.0
Shock absorption   after simulated wear   6'000 cycles (5*)	57 - 68 %	57.0
Shock absorption   after simulated wear   6'000 cycles (20*)	57 - 68 %	
Shock absorption   50°C	57 - 68 %	66.00
Shock absorption   -5°C	57 - 68 %	63.00
Deformation   Initial   Dry (Quality)	6 - 11 m	9.7
Deformation   Initial   Wet (Quality)	6 - 11 m	9.8
Deformation   after simulated wear   6'000 cycles (5*)	6 - 11 m	7.9



Name	Comment	Result
Bonded joints   Strength   water aged	$\geq 75/100\text{mm}$	287
Carpet tuft   Withdrawal force   un-aged	$\geq 30\text{N}$	57
Carpet tuft   Withdrawal force   water aged	$\geq 30\text{N}$	50
Heat   Category	for information	Category 2 - 3
Splash   Characteristics	for information	> 1.5 %
<b>7 - Miscellaneous (shock pad, sub-base - if part of the system)</b>		
Shock Pad / E-layer   tensile strength   un-aged	$\geq 0.15 \text{ MPa}$	
Sub-base   Composition		
Sub-base   Particle size range		
Sub-base   Particle shape		
Sub-base   Thickness		
Sub-base   Compaction & test method		
Other, detail		Un-Aged Tuft Withdrawal Mono/text= 57N, Tape= 71N  Aged Tuft Withdrawal Mono/text= 50N, Tape=57N



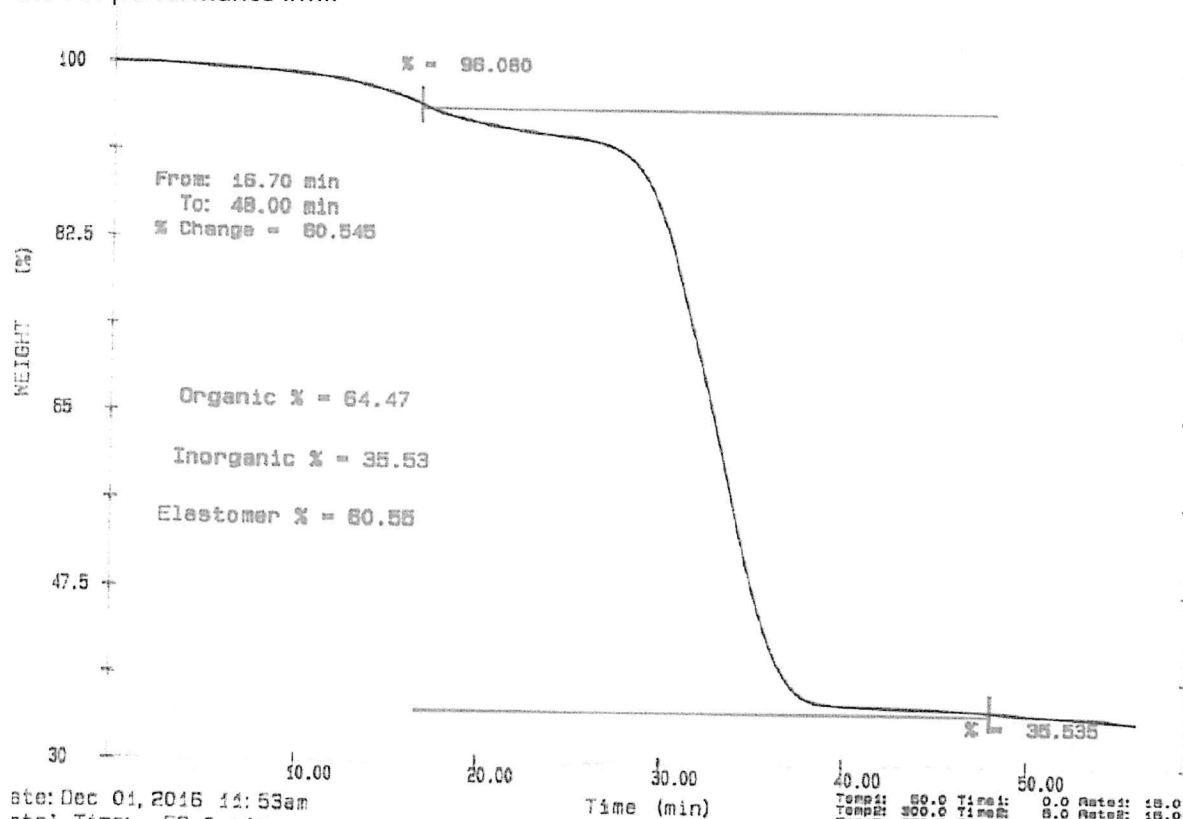
Performance infill particle grading curve







## TGA of performance infill

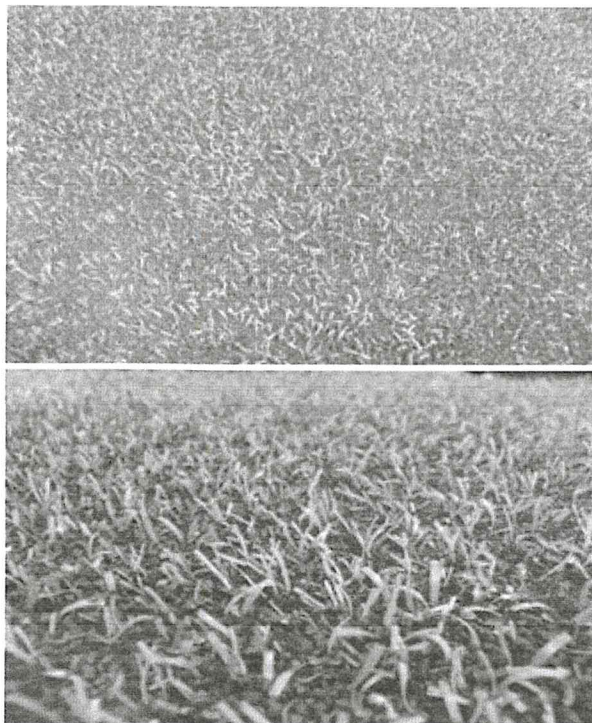


ate: Dec 01, 2016 11:53am  
otal Time: 56.0 min  
ample Wt: 20.306 mg Path: C:\PE\  
ile: 4110 6N

Perkin-Elmer TGA7

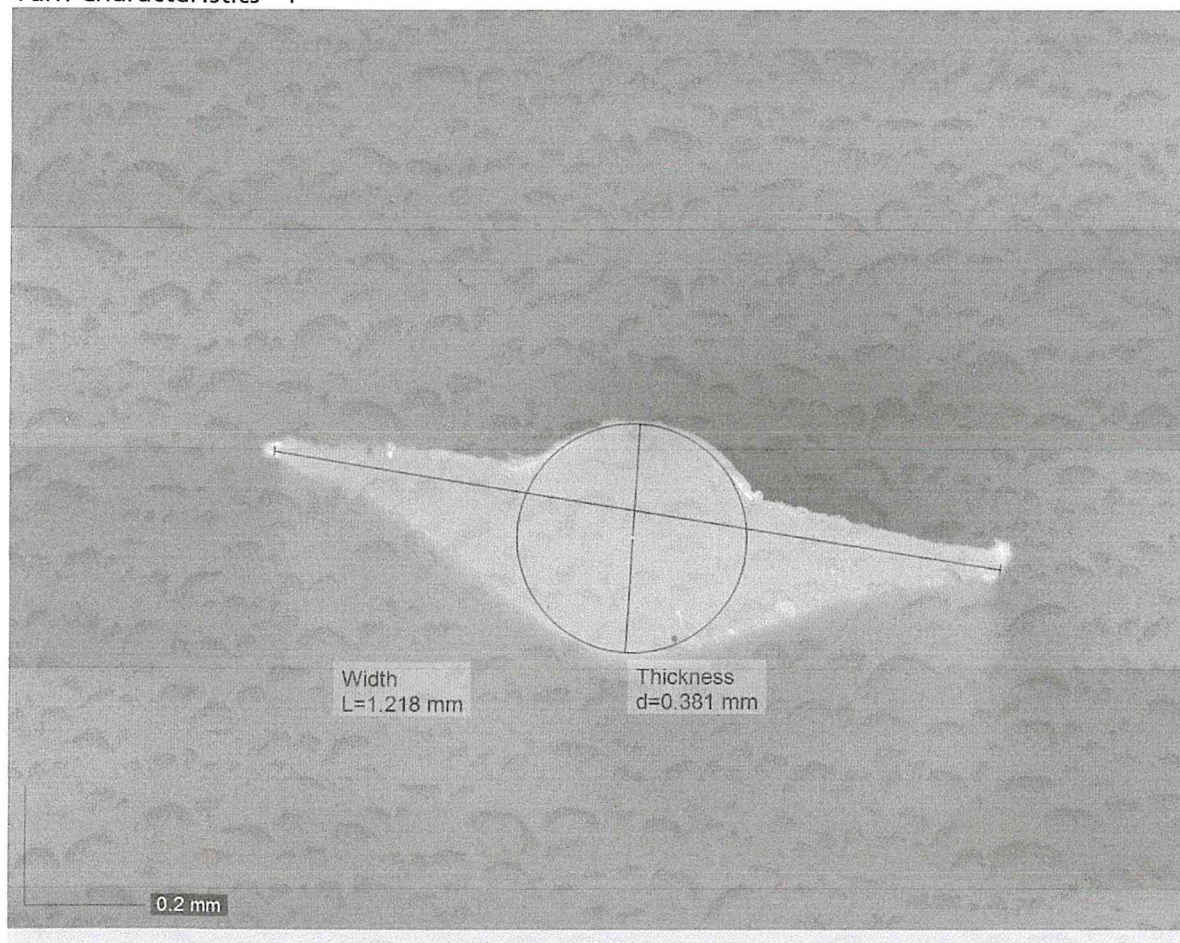


Simulated wear - After 1  
**3000 Lisport XL Cycles**







Yarn Characteristics - 1







## Yarn Characteristics - 3







The second half of the *AstroTurf Century*

## INSTALLATION LIST

Install	Class	Product	Facility Name	City	State	Year	Size	Type	Contact	Phone
Collier County Sports Complex	Community	RootZone 3D3 Trionic Blend HD	Field 1 & 2	Naples	FL	2020	205,900	Soccer	Mike Swan	440.546.1200
Collier County Sports Complex	Community	RootZone 3D3 Trionic Blend HD	Field 3	Naples	FL	2019	101,650	Soccer	Mike Swan	440.546.1200
Collier County Sports Complex	Community	RootZone 3D3 Trionic Blend HD	Field 4	Naples	FL	2019	101,650	Soccer	Mike Swan	440.546.1200
North Collier Regional Park	Community	RootZone 3D3 Trionic Blend HD	Field 4	Naples	FL	2018	93,100	Soccer	Bill McBride	941.961.7560
North Collier Regional Park	Community	RootZone 3D3 Blend HD (3D3 1.5")	Field 3	Naples	FL	2018	93,100	Lacrosse / Soccer	Bill McBride	941.961.7560
North Collier Regional Park	Community	RootZone 3D3 Blend HD (3D3 1.5")	Field 8	Naples	FL	2018	93,100	Lacrosse / Soccer	Bill McBride	941.961.7560
North Collier Regional Park	Community	RootZone 3D3 Blend HD (3D3 1.5")	Field 7	Naples	FL	2018	93,100	Lacrosse / Soccer	Bill McBride	941.961.7560
Evergreen SportsPlex	Private	RootZone 3DM (3DH)	Soccer Complex	Leesburg	VA	2013	429,241	Soccer	Chris Avery	571.436.1568

AstroTurf Corporation 2680 Abutment Rd, Dalton, GA 30721 (800) 723-TURF help@astroturf.com @AstroTurfUSA



## BID REJECTION FORM

Bid number: 50-130941


Vendor Name: GEOSURFACE INC

Reasons for

Rejection: DOES NOT HAVE THE SPECIALTY: RECREATION &  
SPORTING FACILITIES & GOLF COURSE LICENSE. OR  
HIGHWAY, STREET AND BRIDGE CONSTRUCTION.

REVIEWED BY:

Buyer Name: Donna Reamey Date: 7/16/2020

Chief Buyer:  Date: 7/17/2020



📍 600 North Street, Baton Rouge, 70802 📞 (225) 765-2301 🗨 Text-To-Verify: 1 (855) 999-7896



## Louisiana State Licensing Board for Contractors

### Contractor Information

**Business Name** GeoSurfaces, Inc.  
**Mailing Address** 7080 St. Gabriel Avenue, Suite A  
Saint Gabriel, LA 70776  
SAINT GABRIEL, LA 70776  
**Phone Number** (877) 663-5968  
**Fax Number** (225) 208-0243  
**Email Address** info@geosurfaces.com  
**Website** http://www.geosurfaces.com

### Active Licenses

**License Number** 67614  
**Type** Commercial License  
**Status** LICENSED  
**Effective** 12/11/2019  
**Expiration** 12/10/2022  
**First Issued** 12/10/2018

### Classifications

Class	Qualifying Party	Parishes
BUILDING CONSTRUCTION	Charles Cavanah Dawson	ALL
BUSINESS AND LAW	Charles Cavanah Dawson	ALL
ELECTRICAL WORK (STATEWIDE)	Jonathan Thi Pham	ALL

320150

# LOUISIANA UNIFORM PUBLIC WORK BID FORM

TO: JEFFERSON PARISH  
ATTN: PURCHASING DEPARTMENT  
200 DERBIGNY STREET, SUITE 4400  
GRETNA, LA 70053

BID FOR: LAFRENIERE PARK UPGRADE SOCCER FIELDS  
A/E PROJECT NO. 20-1925  
PROPOSAL NO. 50-130941

The undersigned bidder hereby declares and represents that she/he; a) has carefully examined and understands the Bidding Documents, b) has not received, relied on, or based his bid on any verbal instructions contrary to the Bidding Documents or any addenda, c) has personally inspected and is familiar with the project site, and hereby proposes to provide all labor, materials, tools, appliances and facilities as required to perform, in a workmanlike manner, all work and services for the construction and completion of the referenced project, all in strict accordance with the Bidding Documents prepared by: MEYER ENGINEERS, LTD. and dated: APRIL 6, 2020.

Bidders must acknowledge all addenda. The Bidder acknowledges receipt of the following **ADDENDA:** (Enter the number the Designer has assigned to each of the addenda that the Bidder is acknowledging) #1

**TOTAL BASE BID:** For all work required by the Bidding Documents (including any and all unit prices designated "Base Bid" \* but not alternates) the sum of:

Two Million Three Hundred Seventy Three Thousand &  $\frac{100}{100}$  Dollars (\$ 2,373,000.<sup>00</sup>)

**ALTERNATES:** For any and all work required by the Bidding Documents for Alternates including any and all unit prices designated as alternates in the unit price description.

**Alternate No. 1** (Owner to provide description of alternate and state whether add or deduct) for the lump sum of:

N/A Dollars (\$                     )

**Alternate No. 2** (Owner to provide description of alternate and state whether add or deduct) for the lump sum of:

N/A Dollars (\$                     )

**Alternate No. 3** (Owner to provide description of alternate and state whether add or deduct) for the lump sum of:

N/A Dollars (\$                     )

NAME OF BIDDER: GeoSurfaces, Inc.

ADDRESS OF BIDDER: 7080 St. Gabriel Avenue - Ste. A, St. Gabriel, LA 70776

LOUISIANA CONTRACTOR'S LICENSE NUMBER: 67614

Name OF AUTHORIZED SIGNATORY OF BIDDER: Charles C. Dawson

TITLE OF AUTHORIZED SIGNATORY OF BIDDER: CEO

SIGNATURE OF AUTHORIZED SIGNATORY OF BIDDER \*\*: 

DATE: 7/14/20

## **THE FOLLOWING ITEMS ARE TO BE INCLUDED WITH THE SUBMISSION OF THIS LOUISIANA UNIFORM PUBLIC WORK BID FORM:**

\* The Unit Price Form shall be used if the contract includes unit prices. Otherwise it is not required and need not be included with the form. The number of unit prices that may be included is not limited and additional sheets may be included if needed.

\*\* **A CORPORATE RESOLUTION OR WRITTEN EVIDENCE** of the authority of the person signing the bid for the public Work as prescribed by LA R.S. 38:2212(B)(5).

**BID SECURITY** in the form of a bid bond, certified check or cashier's check as prescribed by LA RS 38:2218.(A) attached to and made a part of this bid.

# Louisiana Secretary of State

## R. Kyle Ardoin

### SEARCH FOR LOUISIANA NOTARIES

A practicing notary in a parish may notarize in reciprocal parishes without additional bonding or examination.

You can also download information about all notaries on file. For more information, see Notary Bulk Data.

[Print](#)

#### Notary Search - Detail

**Name:** MS. CASSIE WILLIAMS  
**Address:** 10250 LAKE PARK AVE  
GONZALES, LA 70737  
**Phone:** (225) 931-9955  
**Phone 2:** (225) 931-9955  
**Notary ID Number:** 158477  
**Parish:** ASCENSION with STATEWIDE JURISDICTION  
**Agency:** N/A  
**Notary Type:** Non Attorney  
**Status:** Active  
**Commission Date:** 11/08/2019  
**Oath Date:** 11/07/2019  
**Surety Expiration Date:** 11/06/2024  
**Annual Report Current:** Yes

#### Notary Events

**Pre-Assessment Registration** Date: 06/04/2019 -

Deceased, Inactivated, Leave of Absence, Pre-Assessment Registration, Pre-Assessment Taken, Resigned, Retirement, and Revoked events are not available prior to February 11, 2012.

[Back to Search Results](#)[New Search](#)



## **CORPORATE RESOLUTION**

EXCERPT FROM MINUTES OF MEETING OF THE BOARD OF DIRECTORS OF  
GeoSurfaces, Inc.

INCORPORATED.

AT THE MEETING OF DIRECTORS OF GeoSurfaces, Inc.  
INCORPORATED, DULY NOTICED AND HELD ON July 10, 2020,  
A QUORUM BEING THERE PRESENT, ON MOTION DULY MADE AND SECONDED. IT  
WAS:

RESOLVED THAT Charles C. Dawson, BE AND IS HEREBY  
APPOINTED, CONSTITUTED AND DESIGNATED AS AGENT AND ATTORNEY-IN-  
FACT OF THE CORPORATION WITH FULL POWER AND AUTHORITY TO ACT ON  
BEHALF OF THIS CORPORATION IN ALL NEGOTIATIONS, BIDDING, CONCERNS  
AND TRANSACTIONS WITH THE PARISH OF JEFFERSON OR ANY OF ITS AGENCIES,  
DEPARTMENTS, EMPLOYEES OR AGENTS, INCLUDING BUT NOT LIMITED TO, THE  
EXECUTION OF ALL BIDS, PAPERS, DOCUMENTS, AFFIDAVITS, BONDS, SURETIES,  
CONTRACTS AND ACTS AND TO RECEIVE ALL PURCHASE ORDERS AND NOTICES  
ISSUED PURSUANT TO THE PROVISIONS OF ANY SUCH BID OR CONTRACT, THIS  
CORPORATION HEREBY RATIFYING, APPROVING, CONFIRMING, AND ACCEPTING  
EACH AND EVERY SUCH ACT PERFORMED BY SAID AGENT AND ATTORNEY-IN-  
FACT.

I HEREBY CERTIFY THE FOREGOING TO BE  
A TRUE AND CORRECT COPY OF AN  
EXCERPT OF THE MINUTES OF THE ABOVE  
DATED MEETING OF THE BOARD OF  
DIRECTORS OF SAID CORPORATION, AND  
THE SAME HAS NOT BEEN REVOKED OR  
RESCINDED.

  
\_\_\_\_\_  
SECRETARY-TREASURER

July 10, 2020

\_\_\_\_\_  
DATE

Revised 7/14/2014

**BID BOND**

KNOW ALL MEN BY THESE PRESENTS that we, the undersigned,

GeoSurfaces, Inc., 7080 St. Gabriel Ave., Ste. A, St. Gabriel, LA 70776  
as PRINCIPAL, and

SureTec Insurance Company  
as SURETY, are held and firmly bound unto the Parish of Jefferson, hereinafter called the "OWNER", in the penal sum of:

Five percent of amount bid  
DOLLARS (\$ 5% ) lawful money of the United States, for the payment of which sum well and truly to be made, we bind ourselves, our heirs, executors, administrators, successors, and assigns, jointly and severally, firmly by these presents.

THE CONDITION OF THIS OBLIGATION IS SUCH, that whereas the Principal has submitted the accompanying Bid dated July 14, 2020, for

**LAFRENIERE PARK UPGRADE SOCCER FIELDS**

NOW, THEREFORE, if the Principal shall not withdraw said Bid within the period specified therein after the opening of the same or, if no period be specified, within forty-five (45) days after the said opening, and shall within the period specified therefore or, if no period be specified, within twelve (12) days after the prescribed forms are presented to him for signature, enter into a written Contract with the Parish in accordance with the Bid as accepted, and give bond with good and sufficient surety or sureties, as may be required, for the faithful performance and proper fulfillment of such Contract; or in the event of the withdrawal of said Bid within the period specified, or the failure to enter into such Contract and give such bond within the time specified, if the Principal shall pay the Parish the difference between the amount specified in said Bid and the amount for which the Parish may procure the required work or supplies, or both, if the latter be in excess of the former, then the above obligation shall be void and of no effect, otherwise, to remain in full force and virtue.

IN WITNESS WHEREOF, the above bounded parties have executed this instrument under their several seals this 14th day of July, 2020, the name and corporate seal of each corporate party being hereto affixed and these presents signed by its undersigned representative, pursuant to authority of its governing body.



Client#: 165956

14POLYLOOMCO

**ACORD**<sup>TM</sup>**CERTIFICATE OF LIABILITY INSURANCE**

DATE (MM/DD/YYYY)

7/14/2020

THIS CERTIFICATE IS ISSUED AS A MATTER OF INFORMATION ONLY AND CONFERS NO RIGHTS UPON THE CERTIFICATE HOLDER. THIS CERTIFICATE DOES NOT AFFIRMATIVELY OR NEGATIVELY AMEND, EXTEND OR ALTER THE COVERAGE AFFORDED BY THE POLICIES BELOW. THIS CERTIFICATE OF INSURANCE DOES NOT CONSTITUTE A CONTRACT BETWEEN THE ISSUING INSURER(S), AUTHORIZED REPRESENTATIVE OR PRODUCER, AND THE CERTIFICATE HOLDER.

IMPORTANT: If the certificate holder is an ADDITIONAL INSURED, the policy(ies) must have ADDITIONAL INSURED provisions or be endorsed. If SUBROGATION IS WAIVED, subject to the terms and conditions of the policy, certain policies may require an endorsement. A statement on this certificate does not confer any rights to the certificate holder in lieu of such endorsement(s).

<b>PRODUCER</b> <b>J Smith Lanier &amp; Co Atlanta</b> <b>11330 Lakefield Drive</b> <b>Suite 100</b> <b>Johns Creek, GA 30097-1508</b>	<b>CONTACT NAME:</b> <b>PHONE (A/C, No, Ext):</b> <b>FAX (A/C, No):</b> <b>E-MAIL ADDRESS:</b> <table border="1"> <tr> <th data-bbox="803 451 1404 483">INSURER(S) AFFORDING COVERAGE</th> <th data-bbox="1404 451 1544 483">NAIC #</th> </tr> <tr> <td data-bbox="803 483 1404 514"><b>INSURER A : Berkley Specialty Insurance Co</b></td> <td data-bbox="1404 483 1544 514"><b>31295</b></td> </tr> <tr> <td data-bbox="803 514 1404 546"><b>INSURER B : Navigators Specialty Insurance Company</b></td> <td data-bbox="1404 514 1544 546"><b>36056</b></td> </tr> <tr> <td data-bbox="803 546 1404 577"><b>INSURER C : Hartford Fire Insurance Co.</b></td> <td data-bbox="1404 546 1544 577"><b>19682</b></td> </tr> <tr> <td data-bbox="803 577 1404 609"><b>INSURER D :</b></td> <td data-bbox="1404 577 1544 609"></td> </tr> <tr> <td data-bbox="803 609 1404 640"><b>INSURER E :</b></td> <td data-bbox="1404 609 1544 640"></td> </tr> <tr> <td data-bbox="803 640 1404 659"><b>INSURER F :</b></td> <td data-bbox="1404 640 1544 659"></td> </tr> </table>	INSURER(S) AFFORDING COVERAGE	NAIC #	<b>INSURER A : Berkley Specialty Insurance Co</b>	<b>31295</b>	<b>INSURER B : Navigators Specialty Insurance Company</b>	<b>36056</b>	<b>INSURER C : Hartford Fire Insurance Co.</b>	<b>19682</b>	<b>INSURER D :</b>		<b>INSURER E :</b>		<b>INSURER F :</b>	
INSURER(S) AFFORDING COVERAGE	NAIC #														
<b>INSURER A : Berkley Specialty Insurance Co</b>	<b>31295</b>														
<b>INSURER B : Navigators Specialty Insurance Company</b>	<b>36056</b>														
<b>INSURER C : Hartford Fire Insurance Co.</b>	<b>19682</b>														
<b>INSURER D :</b>															
<b>INSURER E :</b>															
<b>INSURER F :</b>															
<b>INSURED</b> <b>GeoSurfaces, Inc.</b> <b>7080 Saint Gabriel Ave, Ste A</b> <b>Saint Gabriel, LA 70776</b>															

**COVERAGES****CERTIFICATE NUMBER:****REVISION NUMBER:**

THIS IS TO CERTIFY THAT THE POLICIES OF INSURANCE LISTED BELOW HAVE BEEN ISSUED TO THE INSURED NAMED ABOVE FOR THE POLICY PERIOD INDICATED. NOTWITHSTANDING ANY REQUIREMENT, TERM OR CONDITION OF ANY CONTRACT OR OTHER DOCUMENT WITH RESPECT TO WHICH THIS CERTIFICATE MAY BE ISSUED OR MAY PERTAIN, THE INSURANCE AFFORDED BY THE POLICIES DESCRIBED HEREIN IS SUBJECT TO ALL THE TERMS, EXCLUSIONS AND CONDITIONS OF SUCH POLICIES. LIMITS SHOWN MAY HAVE BEEN REDUCED BY PAID CLAIMS.

INSR LTR	TYPE OF INSURANCE	ADDL SUBR INSR WVD	POLICY NUMBER	POLICY EFF (MM/DD/YYYY)	POLICY EXP (MM/DD/YYYY)	LIMITS
<b>A</b>	<input checked="" type="checkbox"/> <b>COMMERCIAL GENERAL LIABILITY</b> <input type="checkbox"/> CLAIMS-MADE <input checked="" type="checkbox"/> OCCUR <input checked="" type="checkbox"/> <b>BI/PD Ded:1,000</b> GEN'L AGGREGATE LIMIT APPLIES PER: <input type="checkbox"/> POLICY <input checked="" type="checkbox"/> PRO-JECT <input checked="" type="checkbox"/> LOC OTHER:		<b>CGL0114731</b>	<b>03/26/2020</b>	<b>03/26/2021</b>	EACH OCCURRENCE <b>\$1,000,000</b> DAMAGE TO RENTED PREMISES (Ea occurrence) <b>\$100,000</b> MED EXP (Any one person) <b>\$10,000</b> PERSONAL & ADV INJURY <b>\$1,000,000</b> GENERAL AGGREGATE <b>\$2,000,000</b> PRODUCTS - COMP/OP AGG <b>\$2,000,000</b> \$
<b>C</b>	<b>AUTOMOBILE LIABILITY</b> <input checked="" type="checkbox"/> ANY AUTO OWNED AUTOS ONLY <input checked="" type="checkbox"/> HIRED AUTOS ONLY <input checked="" type="checkbox"/> Drive Oth Car <input type="checkbox"/> SCHEDULED AUTOS NON-OWNED AUTOS ONLY		<b>20ABS42109</b>	<b>01/01/2020</b>	<b>01/01/2021</b>	COMBINED SINGLE LIMIT (Ea accident) <b>\$1,000,000</b> BODILY INJURY (Per person) \$ BODILY INJURY (Per accident) \$ PROPERTY DAMAGE (Per accident) \$ \$
<b>B</b>	<input type="checkbox"/> <b>UMBRELLA LIAB</b> <input checked="" type="checkbox"/> <b>EXCESS LIAB</b> DED <input checked="" type="checkbox"/> RETENTION \$0		<b>HO20EXCZ04LEPIC</b>	<b>03/27/2020</b>	<b>03/26/2021</b>	EACH OCCURRENCE <b>\$5,000,000</b> AGGREGATE <b>\$5,000,000</b> \$
<b>C</b>	<b>WORKERS COMPENSATION AND EMPLOYERS' LIABILITY</b> ANY PROPRIETOR/PARTNER/EXECUTIVE OFFICER/MEMBER EXCLUDED? <input checked="" type="checkbox"/> N (Mandatory in NH) If yes, describe under DESCRIPTION OF OPERATIONS below	N/A	<b>20WNS42108</b>	<b>01/01/2020</b>	<b>01/01/2021</b>	<input checked="" type="checkbox"/> PER STATUTE E.L. EACH ACCIDENT <b>\$1,000,000</b> E.L. DISEASE - EA EMPLOYEE <b>\$1,000,000</b> E.L. DISEASE - POLICY LIMIT <b>\$1,000,000</b>
<b>C</b>	<b>Leased/Rented Equipment Installation</b>		<b>20MSIC4675</b>	<b>11/28/2019</b>	<b>11/28/2020</b>	<b>\$100,000 Per Occ/Item</b> <b>\$2,500 Deductible</b> <b>\$1,300,000</b>

DESCRIPTION OF OPERATIONS (may be attached if more space is required) <div style="background-color: yellow; padding: 10px; margin: 10px;"> <p><i>Call with questions:</i></p> <p><i>Julie Labbe</i></p> <p><i>(770) 622-7223</i></p> </div>
--

**CERTIFICATE HOLDER****CANCELLATION**

\*For

SHOULD ANY OF THE ABOVE DESCRIBED POLICIES BE CANCELLED BEFORE THE EXPIRATION DATE THEREOF, NOTICE WILL BE DELIVERED IN ACCORDANCE WITH THE POLICY PROVISIONS.

AUTHORIZED REPRESENTATIVE

**PETER J. KRAUSE**

© 1988-2015 ACORD CORPORATION. All rights reserved.



Jefferson Parish FMS  
DATE 7/16/20  
TIME 16:23:24

FINANCIAL MANAGEMENT  
BID ANALYSIS LISTING  
\*\* THIS IS NOT AN AWARD \*\*

PAGE 1  
BQ0190  
DREAMEY

BID: 50-00130941 00001 Labor, Materials, and Equipment

ITEM DESCRIPTION	QUANTITY	U/M	REQUEST BY	REQUESTOR	REFERENCE NUMBER			
=====	=====	=====	=====	=====	=====	=====	=====	=====
00001 Labor, Materials, and Equipment	1.0000	LPSM	2/28/2020	Twinning	1			
VENDOR	MODEL	BRAND/COMMENT		COMPARISON AMT	EXTENSION	SEL	REASON	
EMSCO PAVEMENT MAINT & SUPPLY	** NON-RESPONDING	VENDOR **						
BLANK BID COPY VENDOR	** NON-RESPONDING	VENDOR **						
PETE VICARI GEN CONTRACTOR	** NON-RESPONDING	VENDOR **						
THIGPEN CONSTRUCTION CO INC	** NON-RESPONDING	VENDOR **						
HAHN ENTERPRISES INC	** NON-RESPONDING	VENDOR **						
ROTOLO CONSULTANTS INC				2,865,000.0000	2,865,000.0000	NO		
CRESCENT COMMERCIAL CONSTRUCT	** NON-RESPONDING	VENDOR **						
PRECISION CONSTRUCTION &				2,600,000.0000	2,600,000.0000	NO	BidReject	
NO PROOF OF INSURANCE, COPY OF BID BOND. PERSON ONCORPORATE RESOLUTION DID NOT SIGN BID.								
RAMJ CONSTRUCTION LLC				4,500,000.0000	4,500,000.0000	NO		
LLJ ENVIRONMENTAL CONSTRUCTION	** NON-RESPONDING	VENDOR **						
HUDA LLC	** NON-RESPONDING	VENDOR **						
MAGEE BUILDERS LLC	** NON-RESPONDING	VENDOR **						
T3 GLOBAL PROJECTS LLC				2,484,000.0000	2,484,000.0000	NO	BidReject	
DID NOT BID ALL LINE ITEMS.								
R S BERNARD & ASSOCIATES INC				2,467,290.0000	2,467,290.0000	NO		
GEOSURFACES INC				2,373,000.0000	2,373,000.0000	NO	BidReject	
DOES NOT HAVE THE CORRECT LICENSE.								

HIGH BID . : 4,500,000.0000 LOW BID . : 2,373,000.0000 AVERAGE BID: 2,881,548.3333

00002 Cost to contractor to list	1.0000	ONLY	2/28/2020	Twinning	2			
VENDOR	MODEL	BRAND/COMMENT		COMPARISON AMT	EXTENSION	SEL	REASON	
EMSCO PAVEMENT MAINT & SUPPLY	** NON-RESPONDING	VENDOR **						
BLANK BID COPY VENDOR	** NON-RESPONDING	VENDOR **						
PETE VICARI GEN CONTRACTOR	** NON-RESPONDING	VENDOR **						
THIGPEN CONSTRUCTION CO INC	** NON-RESPONDING	VENDOR **						
HAHN ENTERPRISES INC	** NON-RESPONDING	VENDOR **						
ROTOLO CONSULTANTS INC				.0000	.0000	NO		
CRESCENT COMMERCIAL CONSTRUCT	** NON-RESPONDING	VENDOR **						
PRECISION CONSTRUCTION &				.0000	.0000	NO		
RAMJ CONSTRUCTION LLC				1.0000	1.0000	NO		
LLJ ENVIRONMENTAL CONSTRUCTION	** NON-RESPONDING	VENDOR **						
HUDA LLC	** NON-RESPONDING	VENDOR **						
MAGEE BUILDERS LLC	** NON-RESPONDING	VENDOR **						
T3 GLOBAL PROJECTS LLC				.0000	.0000	NO		
R S BERNARD & ASSOCIATES INC				.0000	.0000	NO		
GEOSURFACES INC				.0000	.0000	NO		

HIGH BID . : 1.0000 LOW BID . : 1.0000 AVERAGE BID: 1.0000

00003 Cost to contractor to list	1.0000	ONLY	2/28/2020	Twinning	3			
VENDOR	MODEL	BRAND/COMMENT		COMPARISON AMT	EXTENSION	SEL	REASON	
EMSCO PAVEMENT MAINT & SUPPLY	** NON-RESPONDING	VENDOR **						
BLANK BID COPY VENDOR	** NON-RESPONDING	VENDOR **						
PETE VICARI GEN CONTRACTOR	** NON-RESPONDING	VENDOR **						
THIGPEN CONSTRUCTION CO INC	** NON-RESPONDING	VENDOR **						
HAHN ENTERPRISES INC	** NON-RESPONDING	VENDOR **						
ROTOLO CONSULTANTS INC				.0000	.0000	NO		

Jefferson Parish FMS  
DATE 7/16/20  
TIME 16:23:24

FINANCIAL MANAGEMENT  
BID ANALYSIS LISTING  
\*\* THIS IS NOT AN AWARD \*\*

PAGE 2  
BQ0190  
DREAMEY

BID: 50-00130941 00001 Labor, Materials, and Equipment

ITEM DESCRIPTION	QUANTITY	U/M	REQUEST BY	REQUESTOR	REFERENCE NUMBER
CRESCENT COMMERCIAL CONSTRUCT	** NON-RESPONDING VENDOR **				
PRECISION CONSTRUCTION &				.0000	.0000 NO
RAMJ CONSTRUCTION LLC				1.0000	1.0000 NO
LLJ ENVIRONMENTAL CONSTRUCTION	** NON-RESPONDING VENDOR **				
HUDA LLC	** NON-RESPONDING VENDOR **				
MAGEE BUILDERS LLC	** NON-RESPONDING VENDOR **				
T3 GLOBAL PROJECTS LLC				.0000	.0000 NO
R S BERNARD & ASSOCIATES INC				.0000	.0000 NO
GEOSURFACES INC				.0000	.0000 NO

HIGH BID . : 1.0000 LOW BID . : 1.0000 AVERAGE BID: 1.0000

00004 Cost to contractor to list	1.0000	ONLY	2/28/2020	Twinning	4			
VENDOR	MODEL	BRAND/COMMENT		COMPARISON AMT	EXTENSION	SEL	REASON	
EMSCO PAVEMENT MAINT & SUPPLY	**	NON-RESPONDING VENDOR **						
BLANK BID COPY VENDOR	**	NON-RESPONDING VENDOR **						
PETE VICARI GEN CONTRACTOR	**	NON-RESPONDING VENDOR **						
THIGPEN CONSTRUCTION CO INC	**	NON-RESPONDING VENDOR **						
HAHN ENTERPRISES INC	**	NON-RESPONDING VENDOR **						
ROTOLO CONSULTANTS INC				.0000	.0000	NO		
CRESCENT COMMERCIAL CONSTRUCT	**	NON-RESPONDING VENDOR **						
PRECISION CONSTRUCTION &				.0000	.0000	NO		
RAMJ CONSTRUCTION LLC				1.0000	1.0000	NO		
LLJ ENVIRONMENTAL CONSTRUCTION	**	NON-RESPONDING VENDOR **						
HUDA LLC	**	NON-RESPONDING VENDOR **						
MAGEE BUILDERS LLC	**	NON-RESPONDING VENDOR **						
T3 GLOBAL PROJECTS LLC				.0000	.0000	NO		
R S BERNARD & ASSOCIATES INC				7,900.0000	7,900.0000	NO		
GEOSURFACES INC				.0000	.0000	NO		

HIGH BID . : 7,900.0000 LOW BID . : 1.0000 AVERAGE BID: 3,950.5000

00005 Cost to contractor to list	1.0000	ONLY	2/28/2020	Twinning	5			
VENDOR	MODEL	BRAND/COMMENT		COMPARISON AMT	EXTENSION	SEL	REASON	
EMSCO PAVEMENT MAINT & SUPPLY	**	NON-RESPONDING VENDOR		**				
BLANK BID COPY VENDOR	**	NON-RESPONDING VENDOR		**				
PETE VICARI GEN CONTRACTOR	**	NON-RESPONDING VENDOR		**				
THIGPEN CONSTRUCTION CO INC	**	NON-RESPONDING VENDOR		**				
HAHN ENTERPRISES INC	**	NON-RESPONDING VENDOR		**				
ROTOLO CONSULTANTS INC				.0000	.0000	NO		
CRESCENT COMMERCIAL CONSTRUCT	**	NON-RESPONDING VENDOR		**				
PRECISION CONSTRUCTION &				.0000	.0000	NO		
RAMJ CONSTRUCTION LLC				1.0000	1.0000	NO		
LLJ ENVIRONMENTAL CONSTRUCTION	**	NON-RESPONDING VENDOR		**				
HUDA LLC	**	NON-RESPONDING VENDOR		**				
MAGEE BUILDERS LLC	**	NON-RESPONDING VENDOR		**				
T3 GLOBAL PROJECTS LLC				.0000	.0000	NO		
R S BERNARD & ASSOCIATES INC				2,210.0000	2,210.0000	NO		
GEOSURFACES INC				.0000	.0000	NO		

HIGH BID . : 2,210.0000 LOW BID . : 1.0000 AVERAGE BID: 1,105.5000

BID: 50-00130941 00001 Labor, Materials, and Equipment

ITEM DESCRIPTION	QUANTITY	U/M	REQUEST BY	REQUESTOR	REFERENCE NUMBER
=====					
VENDOR TOTALS FOR BID:					
VENDOR					BID AMOUNT
ROTOLO CONSULTANTS INC					2,865,000.0000
PRECISION CONSTRUCTION &					2,600,000.0000
RAMJ CONSTRUCTION LLC					4,500,004.0000
T3 GLOBAL PROJECTS LLC					2,484,000.0000
R S BERNARD & ASSOCIATES INC					2,477,400.0000
GEOSURFACES INC					2,373,000.0000
TOTAL ITEMS ON BID . . . . :	5				

This is a bid tabulation for all bid responses received.  
All valid bid submissions are submitted to the Department for review and recommendations.  
Therefore this tabulation is subject to change pending Department review.





**Bid Number 50 – 130941**

**LAFRENIERE PARK SOCCER FIELDS UPGRADE**

**July 14, 2020 AT 2:00 PM**

**ATTENTION VENDORS!!!**

**Please review all pages and respond accordingly, complying with all provisions in the technical specifications and Jefferson Parish Instructions for Bidders and General Terms and Conditions. All bids must be received in the Purchasing Department by the bid due date and time.**

**Jefferson Parish Purchasing Department  
200 Derbigny Street  
General Government Building, Suite 4400  
Gretna, LA 70053  
Donna Reamey  
Dreamey@Jeffparish.net  
504-364-2684**

**ADVERTISEMENT FOR BIDS  
BID NO. 50-130941**

**Sealed Bids** will be received in the West Bank Purchasing Department, Suite 4400, Jefferson Parish General Government Building, 200 Derbigny Street, Gretna, LA 70053 until 2:00pm, **07/14/2020** and publicly opened thereafter. At no charge, bidders may submit via Jefferson Parish's electronic procurement page by visiting [www.jeffparishbids.net](http://www.jeffparishbids.net) to register for this **free** site. For convenience, bidders may also submit bids in the East Bank Purchasing Department, Suite 404, Jefferson Parish Joseph S. Yenni Building, 1221 Elmwood Park Blvd., Jefferson, LA 70123. **However, if submitting bids on the day of bid opening, bidders must submit at the West Bank location only. All bids will be publicly opened at the West Bank location at 2:00pm for the following project:**

**LAFRENIERE PARK UPGRADE SOCCER FIELDS**

All bids must be in accordance with the contract documents on file with the Jefferson Parish Purchasing Department, Suite 4400, Jefferson Parish General Government Building, at 200 Derbigny Street, Gretna, Louisiana. All bidders must show the Bid Number on the outside of their bid envelope. **Late bids will not be accepted.**

Each Bid must be accompanied by certified check, cashiers check, or bid bond acceptable to the owner in the amount equal to five percent (5%) of the total amount bid, and payable without condition to the owner. If submitting a bid online, vendors must submit an electronic bid bond through the respective online clearinghouse bond management system(s) as indicated in the electronic bid Solicitation on Central Auction House. No scanned paper copies of any bid bond will be accepted as part of the electronic bid submission.

The drawings and specifications are on file and open for inspection in the Jefferson Parish Purchasing Department, Suite 4400, Jefferson Parish General Government Building, at 200 Derbigny Street, Gretna, Louisiana. A complete set of Contract Documents may be secured from Meyer Engineers, LTD, 4937 Hearst Street, Suite 1B, Metairie, LA 70001 (PHONE 504-885-9892, FAX 504-887-5056) by licensed contractors upon receipt of **\$60.00 for a hard copy set and/or a non-refundable fee of \$25.00 for an electronic set on compact disc.** . Deposit on the first set of documents furnished bona fide prime bidders will be fully refunded upon return of documents in good condition no later than ten (10) days after receipts of bids.

The successful bidder will be required to furnish a performance bond guaranteeing faithful performance of the contract. Companies providing the bonds shall comply with the requirements of LRS-R.S. 38:2218 and R.S. 38:2219 as applicable.

The Jefferson Parish Council reserves the right to reject all bids and to reject bids for just cause, pursuant to the law. Jefferson Parish and its partners as the recipients of federal funds are fully committed to awarding a contract(s) to firm(s) that will provide high quality services and that are dedicated to diversity and to containing costs. Thus, Jefferson Parish strongly encourages the involvement of minority and/or woman-owned business enterprises (DBE's, including MBE's, WBE's and SBE's) to stimulate participation in procurement and assistance programs.

**All prospective bidders are invited to attend this non-mandatory pre-bid conference which will be held at 10:00 AM on 06/26/2020 via teleconference. The teleconference will be made available by calling the following: Dial-in Number: (504)323-1800, Meeting ID: 17366690**

However, failure to attend the pre-bid conference shall not relieve the bidder of responsibility for information discussed at the conference. Furthermore, failure to attend the pre-bid conference

and inspection does not relieve the successful bidder from the necessity of furnishing materials or performing any work that may be required to complete the work in accordance with the specification with no additional cost to the owner.

Renny Simno  
Director  
Purchasing Department

**ADV: The New Orleans Advocate: June 10, 17 and 24, 2020**

For additional information, please visit the Purchasing Webpage at <http://purchasing.jeffparish.net> or you may call at 504-364-2678.



JEFFERSON PARISH RECREATION DEPARTMENT  
BID PROPOSAL NO. 50-130941  
ADDENDUM #1  
JULY 6, 2020  
PAGE 1 OF 64

CONTRACT DOCUMENTS, SPECIFICATIONS  
AND  
CONTRACT DRAWINGS

FOR  
LAFRENIERE PARK UPGRADE SOCCER FIELDS

JEFFERSON PARISH DEPARTMENT OF PARKS AND RECREATION

---

ADDENDUM NO. 1

DATE ISSUED: JULY 6, 2020

---

BID DATE: JULY 14, 2020 AT 2:00 PM  
BID LOCATION: Jefferson Parish General Government Building  
Jefferson Parish Purchasing Dept., Suite 4400  
200 Derbigny St., Gretna, LA 70053

---

This addendum shall be part of the Contract Documents as provided in the instructions to Bidders.

The following items are issued to add to, modify, and clarify the Contract Documents. These items shall have full force and effect as the Contract Documents, and the cost involved shall be included in the bid prices.

Acknowledge receipt of the addendum by inserting its number on the Bid Form of the Bid Documents. Failure to do so will subject the bidder to rejection.

The Addendum No. 1 consists of 64 pages including all attachments.

ADDENDUM NO. 1

JULY 6, 2020

LAFRENIERE PARK UPGRADE SOCCER FIELDS

A/E PROJECT NO. 20-1925  
PROPOSAL NO. 50-130941

JEFFERSON PARISH  
OWNER

MEYER ENGINEERS, LTD.  
ENGINEER AND ARCHITECT

NOTICE TO BIDDERS:

This Addendum shall be considered part of the Contract Documents for the same above-mentioned project as though it had been issued at the same time and incorporated integrally therewith. Where provisions of the following supplementary data differ from those of the original Contract Documents, this Addendum shall govern and take precedence.

Acknowledge receipt of the addendum by inserting its number on the Bid Form of the Bid Documents. Failure to do so will cause the bid response to be rejected.

Bidders are hereby notified that they shall make any necessary adjustments in their estimates on account of this Addendum. It will be construed that each Bidder's proposal is submitted with full knowledge of all modifications and supplemental data specified herein.

- AD1.1      Project Manual, Section 00033, ADVERTISEMENT FOR BIDS: **Sealed bids** will be received until the hour of **2:00 P.M.**, local time on **July 14, 2020** in the Purchasing Department, Suite 4400, Jefferson Parish General Government Building, located at 200 Derbigny Street, Gretna, Louisiana, 70053, and publicly opened upon completion of administrative tasks.
- AD1.2      Project Manual, Section 00001, Table of Contents. Delete this section in its entirety and replace with Section 00001, Table of Contents numbered AD1-5 thru AD1-6.
- AD1.3      Project Manual, Section 02367, Wood Piles (ANSI Class 5 and 9). Add this section in its entirety numbered AD1-7 thru AD1-9.
- AD1.4      Project Manual, Section 02542, Infilled Synthetic Turf System, Part 1: General, Paragraph 1.2 Submittals, Subparagraph C. Fifa Certification. Add the following subparagraph:
4.      Contractor shall be responsible for securing a FIFA Certificate for the fields constructed and providing it to the Owner.
- AD1.5      Project Manual, Section 05120, Structural Steel. Add this section in its entirety numbered AD1-10 thru AD1-12.
- AD1.6      Project Manual, Section 05501, Miscellaneous Metal. Add this section in its entirety numbered AD1-13 thru AD1-17.
- AD1.7      Project Manual, Section 05520, Handrails and Railings (Steel). Add this section in its entirety numbered AD1-18 thru AD1-22.
- AD1.8      Project Manual, Section 16010, Electrical General Provisions. Add this section in its entirety numbered AD1-23 thru AD1-29.

- AD1.9 Project Manual, Section 16100, Electrical Basic Materials and Methods. Add this section in its entirety numbered AD1-30 thru AD1-40.
- AD1.10 Project Manual, Section 16400, Electrical Service and Distribution Systems. Add this section in its entirety numbered AD1-41 thru AD1-44.
- AD1.11 Project Manual, Section 16500, Electrical Lighting. Add this section in its entirety numbered AD1-45 thru AD1-48.
- AD1.12 Project Manual, Section 16501, Exterior Athletic Lighting. Add this section in its entirety numbered AD1-49 thru AD1-54.
- AD1.13 Drawings, Sheet No. 3, Typical Sections, Layout, & Miscellaneous Details, Detail No. 4/3, Aluminum Fence Detail, Aluminum Fence Notes. Add the following note:
4. Gates shall have metal mesh to prevent locking hardware from being accessed from outside.
- AD1.14 Drawings, Sheet No. 3, Typical Sections, Layout, & Miscellaneous Details, Detail No. 5/3, Bench Details. Delete this detail in its entirety and replace with Sketch SK-01, Detail No. 5/3, Bench Details numbered AD1-55.
- AD1.15 Drawings, Sheet No. 3A, Typical Sections, Layout, & Miscellaneous Details, Detail No. 7/3A, Bleacher Pad – Plan View. Delete this detail in its entirety.
- AD1.16 Drawings, Sheet No. 3A, Typical Sections, Layout, & Miscellaneous Details, Detail No. 10/3A, Bleacher Pad – Section View. Delete this detail in its entirety.
- AD1.17 Drawings, Sheet No. 3A, Typical Sections, Layout, & Miscellaneous Details. Add note: “NOTE: Timber Piles shall have 7” diameter tip and 12” diameter butt”.
- AD1.18 Drawings, Sheet No. 6, Layout Plan. Delete this sheet in its entirety and replace with Sheet No. 6, Layout Plan numbered AD1-56.
- AD1.19 Drawings, Sheet No. 14, Electrical Equipment Structural Details. Add this sheet in its entirety numbered AD1-57.
- AD1.20 Drawings, Sheet No. E1, Site Plan Electrical. Add this sheet in its entirety numbered AD1-58.
- AD1.21 Drawings, Sheet No. E2, Electrical Schedules and Details. Add this sheet in its entirety numbered AD1-59.
- AD1.22 Drawings, Sheet No. E3, Electrical Schedules and Details. Add this sheet in its entirety numbered AD1-60.
- AD1.23 There was a Non-Mandatory Pre-Bid Conference held at 10:00 A.M. on June 26, 2020. Attached is the Meeting Memorandum and Sign-In Sheet numbered AD1-61 thru AD1-64.



AD1.24      Plan Holders:

Plan Rooms:

Construct Connect, 30 Technology Parkway S., Ste. 100, Norcross, GA 30092  
Dodge Data & Analytics, 4300 Beltway Pl., Ste. 180, Arlington, TX 76018

Contractors:

Precision Construction & Contracting, LLC, P.O. Box 320, Lone Jack, MO 64070  
ADG Wealth Management, 433 Metairie Road, Suite 500, Metairie, LA 70005  
Thornville Services, Inc., P.O. Box 1052, Chalmette, LA 70044

\* \* \*

SECTION                      TABLE OF CONTENTS

SECTION	TITLE	PAGE
	Title Sheet	
00001	Table of Contents	1 thru 2
00033	Advertisement for Bids	1 thru 2
00103J	Important Notice to All Bidders – Bid Requirements	1 thru 7
00300	Louisiana Uniform Public Work Bid Form	1 thru 2
00414	Form of Bid Bond	1 thru 2
00483A	Public Works Bid Affidavit	1 thru 5
00491	Corporate Resolution	1
00613	Performance Bond	1 thru 2
00623	Labor and Materials Payment Bond	1 thru 2
00703A	General Conditions	1 thru 62
00803	Payment Notice	1
00900	Information Available to Bidders	1 thru 13

DIVISION 1

GENERAL SPECIFICATIONS

01010	Summary of Work	1 thru 4
01011	Insurance	1 thru 2
01012	Requests for Clarification or Interpretation	1
01027	Applications for Payment	1 thru 2
01252	Weather Delays	1 thru 3
01300	Submittals	1 thru 2
01340	Shop Drawings, Project Data, and Samples	1 thru 4
01510	Temporary Utilities	1 thru 2
01530	Temporary Fencing	1
01580	Job Sign	1 thru 2
01590	Temporary Field Offices and Sheds	1
01601	Material and Equipment	1 thru 4
01635	Substitution Procedures	1 thru 6
01635A	Contractor/Supplier Substitution Request Form	1 thru 2
01700	Contract Closeout	1 thru 3
01710	Cleaning	1 thru 2
01720	Project Record Documents	1 thru 2
01730	Operating and Maintenance Data	1 thru 4
01740	Warranties and Bonds	1 thru 2

DIVISION 2

SITework

02111	Clearing and Grubbing	1 thru 2
02145	Artificial Grass Field Base	1 thru 4
02210	Grading	1 thru 5

00001-1

02220	Excavating, Backfilling, and Compacting for Structures and Minor Utilities and Paving	1 thru 9
02367	Wood Piles (ANSI Class 5 and 9)	1 thru 3
02515	Portland Cement Concrete Paving	1
02542	Infilled Synthetic Turf System	1 thru 10
02622(E)	Polyvinyl Chloride Pipe (PVC) (E)	1 thru 3
02720	Storm Sewerage Systems	1 thru 3
02721	Catch Basins, Grates & Frames	1 thru 2
02932	Seeding and Sodding	1 thru 6

DIVISION 3                      CONCRETE

03300	Cast-In-Place Concrete	1 thru 7
-------	------------------------	----------

DIVISION 10                      SPECIALTIES

10350	Flagpoles	1 thru 2
-------	-----------	----------

DIVISION 11                      SPECIAL EQUIPMENT

11481	Athletic Equipment	1 thru 3
-------	--------------------	----------

DIVISION 16                      ELECTRICAL

16010	Electrical General Provisions	1 thru 7
16100	Electrical Basic Materials and Methods	1 thru 11
16400	Electrical Service and Distribution System	1 thru 4
16500	Electrical Lighting	1 thru 4
16501	Exterior Athletic Lighting	1 thru 6

\* \* \*



06-22-20

00001- 2



## SECTION 02367: WOOD PILES (ANSI CLASS 5 AND 9)

### PART 1: GENERAL

- 1.1 Related Documents: The general provisions of the Contract, including the Condition of the Contract (General, Supplementary, and other Conditions, Division 0) and Division 1 as appropriate, apply to the Work specified in this Section.
- 1.2 Scope of Work: Work Included: Furnish all necessary materials, labor and equipment for the complete installation of wood piles, generally known as ANSI Class 5 or Class 9 piles, as shown on the Drawings and specified herein. Provide all necessary supplementary items for a complete installation intended by documents.
- 1.3 Work Included:
- A. Conform with all applicable local, Parish, and State rules, regulations, codes, ordinances, and Federal laws including safety regulations.
  - B. Before starting Work, examine the site and check dimensions, locations, etc. Should there be any discrepancies requiring relocation of piles, change in procedure or change in design; report such to A/E in writing before proceeding with Work.
  - C. Hand select piles for uniform diameters and straightness.
- 1.4 Testing Laboratory Services:
- A. Testing shall be in accordance with the requirements of the local Building Code.
  - B. Should test pile(s) be required, inspect and log the driving of test pile and test load one pile as directed by A/E.
  - C. All timber piles shall be inspected at the point of production, prior to delivery to the jobsite and shall be hammer-marked in the butt to meet the requirements of this Specification.
  - D. Logging: Log the driving of all piles, recording the date driven, type of hammer, pile description, and driving resistance with the blows per foot for the last 10 feet driven. Furnish 4 copies of the record to the A/E.
- 1.5 Protection:
- A. Contractor shall provide mats under pile driving equipment, as necessary.
  - B. Repair any damage to adjoining properties, existing structures, streets, or utilities caused by any Work under this Section and restore to original condition at Contractor's expense.

PART 2: PRODUCTS

- 2.1 Wood Piles: Treated timber piles meeting ASTM D-25-79, Class 5 or Class 9 piles as indicated on the Drawings, with the following exceptions:
- A. Length: Piles shall be of length indicated on Drawings. Cut piles with excessive length to required length either before or after driving to maintain uniform penetration length below established cut-off elevation.
  - B. Pressure Treatment: American Wood Preservers Association AWPA C3 use Cooper Chromated Arsenic chemical for treatment. Maintain minimum preservative retention of 0.08 pounds per cubic foot, by assay method.
  - C. Minimum nominal tip and butt size shall be of diameter indicated on Drawings and in accordance with Table 2 of ASTM D-25-79.

PART 3: EXECUTION

- 3.1 Driving:
- A. The butt of each timber pile before driving shall be cut at right angles to the longitudinal axis of the pile, shall be taper-trimmed, and capped with a standard butt-plate, and shall be additionally banded with iron pile bands if necessary to prevent brooming during driving.
  - B. Hammer: 3,000 pound drop hammer; maximum five (5) foot fall height. Driving shall progress continuously until panned penetration is achieved or to a resistance of 10 blows per foot for Class 5 piling and 8 blows per foot for Class 9.
  - C. Drive piles plumb and accurately into position indicated on Drawings; a maximum variation not exceeding three (3) inches in more than 10% of the total number of piles will be accepted as fulfillment of Contract, providing limiting and controlling conditions make it impossible to maintain more accurately the spacing indicated. Should the variation from true center exceed the above, plot the piles in each cluster and determine the center of gravity of said cluster. Then add sufficient piles at location determined by the superimposed loads. Contractor shall, at his own cost, furnish and drive such additional piling as may be required to compensate for or to rectify conditions brought about by failure to preserve proper spacing, whether this defect is discovered before or after cutting off.
  - D. Where driving is interrupted because of obstructions or suspected pile damage before a pile reaches final penetration, the A/E may require it to be withdrawn for examination. If damaged, a new pile shall be driven as directed at Contractor's expense; if not damaged; it shall be redriven at Owner's expense. Any pile that crushes, splits, or otherwise fails while being driven must be immediately removed and replaced by an acceptable substitute pile at Contractor's expense.

02367 - 2

MS120507E

- E. Any piles, which, after having been driven to their final position, are forced up by the driving of adjacent piles, shall be redriven to their former position without additional cost to the Owner.
- F. Contractor shall be held responsible for any pile omitted; missing piles, at whatever stage of work discovered, shall be provided without extra charge.
- G. Cut-off tops of piles to elevations indicated. Apply preservative treatment to exposed ends. Treat field cuts in accordance with AWWPA Standard M4.

3.2           Cleaning: Remove excess materials and debris and leave site in a neat condition.

\* \* \*

MS120507E

02367 - 3

## SECTION 05120: STRUCTURAL STEEL

### PART 1: GENERAL

- 1.1 Related Documents: The general provisions of the Contract, including the Conditions of the Contract (General, Supplementary, and other Conditions, Division 0) and Division 1 as appropriate, apply to the Work specified in this Section.
- 1.2 Scope of Work: Furnish all necessary materials, labor and equipment for the complete installation of structural steel framing members, support members, sag rods, struts, secondary framing, base plates, and steel stud connectors, as shown on the drawings and specified herein. Provide all necessary supplementary items for a complete installation intended by documents.
- 1.3 Reference Standards: All structural steel shall conform to the latest revised edition of the "Specifications for the Design", Fabrication and Erection of Structural Steel for Building as adopted by the American Institute of Steel Construction.
- 1.4 Submittals: Submit detailed shop drawings showing the layout, sizes, connections, arrangements, etc. for all structural steel. Submit in accordance with requirements of Division 1.
- 1.5 Storage of Materials: Store steel above ground on suitable supports and keep free of foreign material and corrosion as far as practicable.

### PART 2: PRODUCTS

- 2.1 Materials:
  - A. Structural Steel, Shapes, Plates, Etc.: ASTM A 36 structural steel.
  - B. Bolts for Structural Steel Connections: ASTM A 325 high strength bolts, except where noted otherwise.
  - C. Welding Electrodes: Grade SAW-1 for submerged arc welding and E70 series electrodes for manual arc welding. All electrodes shall be in accordance with ASTM A 233.
  - D. Primer Paint: Tnemec 99-G, Heavy Duty RIP 0900 by Southern Coating, Industrial H-1010, minimum dry film thickness of 2.4 mils.
  - E. Grout: Embeco premixed grout as manufactured by Master Builders Co., Gifford-Hill Supreme Grout, or approved equal.
- 2.2 Fabrication:
  - A. Fabricate structural steel in accordance with AISC Specifications Structural Steel for Buildings and Architecturally Exposed Structural Steel as applicable.

05120 - 1

MS090505



- B. The Drawings show general details of connections including the bolting and/or welding required for such connections. Special connections shall be worked out with the Architect/Engineer. For connections not detailed, the Contractor shall design the beam connection for one half the total load for the given span length tabulated in the tables for "Allowable Loads on Beams," AISC Manual of Steel Construction for the given shapes. All connections shall be in accordance with the latest AISC Specification and subject to A/E's approval.
- C. No splices allowed except where shown on Drawings.
- D. Paint erection marks on all structural members.
- E. Provide all necessary erection clips, angles, seats, etc., to properly erect structural steel.
- F. Welding shall be in accordance with the requirements of the American Welding Society with all possible welding performed in the shop.
- G. Provide one shop coat of primer paint to all structural members, connectors, angles, etc.

### PART 3: EXECUTION

- 3.1 Examination: Erector shall verify in writing to A/E that field conditions are acceptable and are ready to receive work. List all discrepancies and non-conforming items found in field. Do not proceed with work affected by these items until directives for corrective actions are issued by the A/E.
- 3.2 Erection of Structural Steel:
  - A. Erect structural steel in accordance with AISC Specifications Structural Steel for Buildings and Architecturally Exposed Structural Steel as applicable.
  - B. Provide the false work, temporary bracing, and all tools, machinery and appliances, including drift pins and fitting-up bolts necessary for the expeditious handling of the work. False work and temporary bracing shall be properly designed and substantially constructed and maintained for the loads which will come upon it and shall remain in place until all permanent bracing is in place, all connections bolted and/or welded and all roof decks placed.
  - C. The structural systems and the individual structural members are designed to be self supporting only after all structural members are connected in place and decks placed. Provide for erection loads, and sufficient temporary bracing to maintain structure safe, plumb, and in true alignment until completion of erection and installation of permanent bracing.
  - D. The correction of minor misfits involving non-harmful amounts of reaming, cutting and chipping will be considered a legitimate part of the erection. However, any error in the shop fabrication or deformation resulting from handling and transportation which prevents the proper assembling and fitting-up of parts by the moderate use of drift pins or by a moderate amount of reaming and slight chipping or cutting shall

05120 - 2

MS090505

be reported immediately to the A/E and approval of the method of correction obtained. The Contractor shall be responsible for all misfits, errors, and injuries and shall make the necessary corrections and replacements.

- E. Erection and handling of all steel shall be performed under the supervision of an experienced skilled foreman.
- F. Position, plumb, and level individual pieces of structural steel so as not to have an error exceeding 1/4 inch and the overall structure is to be within the tolerance allowed by the AISC Specification.
- G. Finished members shall be true to line and free from twists, bends and open joints.
- H. Set base plates in accordance with details shown on the Drawings and grout. Use of wedges other than steel is not permitted.
- I. Do not field cut or alter structural members without documented approval of A/E.

### 3.2

#### Quality Control:

- A. Testing agency may be selected and compensated by the Owner.
- B. Testing agency (if selected by Owner) shall perform the following:
  - 1. Qualification of field high-strength bolted and welding procedures and personnel.
  - 2. Inspection of erected structural steel work for conformance with the requirements specified.
- C. Inspection of field assembled high strength bolted construction shall be in accordance with Section 6, AISC Specification for Structural Joints.
- D. Inspection of field welds shall be in accordance with Section 6 of AWS Building Code, visual and radiographic.
- E. Rework joints and connections that do not meet specified requirements and retest until requirements are met. All such retesting shall be paid for by the Contractor.

### 3.3

#### Field Painting:

- A. Field painting below is specifically excluded from this Section and is included under the Painting Section.
- B. After erection, remove all rust spots and then touch-up and clean surface, as well as all damaged spots, bolts, etc., with one coat of the same material as shop coat.
- C. Paint and touch up all structural steel to remain exposed as specified above, after which, apply a full field coat of the same kind of paint.
- D. Refer to Painting Section for finish coats on exposed surfaces.

\* \* \*

## SECTION 05501: MISCELLANEOUS METAL

### PART 1: GENERAL

- 1.1 Related Documents: The general provisions of the Contract, including the Conditions of the Contract (General, Supplementary, and other Conditions, Division 0) and Division I as appropriate, apply to the Work specified in this Section.
- 1.2 Scope of Work: Furnish all necessary materials, labor and equipment for the complete installation of shop fabricated ferrous metal items, galvanized and prime painted and other accessories, as shown on the Drawings and specified herein. Provide all necessary supplementary items for a complete installation intended by documents.
- 1.3 Qualifications:
- A. Miscellaneous metal items and their related components may or may not necessarily be described individually in the Work of this Section. Furnish and install such miscellaneous items in accordance with the intent of the Drawings and Specifications and as required to complete the Work.
  - B. Meet requirements and recommendations of the local building code and the applicable portions of the latest editions of the following standards:  
  
International Building Code (IBC)  
National Fire Protection Association 101 (NFPA 101)  
American Society for Testing Materials (ASTM)  
American Institute of Steel Construction (AISC)  
American Welding Society (AWS)  
American National Standards Institute (ANSI)  
National Association of Architectural Metal Manufacturers (NAAMM)  
Federal Specifications (FS)  
Commercial Standards (CS)  
Americans with Disabilities Act (ADA)  
Architectural Barriers Act (ABA)
- 1.4 Submittals:
- A. Submit shop drawings for approval of all fabricated miscellaneous items. Indicate fabrication, assembly and erection details, sizes of all members, fastenings, supports and anchors, patterns, clearances, and all necessary connection to Work of other trades. For standard manufactured items, catalog cuts may be submitted.
  - B. Submit specified certificates.
  - C. Submit in accordance with requirements of Division 1.

05501 - 1

MS120322E

- 1.5 Product Handling: Carefully handle materials to prevent damage to surfaces, edges, ends and finish and store at the site above ground in a covered dry location. Remove damaged items that cannot be restored to like-new condition and replace at no additional cost to the Owner.

PART 2: PRODUCTS

- 2.1 Basic Materials:
- A. Structural Shapes: ASTM A 36.
  - B. Steel Pipe: ASTM A 53, Schedule 40.
  - C. Steel Tubing: ASTM A 500, Grade A, or ASTM A 501.
  - D. Gray Iron Castings: ASTM A 48.
  - E. Stainless Steel: ASTM A 240, Type 316, No.4 Finish.
  - F. Extruded Aluminum: 6063-T5.
  - G. Aluminum Sheet and Plate: 6061-T4.
  - H. Bolts for Structural Steel Connections: ASTM A325 high strength bolts.
  - I. Welding Electrodes: Grade SAW-I for submerged arc welding and E70 Series electrodes for manual arc welding. All electrodes in accordance with ASTM A 233.
  - K. Pipe Bollards: Steel, ASTM A 53, Schedule 40.
- 2.2 Prime (Shop Paint):
- A. Exterior Exposed Ferrous Metal: Tnemec Series 394 Perimeprime or prior approval equal @ 2.5-3.5 dry mils. Surfaces to be prepared in accordance with SSPC-SP3 Power Tool Cleaning. Verify primer is compatible with field applied top coats.
  - B. All other Ferrous Metal: Southern Coatings Heavy Duty RIP 900, Tnemec Series 88 or approved equal.
- 2.3 Galvanizing: Hot-dip galvanizing or zinc coatings applied to products fabricated from rolled, pressed and forged steel shapes, plates, bars and strips shall comply with ASTM A 123. Hot-dip galvanizing or zinc coatings on assembled steel products shall comply with ASTM A 386. Except for bolts and nuts, all galvanizing shall be done after fabrication. Galvanized finish shall be uniform, with no accumulations of zinc coating which would detract from appearance of painted finishes.
- 2.4 Galvanizing Repair Paint: Galvilite Galvanizing Repair Compound in silvery finish.
- A. 95% zinc in the dry film using only Type III "ultra pure" ASTM-D-520 zinc (lead and cadmium free).
  - B. Meet or exceed Federal Specification DOD-P-211035 (Galvanizing Repair Spec.) Mil-P-269115A.
  - C. Low VOC.
  - D. ISO 9001 registered.



2.5

Miscellaneous Items:

- A. Supplementary Structural Steel: Furnish all supplementary structural framing incorporated in the project design and detailed on the Drawings as a part of Miscellaneous Metal Work. Coordinate with other trades.
- B. Miscellaneous Lintels, Shelf Angles, Beams and Plates: Provide miscellaneous lintels and shelf angles as indicated or required. Lintels shall have six (6) inch bearing at each end unless shown otherwise.
- C. Miscellaneous Fasteners: Furnish all bolts, nuts, anchor bolts, plates, anchors, tees, clamps, hangers, nails, spikes, screws, straps, toggle and expansion bolts, and other items of rough hardware of sufficient size and number to tie together the various parts of the building and secure all of its parts in place. Such miscellaneous items shall be of same material as metals they contact. Provide zinc coated fasteners for exterior use or where built into exterior wall.

2.6

Miscellaneous Fabrications:

- A. Verify all measurements and take all field measurements necessary before fabrication.
- B. Exposed fastenings shall be compatible materials, shall generally match in color and finish, and shall harmonize with the materials to which fastenings are applied.
- C. Include materials and parts necessary to complete each item, even though such Work is not definitely shown or specified. Provide the necessary rivets, lugs and brackets so that the Work can be assembled in a neat and substantial manner. Drill or punch holes for bolts and screws. Poor matching of holes shall be cause for rejection. Conceal fastenings where practicable. Form joints exposed to weather to exclude water.
- D. Painting and Protective Coating: Properly clean all ferrous metal and provide one shop coat of specified shop primer. Coat anchors that are built into masonry with asphalt paint unless specified to be galvanized. Touch-up all field welds and welds made after galvanizing with two (2) coats of specified repair paint.
- E. Provide miscellaneous steel framing and supports, which are not a part of structural steel frame work, as, required to complete work. Fabricate miscellaneous units to sizes, shapes and profiles indicated or, if not indicated, of required dimensions to receive adjacent work to be retained by framing. Except as otherwise indicated, fabricate from structural steel shapes, plates, and steel bank of welded construction using mitered joints for field construction. Cut, drill and tap units to receive hardware and similar items.

05501 - 3

MS120322E

- 2.7 Electrical Pole-Top Crossarms: Construct/Furnish as indicated on the Drawings, all galvanized construction. Coordinate fixture supports with fixture supplier and manufacturer. See also Division 16, Electrical, for Contractor's option which would delete these locally constructed supports.
- 2.8 Steel Pipe Equipment Supports and Sleeves: Provide galvanized steel pipe supports and sleeves and galvanized steel channels as indicated and required to properly support electrical equipment. Weld or bolt all connections.
- PART 3: EXECUTION
- 3.1 Preparation: Take field measurements prior to preparation of shop drawings and fabrication, where possible.
- 3.2 Workmanship:
- A. Metal surfaces shall be clean and free from mill scale, flake rust and rust pitting; well formed and finished to shape and size, with sharp lines and angles and smooth surfaces. Weld permanent connections. Welds shall be finished flush and smooth on surfaces that will be exposed after installation. Do not use screws or bolts where they can be avoided; where used, countersink heads, screw up tight, and nick threads to prevent loosening.
  - B. Conceal fastenings where practicable. Thickness of metal and details of assembly and supports shall give ample strength and stiffness. Form joints exposed to weather to exclude water. Provide holes and connections for the Work of other trades.
- 3.3 Coordination: At proper time, deliver and set in place items of metal work to be built into adjoining construction. Coordinate with other trades. Provide all required steel for connection of their Work.
- 3.4 Cutting and Repairing: Cutting, when approved, and repairing shall be done by the trade that installed the original Work. Avoid damage to adjacent Work. Repair items in a manner that will not be obvious as a patch. Remove and replace Work that cannot be satisfactorily repaired.
- 3.5 Pipe Equipment Supports: Place concrete in holes to depth of pot and sleeve bottoms. Set posts plumb to 1/4 inch in 10 feet. Fill holes with concrete as indicated on the Drawings. Crown surface of concrete to slope away from posts.
- 3.6 Cleaning: Remove soil, stain, and extraneous materials from adjacent surfaces. Remove foreign matter and clean metal work to satisfactory condition to receive finish coats. Clean exposed surfaces to a neat, uniform appearance.

05501 - 4

MS120322E

3.7 Painting: Finish painting of items not factory finished is specified in the Painting Section.

\* \* \*

MS120322E

05501 - 5

## SECTION 05520: HANDRAILS AND RAILINGS (STEEL)

### PART 1: GENERAL

- 1.1 Related Documents: The general provisions of the Contract, including the Conditions of the Contract (General, Supplementary, and other Conditions, Division 0) and Division I as appropriate, apply to the Work specified in this Section.
- 1.2 Scope of Work: Furnish all necessary materials, labor and equipment for the complete installation of ornamental steel handrails and railings, as shown on the Drawings and specified herein. Provide all necessary supplementary items for a complete installation intended by documents.
- 1.3 Qualifications: Meet requirements and recommendations of the local building code and the applicable portions of the latest editions of the following standards:
- International Building Code (IBC)
  - American Society for Testing Materials (ASTM)
  - American Institute of Steel Construction (AISC)
  - American Welding Society (AWS)
  - American National Standards Institute (ANSI)
  - National Association of Architectural Metal Manufacturers (NAAMM)
  - Federal Specifications (FS)
  - Commercial Standards (CS)
  - National Fire Protection Agency (NFPA)
- 1.4 Submittals:
- A. Submit shop drawings for approval of all fabricated miscellaneous items. Indicate fabrication, assembly and erection details, sizes of all members, fastenings, supports and anchors, patterns, clearances, and all necessary connection to Work of other trades. For standard manufactured items, catalog cuts may be submitted.
  - B. Submit specified certificates.
  - C. Submit in accordance with requirements of Division I.
- 1.5 Quality Assurance: Preassemble items in shop to greatest extent possible to minimize field splicing and assembly. Disassemble units only as necessary for shipping and handling limitations. Clearly mark units for reassembly and coordinated installation.
- 1.6 Product Handling: Carefully handle materials to prevent damage to surfaces, edges, ends and finish and store at the site above ground in a covered dry location. Remove damaged items that cannot be restored to like-new condition and replace at no additional cost to the Owner.

05520 - 1

MS110412E



PART 2: PRODUCTS

- 2.1 Basic Materials:
- A. Structural Shapes: ASTM A 36.
  - B. Steel Pipe: ASTM A 53, Schedule 40.
  - C. Steel Tubing: ASTM A 500, Grade A, or ASTM A 501.
  - D. Gray Iron Castings: ASTM A 48.
  - E. Stainless Steel: ASTM A 167, Type 302, No. 4 Finish.
  - F. Extruded Aluminum: 6063-T5.
  - G. Aluminum Sheet and Plate: 6061-T.
  - H. Bolts for Structural Steel Connections: ASTM A 325 high strength bolts.
  - I. Welding Electrodes: Grade SAW-I for submerged arc welding and E70 Series electrodes for manual arc welding. All electrodes in accordance with ASTM A 233.
- 2.2 Primer (Shop Paint):
- A. Exterior Exposed Ferrous Metal: Tnemec Series 394 Perimeprime or prior approved equal @ 2.5-3.5 dry mils. Surfaces to be prepared in accordance with SSPC-SP3 Power Tool Cleaning. Verify primer is compatible with field applied top coats.
  - B. All other Ferrous Metal: Southern Coatings Heavy Duty RIP 900, Tnemec Series 88 or approved equal.
- 2.3 Galvanizing: Hot-dip galvanizing or zinc coatings applied on products fabricated from rolled, pressed and forged steel shapes, plates, bars and strips shall comply with ASTM A 123. Hot-dip galvanizing or zinc coatings on assembled steel products shall comply with ASTM A 386. Except for bolts and nuts, all galvanizing shall be done after fabrication. Galvanized finish shall be uniform, with no accumulations of zinc coating which would detract from appearance of painted finishes.
- 2.4 Galvanizing Repair Paint: Galvilite Galvanizing Repair Compound in silvery finish.
- A. 95% zinc in the dry film using only Type III "ultra pure" ASTM-D-520 zinc (lead and cadmium free)
  - B. Meet or exceed Federal Specification DOD-P-211035 (Galvanizing Repair Spec.) Mil-P-269115A
  - C. Low VOC.
  - D. ISO 9001 registered.
- 2.5 Non-Shrink Non-Metallic Grout: Pre-mixed, factory packaged, non-staining, non-corrosive, non-gaseous grout, complying with CE CRD-C621.

05520 - 2

MS110412E

2.6

Metal Handrailings:

- A. Comply with all code, NAAMM, and AISC requirements. Comply with all requirements of ANSI A117.1 "Specifications for Making Buildings and Facilities Accessible to and Usable by Physically Handicapped People". Design railings to withstand minimum 250 lbs. applied in any direction to the top rail. Submit certificates of compliance.
- B. Form railings to design indicated, with all turns and easings; provide full-welded connections.
- C. Weld anchor bolts to base plate; cast into concrete, where required.
- D. Weld vertical tubing support post to base plate, where required.
- E. For exterior handrails and railings and those exposed to moisture from condensation or other sources, provide weepholes or other means for excavation of entrapped water in hollow sections of railing members.
- F. Weld corners and seams continuously complying with AWS recommendations. At exposed connections, grind exposed welds smooth and flush to match blend and adjoining surfaces.
- G. Interconnect railing and handrail members by butt welding or welding with internal connectors, at fabricator's opinion, unless otherwise indicated.
- H. Provide wall returns at ends of wall mounted handrails, except where otherwise noted.
- I. Brackets, Flanges, Fittings and Anchors: Provide wall brackets, end closures, flanges, miscellaneous fittings and anchors for inter-connections of pipe and attachment of railings and handrails to other work. Furnish inserts and other anchorage devices for connecting railings and handrails to concrete.
- J. Galvanize exterior steel railings, including pipe fittings, brackets, fasteners, and other ferrous components.

2.7

Miscellaneous Items: Provide proper type, size, and material, bolts, nuts, anchor bolts, plates, anchors, ties, clamps, hangers, screws, straps, toggle and expansion bolts, and other items of rough hardware for type of loading and installation condition shown, as recommended by manufacturer, or as noted otherwise to tie together the various parts of the building and secure all of its parts in place. Such miscellaneous items shall be of same material as metals they contact. Provide zinc coated fasteners for exterior use or where built into exterior wall.

2.8

Miscellaneous Fabrications:

- A. Verify all measurements and take all field measurements necessary before fabrication.
- B. Exposed fastenings shall be compatible materials, shall generally match in color and finish, and shall harmonize with the materials to which fastenings are applied.

- C. Include materials and parts necessary to complete each item, even though such Work is not definitely shown or specified. Provide the necessary rebates, lugs and brackets so that the Work can be assembled in a neat and substantial manner. Drill or punch holes for bolts and screws. Poor matching of holes shall be cause for rejection. Conceal fastenings where practicable. Form joints exposed to weather to exclude water.
- D. Painting and Protective Coating: Properly clean all ferrous metal and provide one shop coat of specified shop primer. Coat anchors that are built into masonry with asphalt paint unless specified to be galvanized. Touch-up all field welds and welds made after galvanizing with two (2) coats of specified repair paint.

PART 3: EXECUTION

- 3.1 Preparation: Take field measurements prior to preparation of shop drawings and fabrication, where possible.
- 3.2 Workmanship:
  - A. Metal surfaces shall be clean and free from mill scale, flake rust and rust pitting; well formed and finished to shape and size, with sharp lines and angles and smooth surfaces. Weld permanent connections. Welds shall be finished flush and smooth on surfaces that will be exposed after installation. Do not use screws or bolts where they can be avoided; where used, countersink heads, screw up tight, and nick threads to prevent loosening.
  - B. Conceal fastenings where practicable. Thickness of metal and details of assembly and supports shall give ample strength and stiffness. Form joints exposed to weather to exclude water. Provide holes and connections for the Work of other trades.
- 3.3 Coordination: At proper time, deliver and set in place items of metal work toe built into adjoining construction. Coordinate with other trades. Provide all required steel for connection of their Work.
- 3.4 Cutting and Repairing: Cutting, when approved, and repairing shall be done by the trade that installed the original Work. Avoid damage to adjacent Work. Repair items in a manner that will not be obvious as a patch. Remove and replace Work that cannot be satisfactorily repaired.
- 3.5 Metal Handrailings:
  - A. Adjust railing prior to anchoring to ensure matching alignment at abutting joints. Space posts at spacing indicated or if not indicated, as required by design loadings.

05520 - 4

MS110412E

- B. Anchor post into concrete. Fill annular space between post and concrete with non-shrink, non-metallic grout, mixed and placed to comply with grout manufacturers directions. Check anchorage joint with steel flange welded to post.
  - C. Anchor rail ends into concrete with steel flanges welded to rail ends and anchored into wall construction with appropriate fasteners.
- 3.6      Cleaning: Remove soil, stain, and extraneous materials from adjacent surfaces. Remove foreign matter and clean metal work to satisfactory condition to receive finish coats. Clean exposed surfaces to a neat, uniform appearance.
- 3.7      Touch-Up Painting: For galvanized surfaces, clean field welds, bolted connections and abraded areas and apply galvanizing repair paint to comply with ASTM A 780.

\* \* \*



## **SECTION 16010 - ELECTRICAL GENERAL PROVISIONS**

### **PART 1 - GENERAL**

#### **1.1 RELATED DOCUMENTS**

A. The general provisions of the contract, including general and special conditions and general requirements, apply to the work specified in DIVISION 16 -ELECTRICAL.

B. Separation of Division 16 into Sections is for convenience only and is not intended to establish limits of work. Sections are as follows:

16010	ELECTRICAL GENERAL PROVISIONS
16100	ELECTRICAL BASIC MATERIALS AND METHODS
16400	ELECTRICAL SERVICE AND DISTRIBUTION SYSTEMS
16500	ELECTRICAL LIGHTING
16501	EXTERIOR ATHLETIC LIGHTING

C. The work under this Section includes furnishing and installing wires, conductors, cables, conduit and conduit fittings, underground non-metallic conduit, wiring devices, junction and outlet boxes, panelboards, circuit breakers, fuses, safety switches, lighting fixtures, exterior athletic lighting, cabinets, handholes, grounding connections, and other equipment specified or necessary for a complete installation.

#### **1.2 DRAWINGS**

A. Equipment shown on electrical drawings are located approximately only. Refer to architectural and civil drawings for necessary dimensions. Refer to architectural, and civil drawings as well as equipment manufacturer's shop drawings and rough-in drawings, and adjust work accordingly to provide a coordinated installation.

#### **1.3 LAWS AND PERMITS**

A. The National Electrical Code (2014) and Louisiana Building Code for State Owned Buildings State, Parish, City and local building codes shall be considered a part of these specifications, and pertinent articles will not be repeated herein. These codes shall establish the minimum acceptable criteria where more stringent requirements have not been defined in these specifications and/or drawings.

B. The Contractor shall apply for permits and pay inspection fees incidental to electrical work.

C. No work shall be concealed until approved by the local inspector and local regulations shall be adhered to.

D. Upon completion, a certificate of approval from the appropriate regulatory agency shall be furnished to the Architect.

#### 1.4 VISITING SITE

The bidder shall visit the site of proposed work so that he may understand the facilities, difficulties, and restrictions attending the execution of the contract. He will be allowed no additional compensation for failure to be so informed.

#### 1.5 GUARANTEE

The Contractor shall guarantee materials and workmanship for one year after final acceptance of entire project unless a longer guarantee is indicated hereinafter for specific equipment.

### **PART 2 - PRODUCTS**

#### 2.1 MATERIAL AND WORKMANSHIP

Equipment and materials shall be new and shall be listed by Underwriters Laboratories, Inc. in categories for which standards have been set by that agency. Whenever two or more of the same product are indicated, they shall be of the same manufacturer. In particular, panelboards shall be of the same manufacturer. Methods of installation shall be in full accord with the latest and best electrical and mechanical engineering practices.

#### 2.2 SUBSTITUTIONS

A. Names of manufacturers or catalog numbers are mentioned herein in order to establish a standard as to design and quality. Other products similar in design and of equal quality may be used if submitted to the Architect and found acceptable by him. This submitted information shall include the attached EXTERIOR ATHLETIC LIGHTING - APPROVAL REQUIREMENTS FORM. Refer to General Conditions and other portions of the specifications for additional information.

B. When the Contractor elects to use an acceptable alternate manufacturer's equipment, the Contractor shall be responsible to coordinate the change with the trades affected. The Contractor shall also pay for any additional work required under this Division as well as any other Division if the alternate equipment is used.

C. Lighting fixture substitutions shall also be similar in appearance, construction

and photometrics (photometric information shall be based on independent laboratory reports) to specified lighting fixtures.

D. If required by Architect because of substitutions, the Contractor shall submit for approval drawings showing every detail of equipment, as well as samples.

## 2.3 SUBMITTALS

A. Within 30 days after award of contract, the Contractor shall submit to the Architect for review one PDF copy and one printed color (hard) copy of descriptive literature or shop drawings for the following material which he proposes to use:

Wiring devices and  
plates.  
Panelboards.  
Fuses.

Safety switches.  
Lighting fixtures.  
Transformers.  
Exterior Athletic Lighting

B. In addition, the name of the manufacturer of conduit, and conductors to be used shall be submitted for review. Contractor is reminded that 600V conductors shall be rated for wet locations at 90 degrees C.

C. Where applicable, submissions shall include installation drawings and brochures showing locations, methods of anchoring, connections to work of others.

D. Submissions shall be identified with project name, equipment name and number (if assigned a number) same as the name and number indicated on the drawings; shall be properly marked to show model numbers and any accessories being furnished; and shall have the Contractor's stamp showing he has reviewed the submittal and found it to be in accordance with the specifications and drawings. Items of Division 16 to be submitted shall be submitted in one package.

E. Submittals which do not comply with the above will be returned without review, for resubmittal.

## **PART 3 - EXECUTION**

### 3.1 EXCAVATING AND BACKFILLING

A. Do excavating and backfilling required for the work of this Division. Removal of obstructions, hidden or otherwise, shall be part of this work. Backfill shall be river sand. Backfilling shall be done in two lifts each thoroughly tamped. Surplus earth shall be removed.

B. Before excavating or trenching, locate and stake out existing underground utilities which may be adversely affected by this work. Work shall be performed in a

manner to avoid damage to existing utilities. Repair or replace, at no expense to Owner, any utilities damaged by him. Also, call 1-800-272-3020 per Louisiana Statutes.

### 3.2 RECORD DRAWINGS

At the completion of the work, unless noted otherwise in the General Conditions, mark-up a set of prints in a neat and understandable manner to show significant changes made during construction. Wiring and raceways installed shall be indicated (routings, wire size and quantity) on the record drawings even if not indicated on the contract drawings. Underground raceways and wiring shall be measured and dimensioned from above-grade structures. Copies of panelboard circuit directories shall be included. These prints shall be scanned and a PDF file (on an external electronic drive), as well as one set of prints made from the PDF, shall be provided. Final payment will be withheld until these drawings are furnished to the Engineer. The Contractor shall pay for the reproduction costs.

### 3.3 OPERATING INSTRUCTIONS

A. Before final acceptance, prepare and deliver to the Architect two bound copies of operating instructions, which shall include:

1. Description of major components of power systems and each special system, including the function of major items.
2. Detailed operating instructions and instructions for making routine minor adjustments.
3. Routine maintenance operations.
4. Manufacturer's catalog data and service instructions and parts list for each piece of operating equipment.
5. Final reviewed submittals (including review comments).

B. Instruct Owner in the care and operation of equipment and provide the services of a competent mechanic for this purpose.

C. Literature shall be substantially bound in a suitable number of volumes so as to permit heavy usage and shall include wiring diagrams, fabrication drawings and other information as may be required.

### 3.4 WORK RELATED TO EQUIPMENT NOT FURNISHED AS WORK OF THIS DIVISION

A. Unless specifically indicated otherwise, any required electrical services for and required electrical connections to items shown on the architectural drawings or specified to be furnished in other Divisions of specification or by Owner shall be electrically



connected as work of this Division.

### 3.5 PAINTING

Painting, including painting of exposed conduit is specified under DIVISION 9 -FINISHES. Damaged surfaces of factory-finished items, however, shall be repaired to the satisfaction of the Architect as the work of this Division.

### 3.6 PROTECTION OF WORK

Protect the equipment, fixtures, and work from damage. Damaged work will be rejected and replaced at the expense of the Contractor. Lighting fixtures, panels and similar equipment shall likewise be protected from damage and from the weather. Provide adequate and proper storage facilities for such items during the progress of the work.

### 3.7 UTILITY CONNECTIONS

A. Coordinate connection of utilities (raceways, wiring, etc.) which are work of this contract to existing utilities and utilities installed as work of other contracts. Verify connections points prior to commencing any work. No additional compensation will be allow for conflicts that occur due to the lack of coordination.

- END OF SECTION -

## EXTERIOR ATHLETIC LIGHTING – APPROVAL FORM

*All items listed below are mandatory and shall comply with the specifications. Complete the Yes/No column to indicate compliance (Y) or noncompliance (N) for each item. **Submit checklist below with submittal.***

Yes / No	Tab	Item	Description
	A	Letter/ Checklist	Listing of all information being submitted must be included on the table of contents. List the name of the manufacturer's local representative and his/her phone number. Signed submittal checklist to be included.
	B	Equipment Layout	Drawing(s) showing field layouts with pole locations
	C	On Field Lighting Design	Lighting design drawing(s) showing: <ul style="list-style-type: none"> <li>a. Field Name, date, file number, prepared by</li> <li>b. Outline of field(s) being lighted, as well as pole locations referenced to the center of the field (x &amp; y), Illuminance levels at grid spacing specified</li> <li>c. Pole height, number of fixtures per pole, horizontal and vertical aiming angles, as well as luminaire information including wattage, lumens and optics</li> <li>d. Height of light test meter above field surface.</li> <li>e. Summary table showing the number and spacing of grid points; average, minimum and maximum illuminance levels in foot candles (fc); uniformity including maximum to minimum ratio, coefficient of variance (CV), coefficient of utilization (CU) uniformity gradient; number of luminaires, total kilowatts, average tilt factor; light loss factor.</li> </ul>
	D	Off Field Lighting Design	Lighting design drawing showing initial spill light levels along the boundary line (defined on bid drawings) in footcandles. Lighting design showing glare along the boundary line in candela. Light levels shall be taken at 30-foot intervals along the boundary line. Readings shall be taken with the meter orientation at both horizontal and aimed towards the most intense bank of lights.
	E	Photometric Report	Provide first page of photometric report for all luminaire types being proposed showing candela tabulations as defined by IESNA Publication LM-35-02. Photometric data shall be certified by laboratory with current National Voluntary Laboratory Accreditation Program or an independent testing facility with over 5 years experience.
	F	Performance Guarantee	Provide signed performance guarantee including a written commitment to undertake all corrections required to meet the performance requirements noted in these specifications at no expense to the owner. Light levels must be guaranteed to not fall below target levels for warranty period.
	G	Structural Calculations	Pole structural calculations and foundation design showing foundation shape, depth backfill requirements, rebar and anchor bolts (if required). Pole base reaction forces shall be shown on the foundation drawing along with soil bearing pressures. Design must be stamped by a structural engineer in the state of Louisiana. (May be supplied upon award).
	H	Control & Monitoring System	Manufacturer of the control and monitoring system shall provide written definition and schematics for automated control system. They will also provide ten (10) references of customers currently using proposed system in the state of Louisiana.
	I	Electrical Distribution Plans	Manufacturer bidding a product not approved per Section 4.0(A) of the specification must include a revised electrical distribution plan including changes to service entrance, panels and wire sizing, signed by a licensed Electrical Engineer in the state of Louisiana.
	J	Warranty	Provide written warranty information including all terms and conditions. Provide ten (10) references of customers currently under specified warranty in the state of Louisiana.
	K	Project References	Manufacturer to provide a list of ten (10) projects where the technology and specific fixture proposed for this project has been installed in the state of Louisiana. Reference list will include project name, project city, installation date, and if requested, contact name and contact phone number.
	L	Product Information	Complete bill of material and current brochures/cut sheets for all product being provided.

	<b>M</b>	Delivery	Manufacturer shall supply an expected delivery timeframe from receipt of approved submittals and complete order information.
	<b>N</b>	Non-Compliance	Manufacturer shall list all items that do not comply with the specifications. If in full compliance, tab may be omitted.
	<b>O</b>	Cost of Ownership	Document cost of ownership as defined in the specification. Identify energy costs for operating the luminaires. Maintenance cost for the system must be included. All costs should be based on 25 Years
	<b>P</b>	Environmental Light Control Design	Environmental glare impact scans must be submitted showing the maximum candela from the field edge on a map of the surrounding area until specified candela or less is achieved.

The information supplied herein shall be used for the purpose of complying with the specifications for Lafreniere Park Upgrade Soccer Fields. By signing below I agree that all requirements of the specifications have been met and that the manufacturer will be responsible for any future costs incurred to bring their equipment into compliance for all items not meeting specifications and not listed in the Non-Compliance section.

Manufacturer: \_\_\_\_\_  
Contact Name: \_\_\_\_\_  
Contractor: \_\_\_\_\_

Signature: \_\_\_\_\_  
Date: \_\_\_\_/\_\_\_\_/\_\_\_\_

## **SECTION 16100 - ELECTRICAL BASIC MATERIALS AND METHODS**

### **PART 1 - GENERAL**

#### **1.1 SCOPE**

Work described in this Section includes providing labor, materials and equipment indicated, specified and necessary for a complete and operating electrical system and related systems in accordance with SECTION 16010 - ELECTRICAL GENERAL PROVISIONS.

### **PART 2 - PRODUCTS**

#### **2.1 CONDUIT AND TUBING**

A. Rigid steel conduit and electrical metallic tubing shall be manufactured by Allied, Triangle-PWC, Republic, Wheatland, or approved equal. Conduit shall be threaded heavy-wall hot-dipped galvanized (inside and out) steel conduit. Electrical metallic tubing shall have galvanized exterior and galvanized or equivalent plastic coated interior to protect against corrosion.

B. Rigid nonmetallic conduit shall be manufactured by Carlon, Amoco, or Esses International. Rigid nonmetallic conduit shall be equal to Carlon Type 40 or Type 80 polyvinylchloride (PVC) 90 degrees C UL rated. Fittings for rigid nonmetallic conduit shall be manufactured by the same manufacturer as the conduit furnished. Rigid nonmetallic conduit may be used only where permitted by Specification Paragraph 16100.3.1.

#### **2.2 CONDUCTORS**

A. Conductors shall be copper.

B. Branch circuit wiring shall be #12 AWG or larger (as required for the particular equipment to be fed) with flame resistant insulation. Conductors #8 AWG and larger shall be stranded. Insulation on branch circuit conductors shall be type THWN-2 (rated 90 degrees C, dry or wet), unless indicated otherwise or otherwise required by the particular application.

C. Feeders shall be of the size as indicated, with type THWN-2 insulation (rated 90 degrees C, dry or wet), unless indicated otherwise.

D. Except as may be otherwise indicated, conductors shall be manufactured by Triangle-PWC, American Insulated Wire, Senator, Royal, Southwire, or approved equal.

#### **2.3 OUTLETS**



A. All boxes, fittings and supports (including wireways) shall be galvanized steel.

B. Outlet boxes for exposed work that is exposed to weather or in damp locations shall be of cast or malleable iron, similar to Crouse-Hinds type FS or FD condulets. Boxes shall have metal covers to accommodate the devices indicated.

## 2.4 WIRING DEVICES

A. Wiring devices shall be as manufactured by P&S/Sierra, Hubbell, Leviton, or Eagle. Comparable catalog numbers of devices furnished shall conform with the following:

1. Receptacles shall be GFI type, duplex, 20A/2 pole, 3-wire, 125 volt, GFI, tamper-resistant, weather-resistant, grounding type, -- Hubbell #GFR5362-ITR.

## 2.5 DEVICE PLATES

A. Plates shall be metal canopy-type weatherproof covers similar to T&B Red Dot Code-Keeper (UL listed for wet locations at all times) shall be used with the weather-resistant receptacles, unless indicated otherwise on drawings.

## 2.6 SAFETY SWITCHES

A. Safety switches shall be of the quick-make, quick-break visible blade-knife switch type. They shall be of the fused or nonfused type as required. Fused switches shall have positive pressure fuse clips. Heavy duty switches shall be fully interlocked, with provision to neutralize the interlock by a screw driver while under load without interrupting the circuit. Switches shall be complete with insulated base, and pressure or solderless lugs (suitable for use with 75 degrees C conductors). Handles shall be front or side operated. Switches shall be horsepower rated, capable of breaking stalled-rotor motor current at these ratings. Unless noted otherwise, outdoor locations shall have NEMA type 3R enclosures; indoor locations shall have NEMA 1 enclosures. Switches shall have provision for padlocking in the "off" position. 600 ampere or smaller switches shall be complete with rejection feature to ensure rejection of fuses other than Class R. Safety switches shall be Square D General Duty type for 208-240 volt non-fused switches and Heavy Duty type for 480 volt switches and 208-240 volt fused switches. Equal equipment as manufactured by GE, Siemens or Cutler Hammer will be acceptable.

## 2.7 FUSES

Provide one complete set of fuses, together with 33% spares, for each fuseholder. Fuses 600A and below shall be Buss Low-Peak, Littlefuse LL, or Ferraz Shawmut Amptrap 2000, Type RK-1, current limiting and time delay, rejection type, unless noted otherwise. Fuses above 600A shall be Bussman LCL, Littlefuse KLP-C or Shawmut Amptrap, UL listed Class L, current limiting and time delay, with 200,000 amp rms interrupting rating, silver plated contact surfaces. Where fuses are used with magnetic starters, fuses shall be reduced in ampere rating (from the sizes indicated) to the maximum rating allowed for

each particular starter, as stated on starter nameplate. All fuses shall be of a single manufacturer.

## 2.8 WARNING SIGNS

A. Standard industry "DANGER HIGH VOLTAGE" warning signs shall be provided as required by the National Electric Code and as follows:

1. On each removable panel of transformers.
2. On other equipment (such as safety switches, control cabinets, etc.) containing energized components which are exposed when door is opened or access panel is removed.

B. A warning sign shall be provided on panelboards, and control cabinets to warn of potential electric arc flash hazards.

## **PART 3 - EXECUTION**

### 3.1 METHODS OF WIRING

A. Systems shall be 4-wire, 3-phase, 277/480 volts, A.C. and 3-wire, 1-phase, 120/240 volts, A.C.

B. Where a neutral conductor is required for a branch circuit, it shall be dedicated to that branch circuit and shall not be shared by other branch circuits.

C. All wiring run underground or in fill beneath slab shall be contained in rigid threaded heavy wall hot-dipped galvanized (inside and out) steel conduit encased in a 3" minimum thickness concrete envelope. Conduits and concrete envelopes under structural slabs shall be adequately supported from the slab using 3/8" diameter stainless steel rods properly spaced (not greater than 5'-0" spacing between rods) to support the load and to suitably distribute the load within the capacity of the structural slab. The rods shall pass under conduit and rise on both sides to tie into slab. However, where specifically indicated on drawings, rigid nonmetallic conduits may be used underground as hereinafter specified. Where multiple runs of conduits are installed, 2" minimum spacing shall be maintained between conduits.

D. Unless otherwise indicated on drawings or specified hereinafter, wiring installed outdoors (not underground or in fill beneath slab and under building) shall be contained in rigid threaded heavy wall galvanized steel conduit (hot dipped, inside and out).

E. Solderless spring type connectors similar to Scotchlok connectors, Ideal colored Wingnuts, or Ideal Crimps with Wrapcaps shall be used for branch circuit wiring and fixture splice connections. Solderless connectors of the split-bolt type shall be used for splices on conductors #8 and larger.

F. Splices in low voltage wiring (50 volts and less) shall be made at terminal blocks furnished with the equipment. At junctions or where other splices are required, these splices shall be soldered or made with approved compression connectors.

G. Termination of branch circuit and feeder conductors shall be made using mechanical or compression lugs, unless noted otherwise. Where lugs are not furnished with equipment (including Owner-furnished equipment), Contractor shall provide lugs as required for a complete installation. Also, where conductors are to be connected to equipment furnished with lugs not sized for the conductors, Contractor shall change the lugs to the appropriate size.

H. Termination of low voltage wiring (50 volts and less) and control/monitor/instrumentation wiring (120 volts and less) shall be made using compression type (ring or spade) terminals similar to T&B Sta-Kons.

I. Typewritten directory of circuits shall be provided for each panelboard to include spares and spaces. The room numbers and items served shall be indicated for each circuit. (Circuit numbers indicated on the drawings are shown for the purpose of clarifying the grouping of outlets. The actual number assigned to the circuits in the panelboard shall suit the bussing and branch circuiting to panelboard.).

J. Unless a larger size is indicated or required by code or manufacturer, raceways shall be sized in accordance with Table 1 for the number and conductor size (AWG and MCM) shown or specified. Where combination of secondary (0-600 volt) conductor sizes are indicated, the raceway shall be sized in accordance with Table 2 based on the insulated conductor areas of Table 3, for the project conductor sizes (AWG and MCM) indicated even though the actual diameters and areas of the conductors to be installed may differ from those in Table 3.

Table 1

Maximum Number of Conductors in Trade Sizes of Conduit or Tubing													
	Conduit Trade Size (Inches)												
	1/2	3/4	1	1 1/4	1 1/2	2	2 1/2	3	3 1/2	4	4 1/2	5	6
Conductor Size AWG, MCM													
14	3	6	10	18	25	41	58	90	121	155			
12	3	5	9	15	21	35	50	77	103	132			
10	2	4	7	13	18	29	41	64	86	110	138		
8	1	2	4	7	9	16	22	35	47	60	75	94	137
6	1	1	2	5	6	11	15	24	32	41	51	64	93
4	1	1	1	3	5	8	12	18	24	31	39	50	72
3	1	1	1	3	4	7	10	16	22	28	35	44	63
2		1	1	3	4	6	9	14	19	24	31	38	56
1		1	1	1	3	5	7	11	14	18	23	29	42
0		1	1	1	2	4	6	9	12	16	20	25	37
00			1	1	1	3	5	8	11	14	18	22	32
000			1	1	1	3	4	7	9	12	15	19	28
0000			1	1	1	2	4	6	8	10	13	16	24
250				1	1	1	3	5	6	8	11	13	19
300				1	1	1	3	4	5	7	9	11	17
350				1	1	1	2	4	5	6	8	10	15
400				1	1	1	1	3	4	6	7	9	14
500				1	1	1	1	3	4	5	6	8	11
600					1	1	1	2	3	4	5	6	9
700					1	1	1	1	3	3	4	6	8
750						1	1	1	3	3	4	5	8



Table 2

Dimensions and Percent Area of Conduit and of Tubing										
Trade Size	Internal Diameter Inches	Total 100%	Area – Square Inches							
			Not Lead Covered			Lead Covered				
			2 Cond. 31%	Over 2 Cond. 40%	1 Cond. 53%	1 Cond. 55%	2 Cond. 30%	3 Cond. 40%	4 Cond. 38%	Over 4 Cond. 35%
1/2	.622	.30	.09	.12	.16	.17	.09	.12	.11	.11
3/4	.824	.53	.16	.21	.28	.29	.16	.21	.20	.19
1	1.049	.86	.27	.34	.46	.47	.26	.34	.33	.30
1 1/4	1.380	1.50	.47	.60	.80	.83	.45	.60	.57	.53
1 1/2	1.610	2.04	.63	.82	1.08	1.12	.61	.82	.78	.71
2	2.067	3.36	1.04	1.34	1.78	1.85	1.01	1.34	1.28	1.18
2 1/2	2.469	4.79	1.48	1.92	2.54	2.63	1.44	1.92	1.82	1.68
3	3.068	7.38	2.29	2.95	3.91	4.06	2.21	2.95	2.80	2.58
3 1/2	3.548	9.90	3.07	3.96	5.25	5.44	2.97	3.96	3.76	3.47
4	4.026	12.72	3.94	5.09	6.74	7.00	3.82	5.09	4.83	4.45
4 1/2	4.506	15.94	4.94	6.38	8.45	8.77	4.78	6.38	6.06	5.56
5	5.047	20.00	6.20	8.00	10.60	11.00	6.00	8.00	7.60	7.00
6	6.065	28.89	8.96	11.56	15.31	15.89	8.67	11.56	10.98	10.11

Table 3

Dimensions to be Used for Insulated Conductors		
Size AWG MCM	Approx. Diam. Inches	Approx. Area Sq. In.
Col. 1	Col. 2	Col. 3
18	.146	.0167
16	.158	.0196
14	.204	.0327
12	.221	.0384
10	.242	.0460
8	.328	.0854
6	.397	.1238
4	.452	.1605
3	.481	.1817
2	.513	.2067
1	.588	.2715
0	.629	.3107
00	.675	.3578
000	.727	.4151
0000	.785	.4840
250	.868	.5917
300	.933	.6837
350	.985	.7620
400	1.032	.8365
500	1.119	.9834
600	1.233	1.1940
700	1.304	1.3355
750	1.339	1.4082
800	1.372	1.4784
900	1.435	1.6173
1000	1.494	1.7531
1250	1.676	2.2064
1500	1.801	2.5475
1750	1.916	2.8895
2000	2.021	3.2079

K. However, unless a larger size is indicated or required by code or manufacturer, raceway for communication wiring (defined by NEC Chapter 8) shall be sized as a minimum per Table 1 in NEC Chapter 9.

L. Other routings than those indicated may not be used without the approval of the Architect, but the Contractor shall make allowance for possible obstruction to routes indicated.

M. Raceways shall be supported in accordance with the National Electrical Code for the particular type of raceway; however, for rigid metal conduit and electrical metallic tubing, the maximum spacing between supports shall not exceed ten feet.

N. Where nonmetallic conduits are installed, a properly sized equipment grounding conductor shall be installed with the circuit conductors whether or not indicated on drawings. However, equipment grounding conductors are not required, unless specifically indicated, in raceways containing a grounded neutral conductor terminating in service equipment where the neutral conductor and equipment enclosure are connected to a grounding electrode conductor.

O. The Contractor shall install additional boxes or fittings in raceways as required to properly install conductors. The locations of these boxes or fittings shall be subject to the Architect's approval.

P. In multi-section panelboards, circuit breakers, fusible switches, and spaces shall be divided equally between sections (unless indicated otherwise). The circuit arrangement on panelboard schedules is used only to convey circuit assignment, not locations of circuit breakers in panelboard.

Q. Suitable waterproof cable identification tags shall be installed on each power feeder in each manhole, handhole, and pull (junction) box.

### 3.2 WIRING IN CONDUIT

A. Underground runs of multiple conduits shall be provided with plastic separators to insure 2" minimum of concrete between adjacent conduits.

B. Unless noted otherwise on drawings, underground runs of conduits shall be installed not less than 36" below grade for 600V or less. In non-concreted areas, encasement shall be provided around conduit stub-ups shall extend to a location just above grade, and top shall be sloped to drain.

C. Concrete and reinforcing shall conform to DIVISION 3, CONCRETE. Concrete strength shall be 3000 psi unless noted otherwise on drawings. Concrete shall be colored red for underground conduit applications with an approved admixture.

D. Where conduit fittings are installed, these shall be Crouse-Hinds or Appleton cast type.

- E. Insulated bushings shall be provided for conductors #4 and larger.
- F. No wiring shall be installed in raceways until the raceway system is complete. Only approved type pulling lubricant shall be used.
- G. During construction, outlet boxes and conduit stub-ups shall be suitably protected against the entrance of foreign materials.

### 3.3 UNDERGROUND RIGID NONMETALLIC CONDUITS

- A. Rigid nonmetallic conduits shall be used underground only where specifically indicated on the drawings.
- B. Underground rigid nonmetallic conduits shall be individual conduits encased in concrete envelope of 3" minimum thickness at the top, bottom and sides, unless otherwise indicated. Conduits shall be 4" size unless otherwise indicated. Conduits shall slope downward toward handholes and away from buildings with a pitch of not less than 3" per 100 feet. Top of concrete envelope shall not be less than 42" below grade for conductors operated over 600V and not less than 36" below grade for 600V or less. Separators shall be of plastic and shall maintain a minimum of 2" concrete separation between conduits. The joints of the conduit in banks shall be staggered by rows and layers so as to provide a bank having maximum strength. End bells, flexible couplings, and expansion joints shall be provided as necessary. Exposed vertical runs, including risers up poles and through building slab, and elbows shall be rigid heavy wall threaded galvanized conduit; metallic to nonmetallic conduit adapters shall be provided at a point 10 feet minimum outside perimeter of building slab as required. Steel conduit so installed shall be effectively grounded. Non-metallic conduit shall not be used under buildings.

### 3.4 GROUNDING

- A. The metallic raceway system and the neutral conductor of the wiring system shall be grounded at the service equipment. The insulated copper service grounding electrode conductor shall be extended with no splices in raceway from the service to the ground rods as described below. Also, see Article 250.50, Grounding Electrode System and Grounding Electrode Conductor of the National Electrical Code for bonding requirements to other items to form the grounding electrode system (this includes bonding to metal frame of the structure).
- B. The above requirements shall be supplemented by grounding to 3/4" diameter by 10' long copper clad ground rods, and to an encased electrode (consisting of a 20' minimum length of 4/0 B.C. cast in a concrete-encased conduit bank that is in contact with earth).
- C. At each point of voltage transformation (including but not limited to transformers and inverters), the secondary neutral conductor and the secondary raceway



system shall be grounded with a common insulated ground conductor as described in Article 250.30 of NFPA 70, National Electrical Code. The grounding electrode conductor described therein shall be continuous (no splices) and shall be in a raceway.

D. Where a grounding electrode conductor exits a metal raceway, (conduit or EMT), T&B or equal rigid threaded conduit grounding hub/clamp fitting shall be used.

E. Grounding bushings with bonding jumpers shall be used around concentric or eccentric knockouts on equipment and on raceways stubbed up below open-bottom equipment such as pad-mounted transformers, switchgear, substations, and switchboards.

F. Grounding pole of each polarized receptacle (non-isolated ground type) shall be bonded to its outlet box with conductor sized in accordance with Table 250.122 of the National Electrical Code and a machine or self-tapping screw, unless the receptacle is of the approved self-grounding type.

G. Grounding conductors used to bond across flexible metal conduits containing transformer secondary conductors shall be sized per NEC Table 250.66 based on size of the secondary conductors.

H. Each branch circuit and feeder shall be provided with a ground conductor installed with the circuit conductors. Each ground conductor shall be a green insulated copper conductor, with minimum size in accordance with Table 250.122 of the National Electrical Code NFPA-70. These grounding conductors are not shown on the drawings.

I. A 3/4" diameter by 10' long copper clad ground rod shall be installed at service pole, and the raceways installed vertically up the service pole shall be bonded thereto with #2 B.C.

J. Where water pipe grounding connection is made underground, a suitable plastic pipe sleeve and flush metal cover shall be installed to provide access to the connection..

K. See drawings for additional grounding requirements.

### 3.5 MOUNTING HEIGHTS

A. If not otherwise indicated, mounting heights to centerline of outlets shall be as follows:

1. Receptacles -- 18" above floor.
2. Switches -- 48" above floor.
3. Panelboards -- not more than 5'6" from topmost operating handle to floor.

### 3.6 MARKING OF STARTERS, SAFETY SWITCHES, PANELBOARDS, AND METER ENCLOSURES

A. Each surface manual starting switch out of sight of the motor which it controls, and each panelboard, switchboard, transformer, enclosed circuit breaker, automatic transfer switch, contactor, magnetic starter, safety switch, and toggle switch used as an in-sight disconnect for any equipment regardless of location, shall be suitably identified by means of 1/4" high letters cut in white laminated phenolic strips to show black letters. Strips shall be attached to cover by means of two screws.

B. A phenolic nameplate shall be provided on transformers, and panelboards to indicate the upstream device (panelboard, switchboard, etc.) where the power originates (e.g. "Panel \_\_\_\_ (fed from Panel \_\_\_\_\_)", "Transformer is fed from \_\_\_\_\_", etc.).

- END OF SECTION -

## **SECTION 16400 - ELECTRICAL SERVICE AND DISTRIBUTION SYSTEM**

### **PART 1 - GENERAL**

#### **1.1 SCOPE**

Work described in this Section includes providing labor, materials, and equipment indicated, specified, and necessary for a complete and operating distribution system and related systems, in accordance with SECTION 16010 - ELECTRICAL GENERAL PROVISIONS.

#### **1.2 APPLICABLE PARAGRAPHS**

Applicable paragraphs of SECTION 16100, ELECTRICAL BASIC MATERIALS AND METHODS, shall apply to this Section as though repeated herein.

#### **1.3 EQUIPMENT LOCKS**

Panelboards, cabinets, and other electrical equipment having doors with locks, shall be keyed alike. Keys (one set for each electrical equipment item containing locks) shall be provided to the Owner.

#### **1.4 SERVICE EQUIPMENT**

Safety switches used as service equipment shall be Underwriters Laboratories listed and labeled for the application. A phenolic nameplate (white with black-cut letters) shall be provided on service equipment to indicate "maximum available fault current is \_\_\_\_KA" and date that "calculation was made on \_\_\_\_".

#### **1.5 CIRCUIT BREAKER ARRANGEMENT**

In multi-section panelboards, circuit breakers, fusible switches, and spaces shall be divided equally between sections (unless indicated otherwise). In general, each section of multi-section panelboards shall have the same quantity of pole capacity (i.e. two sections with 36 poles in each rather than one section with 42 poles and one section with 30 poles). The circuit arrangement on panelboard schedules is used only to convey circuit assignment, not locations of circuit breakers in panelboard.

#### **1.6 CIRCUIT DIRECTORIES FOR PANELBOARDS**

Type-written circuit directories shall clearly indicate the associated room as well as the load and location of the load (e.g., Classroom 101 - Lighting Fixtures, Storage 102 - Receptacle on Northwest Wall, Mechanical 103 - Heat Trace on South Wall, etc.).

#### **1.7 PANELBOARD CONFIGURATION**

Panelboard configurations shall be altered (bus ratings, heights, etc.) as necessary to suit specified panelboard options (feed through lugs, surge protection devices, etc.).

## **PART 2 - PRODUCTS**

### **2.1 CIRCUIT BREAKER DISTRIBUTION PANELBOARDS**

A. Boxes shall be not more than 42" wide by 9½" deep and shall be constructed of code gauge galvanized steel. Ample UL approved wiring gutters shall be provided, and no gutter shall be less than 4" wide. Fronts shall be for flush or surface mounting as indicated and shall be complete with door and chrome-plated combination cylinder lock and catch, with locks keyed alike. Fronts shall be full finish code gauge steel with prime coat and finish coat of baked enamel in manufacturer's standard color, with indicating type adjustable trim clamps and circuit directory with transparent covers. Doors shall have flush hinges. However, when panelboards are NEMA 3R, a phenolic nameplate (white with black-cut letters) shall be provided for each circuit breaker to identify the load in lieu of providing the circuit directory.

B. Bussing shall be copper, and lugs or main breaker, and branch circuit breakers shall have ampere ratings indicated. Breakers shall be connected to bus in a sequence phase arrangement.

C. Two-pole and three-pole breakers shall have common trip and pad-lock off feature. Breakers shall be quick-make, quick-break, thermal magnetic (18,000 AIC RMS symmetrical minimum at 240V, and 18,000 AIC RMS symmetrical minimum at 480V unless indicated otherwise) having mechanism insuring full contact pressure until the time of opening, whether actuated either automatically or manually. When automatically actuated, the breaker mechanism shall be trip free of the handle so that the contacts cannot be held closed against a short circuit or abnormal overload. Circuit breaker contacts shall be non-welding silver alloy, housed in arc chambers equipped with arc quencher plates and the circuit breaker mechanisms, enclosed in molded insulating cases, shall be sealed to eliminate tampering. Trip position shall be between the "on" and "off" positions to positively identify faulted and overloaded circuits from "off" circuits.

D. Panelboards shall be factory-assembled type rated maximum 600V AC (Square D I-Line, GE Spectra, Eaton POW-R-Line 4, or Siemens P4 or P5 will be acceptable).

### **2.2 CIRCUIT BREAKERS**

A. Each circuit breaker shall have continuous current rating visible without removing an enclosure cover, and the rating shall be engraved. This may be accomplished by installation of a phenolic label (white with black cut letters) adjacent to the circuit breaker. Circuit breakers shall be suitable for use with 75 degree C conductors. Where circuit breakers are used to supply HVAC equipment having motor group combinations, type HACR circuit breakers shall be used.



B. Unless indicated otherwise, circuit breaker spaces and spare circuit breakers shall be divided equally between sections of multi-section panelboards.

C. Circuit breakers in panelboards shall be fully rated for AIC; that is, series ratings are not accept

## 2.3 DRY TYPE TRANSFORMERS

A. Transformers shall be part of the mini-power-zone (combination panelboard /transformer assembly) specified on the drawings.

## 2.4 FAULT CURRENT AND PROTECTIVE DEVICE COORDINATION STUDY

A. A fault current and protective device coordination study shall be prepared by the Contractor within 30 calendar days following final review of circuit protective devices, including circuit breakers, fuses, overloads, and protective relays. The study shall include calculations and composite time-current characteristic coordination curves (in color) to demonstrate optimum coordination of protective devices to be installed and to protect equipment and conductors against fault currents and sustained overload conditions for conductors and equipment to be installed. The study shall include the proper ratings of fuses and proper settings of adjustable circuit breakers associated with the protection of equipment and conductors and optimum selective coordination. If necessary, the study shall also make recommendations for changes to new protective devices, and these changes shall be made by the Contractor at no additional cost to the Owner; for this reason, the study shall be finalized prior to Contractor releasing equipment for production. Also for this reason, the Contractor should consider using the panelboard manufacturer to make this study. Contractor shall test and calibrate protective devices in accordance with the manufacturers' specification after making the proper device settings and before the initial energization of the conductors and equipment. Contractor shall obtain required data from the utility company for coordination with the utility company's facilities. The Study shall be submitted as printed copies using color copies for the coordination curves. The Study shall be prepared by a registered professional Engineer and shall contain his signed and dated seal on the first page.

B. Unless otherwise noted, selective coordination shall consist of localization of an overcurrent condition to restrict outages to the circuit or equipment affected, accomplished by the selection and installation of overcurrent protective devices and their ratings or settings for the full range of available overcurrents, from overload to the maximum available fault current, and for the full range of overcurrent protective device opening times associated with those overcurrents.

C. Partial or limited coordination, such as coordination for operating times of only 0.1 seconds or longer, will not be considered acceptable. Selective coordination shall be documented in the study for all times, including those (below 0.01 seconds) that may not be able to be represented using time-current curves. This documentation may further require manufacturer-specific testing results, ampacity ratio tables for specific fuses,

coordination testing results for circuit breaker frame sizes at specific fault current levels, etc.

D. The study shall be prepared by a licensed professional engineer engaged primarily in the design, installation, or maintenance of electrical systems. Furthermore, the study shall contain the engineer's seal and date indicating responsibility for the correctness of the study. The selection shall be documented and made available to those authorized to design, install, inspect, maintain, and operate the system.

E. An ARC flash hazard study in accordance with NFPA 70E guidelines shall be prepared by the Contractor, along with the study indicated above, to provide a summary table to include energy levels/faults, equipment characteristics, working boundaries, and hazard/risk categories for panelboards, transformers, circuit breakers, safety switches, control/monitoring cabinets, etc. The study shall include complete descriptive narratives of methods used and effect of the results. The Contractor shall also install the specific NFPA 70E arc flash labels on the exterior surfaces of each equipment item.

### **PART 3 - EXECUTION**

#### **3.1 UNDERGROUND MAIN SERVICE**

A. Arrange with local power company to provide 4-wire, 3-phase, 277/480 volt main service to the point indicated.

B. Main underground service feeders shall be furnished and installed from the service equipment to the connection to the power company service as work of this Section.

C. Mmetering equipment, including current transformers and enclosure, meter, conduit and wiring, shall be in accordance with the power company's regulations.

D. Work of this Section shall begin at the point where the power company terminates its work.

E. There will be fees and charges in connection with the above, and these shall be paid as work of this Section and shall be included in the bidder's price. Bidders shall contact Entergy (Anthony Morritz at 504-628-3403) to obtain the amounts of these fees and charges.

#### **3.2 POWER COMPANY SERVICE**

A. The location of power company facilities (power poles, manholes, pads, etc.) are shown where designated by power company during the design phase. Contractor shall coordinate the exact locations of these with power company and plan for contingencies.

- END OF SECTION -

## **SECTION 16500 - ELECTRICAL LIGHTING**

### **PART 1 - GENERAL**

#### **1.1 SCOPE**

A. Work described in this Section includes labor, materials, and equipment indicated, specified, and necessary for a complete and operating lighting system and related systems in accordance with SECTION 16010 - ELECTRICAL GENERAL PROVISIONS.

B. Lighting of the Soccer Fields shall also meet the requirements of SECTION 16501 - EXTERIOR ATHLETIC LIGHTING.

#### **1.2 APPLICABLE PARAGRAPHS**

Applicable paragraphs of SECTION 16100 - ELECTRICAL BASIC MATERIALS AND METHODS, shall apply to this Section as though repeated herein.

### **PART 2 - PRODUCTS**

#### **2.1 LIGHTING FIXTURE GENERAL REQUIREMENTS**

A. Fixtures shall be as specified in schedule, notes, and details on drawings.

B. The fixtures are one part of the entire fixture system that includes embedded poles, cross-arms, wiring harnesses, custom electrical component enclosures, control cabinets with communication systems, etc.

C. These requirements are extremely specific, and the owner expects compliance with all requirements.

D. Fixture/pole/concrete foundation assemblies shall be provided to meet the local building code for wind loading. Submittal shall clearly indicate that this requirement will be met.

#### **2.2 LED (LIGHT EMITTING DIODE) LIGHTING FIXTURES**

A. Provide LED fixtures complete with LED module, aluminum heat sink, drivers, base, pole, and other accessories as shown on drawings.

B. Fixtures shall be completely designed based on LEDs and not designed around an LED-based lamp meant to install into an existing fixture. Retrofit LED lamp/module into an existing fixture shall not be allowed.

C. Aluminum Heat Sinks: All LED luminaires shall have an aluminum heat sink integral to fixture housing and designed for proper electrical bonding of LED module to allow maximum heat dissipation and to provide thermal management within the allowable operating range of the LED as specified by the LED manufacturer. The junction temperature (Tj) of each LED shall not exceed the maximum junction temperature specified in the manufacturer's product data sheet.

D. Unless noted otherwise on the drawings, LEDs installed in each fixture shall be of the type specifically recommended by the manufacturer of the fixture for use in the fixture.

## 2.3 LED (LIGHT EMITTING DIODE) DRIVERS

A. Provide LED system drivers, of ratings, types and makes as recommended by LED manufacturer. Driver for LED systems shall be electronic, 1 phase, 60 hertz, high power factor, constant current without elevated inrush current, electronic, low noise level, a minus 40 deg C temperature rating, and shall be furnished by the manufacturer of each type or particular lighting fixture specified.

B. Driver shall have a Class A sound rating.

C. Driver shall have a guaranteed minimum power factor of 0.90. (PF = Watts/Volt-Amps).

D. Driver shall be installed inside an electrical enclosure. Wiring inside electrical enclosure shall comply with 600V/105degC rating or higher.

E. Driver shall comply with UL standard UL1012

F. Driver shall have a rated lifetime of 50,000 hours

G. Driver output shall be regulated to +/- 5% across published load range.

H. Driver input current shall have Total Harmonic Distortion (THD) of less than 20%

I. Driver shall reduce output power to LEDs if its case temperature exceeds 85C - thermal protection.

J. Driver shall tolerate sustained open circuit and short circuit output conditions without damage and without need for external fuses or trip devices

K. Driver shall be IP64 rated except as indicated.

L. Driver shall not contain PCBs.

M. Driver shall comply with ANSI C62.41 Category A for Transient protection.



N. Driver shall comply with the requirements of the Federal Communications Commission (FCC) rules and regulations, Title 47 CFR part 15, Non-Consumer (Class A) for EMI/RFI (conducted and radiated).

O. Driver shall be manufactured in a factory certified to ISO 9002 Quality System Standards.

P. Driver shall carry a five-year manufacturer's warranty from date of manufacture against defects in material or workmanship, including replacement, for operation at a maximum case temperature of 90C.

Q. Driver manufacturer shall have a fifteen year history of producing electronic drivers for the North American market.

## 2.4 LED (LIGHT EMITTING DIODE) MODULES

A. LED Modules shall be of the type, color, and optical distribution indicated, as shown, and scheduled

B. LEDs shall be handled and soldered to printed circuit boards (PCBs) according to the manufacturer's specifications.

C. LEDs shall produce a white light of the color temperature shown on the Fixture Schedule notes located on the drawings and not less than 75CRI value on the color rendering index.

D. LEDs shall be high brightness and high output.

E. LED performance and lumen maintenance testing shall be performed in accordance with IES LM-79-08 and LM-80-08.

F. LEDs shall provide approximately 50,000 hours of lighting at a level not less than 70% of initial lumen output. LEDs shall operate from 60 Hz input source of constant 350mA with sustained variations of +/- 10% (current and frequency) with no damage to the LEDs.

G. LED lumen output shall be regulated to meet or exceed the published standard minimum Luminous flux.

H. LEDs shall be of the color indicated on the drawings and shall be within +/- 200K of specified color temperature and shall be from the same bin.

I. LED manufacturer shall utilize strict binning and labeling techniques to ensure consistent brightness within +6 lm of published standard luminous flux and consistent chromaticity within +/-200K of specified color temperature per bin. Each bin shall be labeled with appropriate bin code relative to luminous flux and chromaticity.

J. LEDs shall have a minimum operating temperature of -40C.

K. LEDs shall be environmentally friendly, contain no mercury, lead or other heavy metals, and manufactured in compliance with RoHS and REACH.

L. LEDs and associated components of the LED Modules shall be manufactured in a factory certified to ISO 9002 Quality System Standards.

M. LEDs and associated components of the LED Modules shall carry a five-year manufacturer's warranty from date of manufacture against defects in material or workmanship, including replacement, for operation within specified system design parameters.

N. LED manufacturer shall have a fifteen year history of producing LEDs for the North American market.

### **PART 3 - EXECUTION**

#### **3.1 GENERAL CONSTRUCTION REQUIREMENTS**

Contractor shall work closely with the manufacturer's factory representative to assure that all of the specific requirements of the manufacturer have been met.

#### **3.2 FIXTURE ADJUSTMENT**

Furnish any equipment necessary for aiming fixtures. Equipment shall include but not be limited to bucket trucks, aerial booms, ladders, tools, meters and personnel. Use factory-prepared aiming diagrams. Verify proper aiming at night.

#### **3.3 TAMPERPROOF TOOLS**

Provide to the Owner two tools for each type of tamperproof hardware.

- END OF SECTION -

## **SECTION 16501 – EXTERIOR ATHLETIC LIGHTING**

### **Lighting System with LED Light Source - Musco Lighting**

#### **PART 1 – GENERAL**

##### **1.1 SUMMARY**

- A. Work covered by this section of the specifications shall conform to the contract documents, engineering plans as well as state and local codes.
- B. The purpose of these specifications is to define the lighting system performance and design standards for this project using an LED Lighting source. The manufacturer / contractor shall supply lighting equipment to be functionally equivalent and/or of equal utility or appearance to the standards set forth in these specifications.
- C. The sports lighting will be for the following venues:
  - 1. Soccer
- D. The primary goals of this sports lighting project are:
  - A. **Guaranteed Light Levels:** Selection of appropriate light levels impact the safety of the players and the enjoyment of spectators. Therefore light levels are guaranteed to not drop below specified target values for a period of 25 years.
  - B. **Environmental Light Control:** It is the primary goal of this project to minimize spill light to adjoining properties and glare to the players, spectators and neighbors.
  - C. **Cost of Ownership:** In order to reduce the operating budget, the preferred lighting system shall be energy efficient and cost effective to operate. All maintenance costs shall be eliminated for the duration of the warranty.
  - D. **Control and Monitoring:** To allow for optimized use of labor resources and avoid unneeded operation of the facility, customer requires a remote on/off control system for the lighting system. Fields should be proactively monitored to detect luminaire outages over a 25-year life cycle. All communication and monitoring costs for 25-year period shall be included in the bid.

##### **1.2 LIGHTING PERFORMANCE**

- A. **Illumination Levels and Design Factors:** Playing surfaces shall be lit to an average target illumination level and uniformity as specified in the chart below. Lighting calculations shall be developed and field measurements taken on the grid spacing with the minimum number of grid points specified below. Appropriate light loss factors shall be applied and submitted for the basis of design. Average illumination level shall be measured in accordance with the IESNA LM-5-04 (IESNA Guide for Photometric Measurements of Area and Sports Lighting Installations). Illumination levels shall not to drop below desired target values in accordance to IES RP-6-15, Page 2, Maintained Average Illuminance and shall be guaranteed for the full warranty period.
- B. Beam types shall comply with IES RP-6-15, Page 18 (paragraph 5.4.1). Only medium and wide beams shall be accepted on this project. No narrow beam NEMA types will be accepted.

<b>Area of Lighting</b>	<b>Average Target Illumination Levels</b>	<b>Max to Min Uniformity Ratio</b>	<b>Grid Points</b>	<b>Grid Spacing</b>
Soccer 1	50 Footcandle	2:1	96	30' X 30'
Soccer 2	50 Footcandle	2:1	96	30' X 30'

- C. **Color:** The lighting system shall have a minimum color temperature of 5700K and a CRI of 75.
- D. **Mounting Heights:** To ensure proper aiming angles for reduced glare and to provide better playability, minimum mounting heights shall be as described below. Higher mounting heights may be required based on photometric report and ability to ensure the top of the field angle is a minimum of 10 degrees below horizontal.

<b># of Poles</b>	<b>Pole Designation</b>	<b>Pole Height</b>
4	S1 – S4	70'
4	S5 – S8	70'

### 1.3 ENVIRONMENTAL LIGHT CONTROL

- A. Light Control Luminaires: All luminaires shall utilize spill light and glare control devices including, but not limited to, internal shields, louvers and external shields. No symmetrical beam patterns are accepted.
- B. Spill Light and Glare Control: To minimize impact on adjacent properties, spill light and candela values must not exceed the following. All Spill Light and Glare Control measurements to be represented in the lighting design at 5' above grade.
- C. Spill Light and Glare Control: To minimize impact on adjacent properties, spill light and candela values must not exceed the following levels taken at 3 feet above grade.

At Roadway Spill Line	Average	Maximum
Specified Spill Line Horizontal Footcandles	0.75 fc	1.8
Specified Spill Line Max Vertical Footcandles	1 fc	2.2
Specified Spill Line Max Candela	9,700	25,000

- D. Spill Scans: Spill scans must be submitted indicating the amount of horizontal and vertical footcandles along the specified lines. Light levels shall be taken at 30-foot intervals along the boundary line. Readings shall be taken with the meter orientation at both horizontal and aimed towards the most intense bank of lights.
- E. The photometric report for all luminaire types proposed showing horizontal and vertical axial candle power shall be provided to demonstrate the capability of achieving the specified performance. Reports shall be certified by a qualified independent testing laboratory with a minimum of five years experience or by a manufacturer's laboratory with a current accreditation under the National Voluntary Laboratory Accreditation Program for Energy Efficient Lighting Products. A summary of the horizontal and vertical aiming angles for each luminaire shall be included with the photometric report. Due to concerns of the neighbors this criteria as outlined above will be strictly enforced. Candela is the industry standard being used as a measurement for glare as suggested in IES RP-6-15 Section 2.3.

### 1.4 COST OF OWNERSHIP

- A. Manufacturer shall submit a 25-year Cost of Ownership summary that includes energy consumption, anticipated maintenance costs, and control costs. All costs associated with faulty luminaire replacement - equipment rentals, removal and installation labor, and shipping - are to be included in the maintenance costs.

## PART 2 – PRODUCT

### 2.1 SPORTS LIGHTING SYSTEM CONSTRUCTION

- A. Manufacturing Requirements: All components shall be designed and manufactured as a system. All luminaires, wire harnesses, drivers and other enclosures shall be factory assembled, aimed, wired and tested.
- B. Durability: All exposed components shall be constructed of corrosion resistant material and/or coated to help prevent corrosion. All exposed carbon steel shall be hot dip galvanized per ASTM A123. All exposed aluminum shall be powder coated with high performance polyester or anodized. All exterior reflective inserts shall be anodized, coated, and protected from direct environmental exposure to prevent reflective degradation or corrosion. All exposed hardware and fasteners shall be stainless steel, passivated and coated with aluminum-based thermosetting epoxy resin for protection against corrosion and stress corrosion cracking. Structural fasteners may be carbon steel and galvanized meeting ASTM A153 and ISO/EN 1461 (for hot dipped galvanizing), or ASTM B695 (for mechanical galvanizing). All wiring shall be enclosed within the cross-arms, pole, or electrical components enclosure.



- C. System Description: Lighting system shall consist of the following:
1. Galvanized steel poles and cross-arm assembly.
  2. Non-approved pole technology:
    - a. Square static cast concrete poles will not be accepted.
    - b. Direct bury steel poles or concrete encased poles which utilize the extended portion of the steel shaft for their foundation will not be accepted due to potential for internal and external corrosive reaction to the soils and long term performance concerns.
  3. Lighting systems shall use concrete foundations. See Section 2.4 for details.
    - a. For a foundation using a pre-stressed concrete base embedded in concrete backfill the concrete shall be air-entrained and have a minimum compressive design strength at 28 days of 3,000 PSI. 3,000 PSI concrete specified for early pole erection, actual required minimum allowable concrete strength is 1,000 PSI. All piers and concrete backfill must bear on and against firm undisturbed soil.
    - b. For anchor bolt foundations or foundations using a pre-stressed concrete base in a suspended pier or re-inforced pier design pole erection may occur after 7 days. Or after a concrete sample from the same batch achieves a certain strength.
  4. Manufacturer will supply all drivers and supporting electrical equipment
    - a. Remote drivers and supporting electrical equipment shall be mounted approximately 10 feet above grade in aluminum enclosures. The enclosures shall be touch-safe and include drivers and fusing with indicator lights on fuses to notify when a fuse is to be replaced for each luminaire. Disconnect per circuit for each pole structure will be located in the enclosure. Integral drivers are not allowed.
    - b. Manufacturer shall provide surge protection at the pole equal to or greater than 40 kA for each line to ground (Common Mode) as recommended by IEEE C62.41.2\_2002.
  5. Wire harness complete with an abrasion protection sleeve, strain relief and plug-in connections for fast, trouble-free installation.
  6. All luminaires, visors, and cross-arm assemblies shall withstand 150 mi/h winds and maintain luminaire aiming alignment.
  7. Control cabinet to provide remote on-off control and monitoring features of the lighting system. See Section 2.3 for further details. Contactor cabinet shall utilize electrically held contactors and shall completely deenergize circuit when field lighting is off.
  8. Manufacturer shall provide lightning grounding as defined by NFPA 780 and be UL Listed per UL 96 and UL 96A.
    - a. Integrated grounding via concrete encased electrode grounding system.
    - b. If grounding is not integrated into the structure, the manufacturer shall supply grounding electrodes, copper down conductors, and exothermic weld kits. Electrodes and conductors shall be sized as required by NFPA 780. The grounding electrode shall be minimum size of 5/8 inch diameter and 8 feet long, with a minimum of 10 feet embedment. Grounding electrode shall be connected to the structure by a grounding electrode conductor with a minimum size of 2 AWG for poles with 75 feet mounting height or less, and 2/0 AWG for poles with more than 75 feet mounting height.
- D. Safety: All system components shall be UL listed for the appropriate application. All manufacturers must provide a UL certificate of compliance for their LED lighting fixture, remote enclosure, contactor cabinet and control system.

## **2.2 ELECTRICAL**

- A. Electric Power Requirements for the Sports Lighting Equipment:
  - 1. Electric power: Per Plans

## **2.3 CONTROL**

- A. Instant On/Off Capabilities: System shall provide for instant on/off of luminaires.
- B. Lighting contactor cabinet(s) constructed of NEMA Type 4 aluminum, designed for easy installation with contactors, labeled to match field diagrams and electrical design. Manual off-on-auto selector switches shall be provided.
- C. Dimming: System shall provide for 3-stage dimming (high-medium-low). Dimming will be set via scheduling options (Website, app, phone, fax, email).
- D. Remote Lighting Control System: System shall allow owner and users with a security code to schedule on/off system operation via a web site, phone, fax or email up to ten years in advance. Manufacturer shall provide and maintain a two-way TCP/IP communication link. Trained staff shall be available 24/7 to provide scheduling support and assist with reporting needs.

The owner may assign various security levels to schedulers by function and/or fields. This function must be flexible to allow a range of privileges such as full scheduling capabilities for all fields to only having permission to execute "early off" commands by phone. Scheduling tool shall be capable of setting curfew limits.

Controller shall accept and store 7-day schedules, be protected against memory loss during power outages, and shall reboot once power is regained and execute any commands that would have occurred during outage.

- E. Remote Monitoring System: System shall monitor lighting performance and notify manufacturer if individual luminaire outage is detected so that appropriate maintenance can be scheduled. The controller shall determine switch position (manual or auto) and contactor status (open or closed).
- F. Management Tools: Manufacturer shall provide a web-based database and dashboard tool of actual field usage and provide reports by facility and user group. Dashboard shall also show current status of luminaire outages, control operation and service. Mobile application will be provided suitable for IOS, Android and Blackberry devices.

Hours of Usage: Manufacturer shall provide a means of tracking actual hours of usage for the field lighting system that is readily accessible to the owner.

  - 1. Cumulative hours: shall be tracked to show the total hours used by the facility
  - 2. Report hours saved by using early off and push buttons by users.
- G. Communication Costs: Manufacturer shall include communication costs for operating the control and monitoring system for a period of 25 years. Wi-Fi charges shall be included for communication costs for a period of 25 years.
- H. Communication with luminaire drivers: Control system shall interface with drivers in electrical components enclosures by means of powerline communication.

## **2.4 STRUCTURAL PARAMETERS**

- A. Wind Loads: Wind loads shall be based on the IBC International Building Code. Wind loads to be calculated using ASCE 7-10, an ultimate design wind speed of 150 , Risk Category II and exposure category C.
- B. Pole Structural Design: The stress analysis and safety factor of the poles shall conform to 2013 AASHTO Standard Specification for Structural Supports for Highway Signs, Luminaires, and Traffic Signals (LTS-6).

- C. Foundation Design: The foundation design shall be based on soil parameters as outlined in the geotechnical report. If no geotechnical report is available, the foundation design shall be based on soils that meet or exceed those of a Class 5 material as defined by 2015 IBC Table 1806.2.
- D. All foundations designs and pole calculations per criteria must be project specific and stamped/sealed by a licensed structural engineer in the State of Louisiana.

### **PART 3 – EXECUTION**

#### **3.1 SOIL QUALITY CONTROL**

- A. It shall be the Contractor's responsibility to notify the Owner if soil conditions exist other than those on which the foundation design is based, or if the soil cannot be readily excavated. Contractor may issue a change order request / estimate for the Owner's approval / payment for additional costs associated with:
  - 1. Providing engineered foundation embedment design by a registered engineer in the State of Louisiana for soils other than specified soil conditions;
  - 2. Additional materials required to achieve alternate foundation;
  - 3. Excavation and removal of materials other than normal soils, such as rock, caliche, etc.

#### **3.2 DELIVERY TIMING**

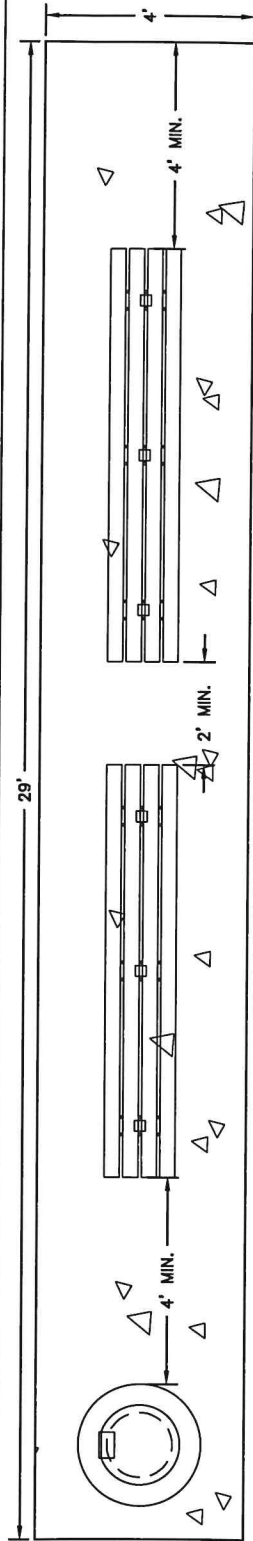
- A. Delivery Timing Equipment On-Site: The equipment must be on-site 6 – 8 weeks from receipt of approved submittals and receipt of complete order information.

#### **3.3 FIELD QUALITY CONTROL**

- A. Illumination Measurements: Upon substantial completion of the project and in the presence of the Contractor, Project Engineer, Owner's Representative, and Manufacturer's Representative, illumination measurements shall be taken and verified. The illumination measurements shall be conducted in accordance with IESNA LM-5-04.
- B. Field Light Level Accountability
  - 1. Light levels are guaranteed not to fall below the target maintained light levels for the entire warranty period of 25 years. These levels will be specifically stated as "guaranteed" on the illumination summary provided by the manufacturer.
  - 2. The contractor/manufacturer shall be responsible for conducting initial light level testing and an additional inspection of the system, in the presence of the owner, one year from the date of commissioning of the lighting.
  - 3. The contractor/manufacturer will be held responsible for any and all changes needed to bring these fields back to compliance for light levels and uniformities. Contractor/Manufacturer will be held responsible for any damage to the fields during these repairs.
- C. Correcting Non-Conformance: If, in the opinion of the Owner or his appointed Representative, the actual performance levels including footcandles and uniformity ratios are not in conformance with the requirements of the performance specifications and submitted information, the Manufacturer shall be required to make adjustments to meet specifications and satisfy Owner

#### **3.4 WARRANTY AND GUARANTEE**

- A. 25-Year Warranty: manufacturer shall supply a signed warranty covering the entire system and controls for 25 years from the date of shipment. Warranty shall guarantee specified light levels. Manufacturer shall maintain specifically-funded financial reserves to assure fulfillment of the warranty for the full term. Warranty does not cover weather conditions events such as lightning or hail damage, improper installation, vandalism or abuse, unauthorized repairs or alterations, or




# CONCRETE PAD W/ BENCHES & TRASH RECEPTACLE

## MATERIALS LIST

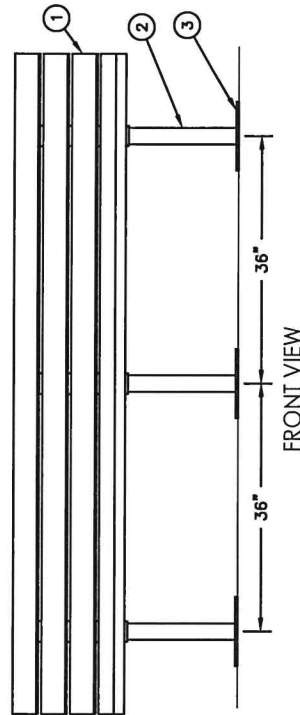
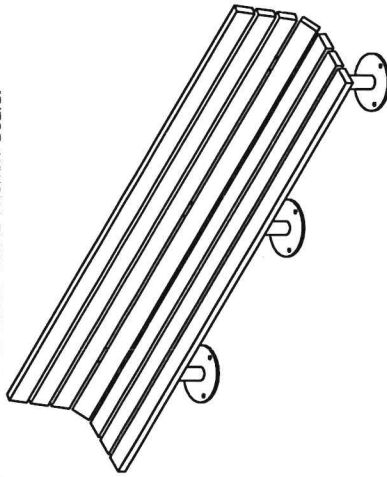
- (1) Planks - 2" x 4" Recycled Plastic
- (2) Supports - Ø 2 3/8" Steel Tubing with 3/8" x 3" Steel Straps
- (3) Mounting Plate - Ø 10" x 3/8" Thick Steel Plate
- (4) Mounted with Nine Ø 1/2" x 4-5" Stainless Steel Anchor Bolts

## NOTES:

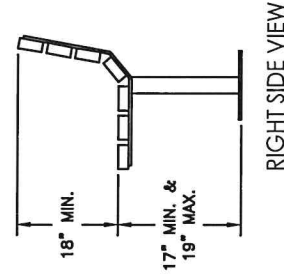
1. SURFACE MOUNTED BENCH SHALL BE PRODUCT NO. AV1-2020-RP AS MANUFACTURED BY SITESCAPES, OR APPROVED EQUAL. MODIFY AS NECESSARY TO COMPLY WITH ADA 903 BENCHES.
2. BENCH SEATS SHALL BE 20" DEEP MINIMUM AND 24" DEEP MAXIMUM.
3. MOUNT WITH NINE 1/2" x 4" LONG STAINLESS STEEL ANCHOR BOLTS.



TOP VIEW



FRONT VIEW



RIGHT SIDE VIEW

# BENCH DETAILS

N.T.S.

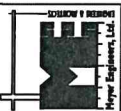
5

3

PLAT 1=1

Project no.	10-0111
Drawn	AS
Checked	AS
Date	11-21-2008
Revised	

**Meyer Engineers, Ltd.**  
4937 Hearst Street, Suite 18, Metairie, Louisiana 70001  
Phone 504.885.9892, Fax 504.887-5056  
Website: www.meyer-e-l.com



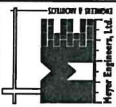
**BENCH DETAILS**  
**LAFORENIERE PARK UPGRADE**  
**SOCCER FIELDS**  
**JEFFERSON PARISH COUNCIL, OWNER**

Sheet no. **SK-01**  
of 1 sheet

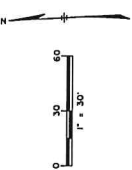
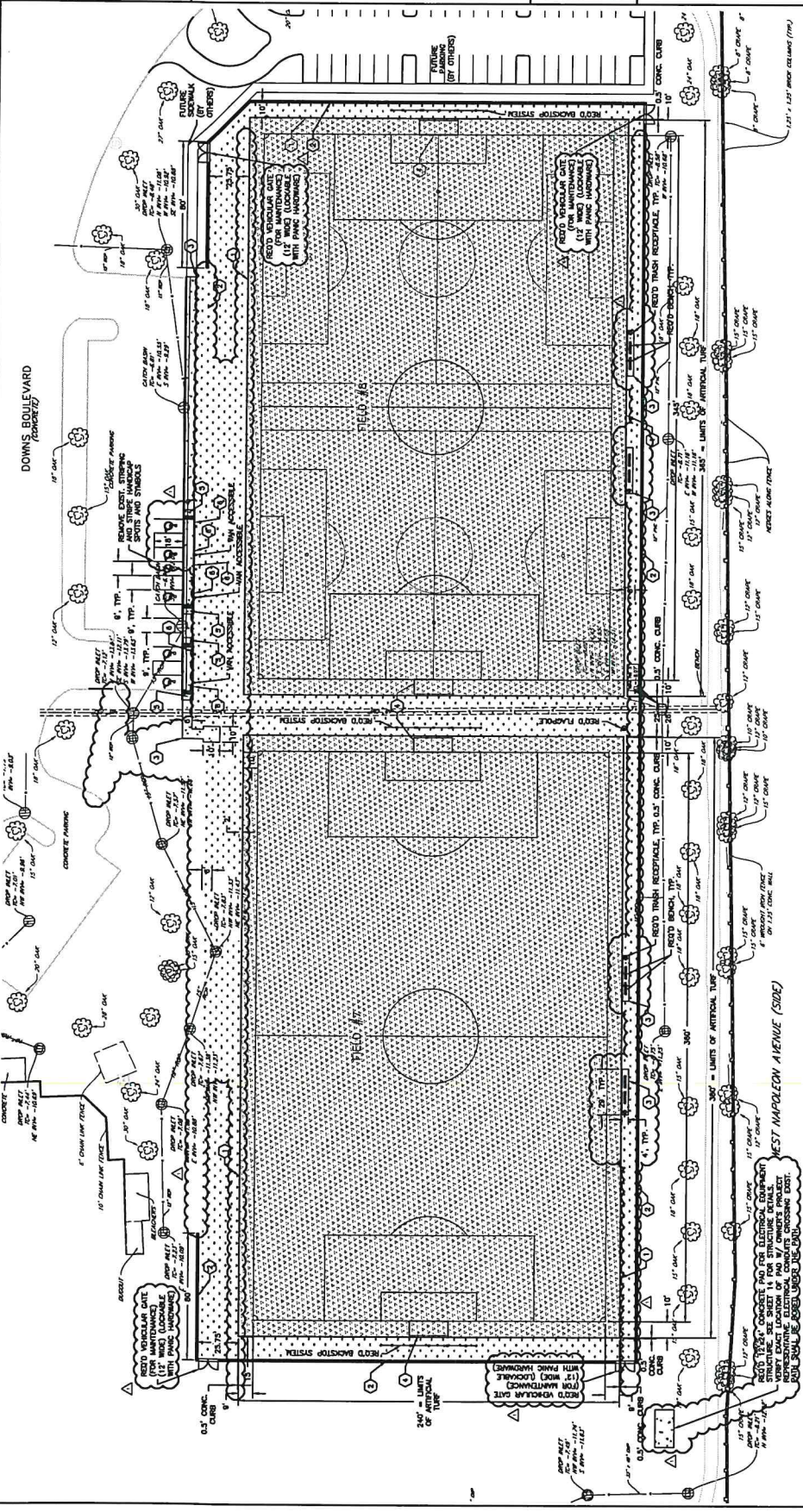




**Meyer Engineers, Ltd.**  
 4937 Heart Street, Suite 1B, Metairie, Louisiana 70001  
 Phone: 504.885.9992, Fax: 504.887.5056  
 Website: www.meyer-e.com



**JEFFERSON PARISH COUNCIL, OWNER**  
**SOCCER FIELDS**  
**LAFREMIERE PARK UPGRADE**  
 LAYOUT PLAN



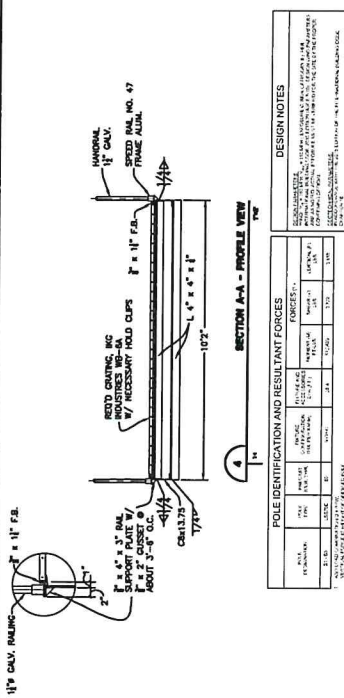
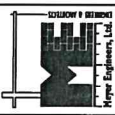
- NOTES:**
- SEE SHEET 3 FOR ARTIFICIAL TURF STRIPING LAYOUT AND DIMENSIONS.
  - STRAIGHT ELECTRICAL CONDUITS 20' OUTSIDE PERIODIC FENCE ON WEST SIDE OF SOCCER FIELDS.

**LEGEND:**

1	RETO CONCRETE CURB
2	RETO ALUMINUM FENCE
3	RETO 8" THICK CONCRETE SIDEWALK
4	RETO SOCCER GOAL
5	RETO HANDICAP RAMP
6	RETO ADJAC. PARKING SIGN
7	RETO ARTIFICIAL TURF
8	RETO SOCCER
9	RETO TRUNCATED DOME
10	RETO ADJAC. PARKING SIGN
11	RETO ADJAC. PARKING SIGN

- GENERAL REMARKS:**
- REMOVED ELECTRICAL CONDUIT & DELETED NOTE FROM LEGEND.
  - ADJUSTED BENCH & TRASH RECEPTACLE LAYOUT AND CONCRETE PAD DIMENSIONS.
  - REMOVED A PORTION OF FENCE AND GATES.
  - REMOVED SIDEWALK LAYOUT AND DELETED BLEACHERS AND CONCRETE BLEACHER PADS.
  - REMOVED PARKING AREA TO ADD 2 HANDICAP PARKING SPACES.
  - REMOVED GATE LABELS.
  - ADDED ELECTRICAL CONCRETE PAD.





**DESIGN NOTES**

1. THE LIGHTING POLE FOUNDATION IS SHOWN FOR INFORMATION ONLY. THE POLE FOUNDATION SHALL BE DESIGNED BY A LICENSED PROFESSIONAL ENGINEER. THE POLES SHALL BE SUBMITTED TO THE ENGINEER FOR APPROVAL.

2. THE FOUNDATION SHALL BE DESIGNED TO WITHSTAND A 150 MPH WIND SPEED WITH A 3 SECOND GUST.

**POLE IDENTIFICATION AND RESULTANT FORCES**

POLE NO.	TYPE	HEIGHT	WIND SPEED	WIND DIRECTION	WIND PRESSURE	WIND FORCE	WIND MOMENT
1	1	10'-0"	150 MPH	90°	0.0025	1.5 kips	15.0 k-ft
2	1	10'-0"	150 MPH	180°	0.0025	1.5 kips	15.0 k-ft
3	1	10'-0"	150 MPH	270°	0.0025	1.5 kips	15.0 k-ft
4	1	10'-0"	150 MPH	360°	0.0025	1.5 kips	15.0 k-ft

**PRECAST BASE ID FOR FILE CAP**

ITEM	DESCRIPTION	QUANTITY	UNIT
1	1'-0" GALV. PLATE	1	SQ. FT.
2	1'-0" GALV. RAILING	1	LINEAL FT.
3	1'-0" GALV. PLATE	1	SQ. FT.
4	1'-0" GALV. RAILING	1	LINEAL FT.

**CONCRETE REINFORCEMENT NOTES**

1. ALL REINFORCEMENT SHALL BE 4" DIA. BARS.

2. ALL REINFORCEMENT SHALL BE 12" ON CENTER.

3. ALL REINFORCEMENT SHALL BE 18" ON CENTER.

4. ALL REINFORCEMENT SHALL BE 24" ON CENTER.

5. ALL REINFORCEMENT SHALL BE 30" ON CENTER.


6. ALL REINFORCEMENT SHALL BE 36" ON CENTER.

7. ALL REINFORCEMENT SHALL BE 42" ON CENTER.

8. ALL REINFORCEMENT SHALL BE 48" ON CENTER.


9. ALL REINFORCEMENT SHALL BE 54" ON CENTER.

10. ALL REINFORCEMENT SHALL BE 60" ON CENTER.



**FILE CAP SCHEDULE**

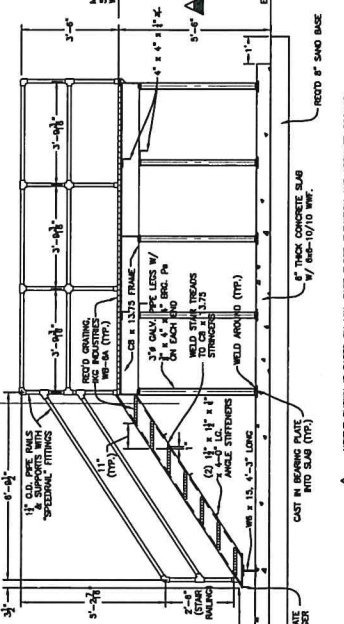
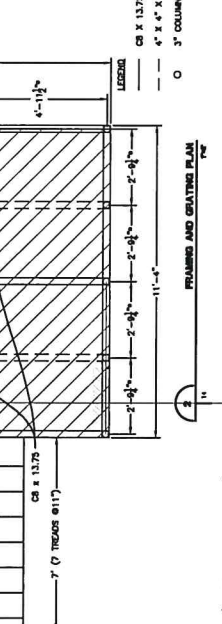
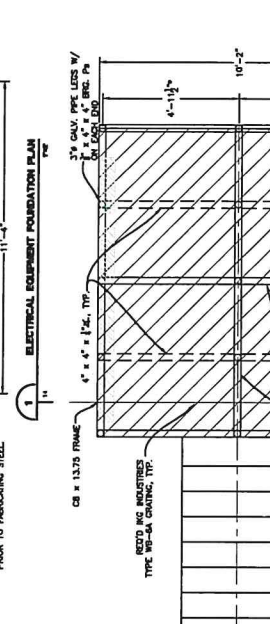
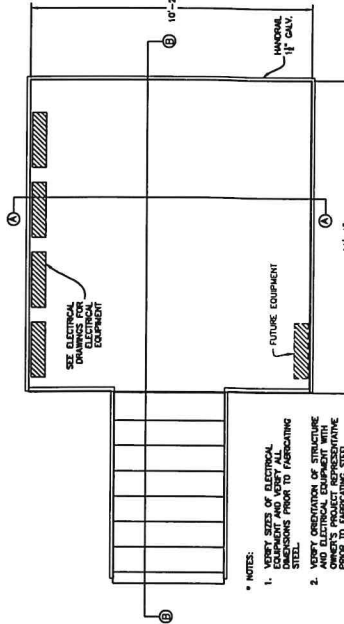
ITEM	DESCRIPTION	QUANTITY	UNIT
1	1'-0" GALV. PLATE	1	SQ. FT.
2	1'-0" GALV. RAILING	1	LINEAL FT.
3	1'-0" GALV. PLATE	1	SQ. FT.
4	1'-0" GALV. RAILING	1	LINEAL FT.



**NOTES:**

1. THE LIGHTING POLE FOUNDATION IS SHOWN FOR INFORMATION ONLY. THE POLE FOUNDATION SHALL BE DESIGNED BY A LICENSED PROFESSIONAL ENGINEER. THE POLES SHALL BE SUBMITTED TO THE ENGINEER FOR APPROVAL.

2. THE FOUNDATION SHALL BE DESIGNED TO WITHSTAND A 150 MPH WIND SPEED WITH A 3 SECOND GUST.



**NOTES:**

1. THE LIGHTING POLE FOUNDATION IS SHOWN FOR INFORMATION ONLY. THE POLE FOUNDATION SHALL BE DESIGNED BY A LICENSED PROFESSIONAL ENGINEER. THE POLES SHALL BE SUBMITTED TO THE ENGINEER FOR APPROVAL.

2. THE FOUNDATION SHALL BE DESIGNED TO WITHSTAND A 150 MPH WIND SPEED WITH A 3 SECOND GUST.

PERFORMANCE	REQUIREMENTS	NOTES
REF. SAMPLES (NON-REACTIVE)	FIELD #3	FIELD #6
ADDITIONAL	30	50
MIN	25	28
MAX	62	64
MAX / MIN	2.48	2.27
STD. DEV.	1.34	1.23


[illegible][illegible]

ELECTRICAL  
SITE PLAN  
SCALE: 1" = 30'-0"

2008	2007	2006	2005	2004	2003	2002	2001	2000	1999	1998	1997	1996	1995	1994	1993	1992	1991	1990	1989	1988	1987	1986	1985	1984	1983	1982	1981	1980	1979	1978	1977	1976	1975	1974	1973	1972	1971	1970	1969	1968	1967	1966	1965	1964	1963	1962	1961	1960	1959	1958	1957	1956	1955	1954	1953	1952	1951	1950	1949	1948	1947	1946	1945	1944	1943	1942	1941	1940	1939	1938	1937	1936	1935	1934	1933	1932	1931	1930	1929	1928	1927	1926	1925	1924	1923	1922	1921	1920	1919	1918	1917	1916	1915	1914	1913	1912	1911	1910	1909	1908	1907	1906	1905	1904	1903	1902	1901	1900	1899	1898	1897	1896	1895	1894	1893	1892	1891	1890	1889	1888	1887	1886	1885	1884	1883	1882	1881	1880	1879	1878	1877	1876	1875	1874	1873	1872	1871	1870	1869	1868	1867	1866	1865	1864	1863	1862	1861	1860	1859	1858	1857	1856	1855	1854	1853	1852	1851	1850	1849	1848	1847	1846	1845	1844	1843	1842	1841	1840	1839	1838	1837	1836	1835	1834	1833	1832	1831	1830	1829	1828	1827	1826	1825	1824	1823	1822	1821	1820	1819	1818	1817	1816	1815	1814	1813	1812	1811	1810	1809	1808	1807	1806	1805	1804	1803	1802	1801	1800	1799	1798	1797	1796	1795	1794	1793	1792	1791	1790	1789	1788	1787	1786	1785	1784	1783	1782	1781	1780	1779	1778	1777	1776	1775	1774	1773	1772	1771	1770	1769	1768	1767	1766	1765	1764	1763	1762	1761	1760	1759	1758	1757	1756	1755	1754	1753	1752	1751	1750	1749	1748	1747	1746	1745	1744	1743	1742	1741	1740	1739	1738	1737	1736	1735	1734	1733	1732	1731	1730	1729	1728	1727	1726	1725	1724	1723	1722	1721	1720	1719	1718	1717	1716	1715	1714	1713	1712	1711	1710	1709	1708	1707	1706	1705	1704	1703	1702	1701	1700	1699	1698	1697	1696	1695	1694	1693	1692	1691	1690	1689	1688	1687	1686	1685	1684	1683	1682	1681	1680	1679	1678	1677	1676	1675	1674	1673	1672	1671	1670	1669	1668	1667	1666	1665	1664	1663	1662	1661	1660	1659	1658	1657	1656	1655	1654	1653	1652	1651	1650	1649	1648	1647	1646	1645	1644	1643	1642	1641	1640	1639	1638	1637	1636	1635	1634	1633	1632	1631	1630	1629	1628	1627	1626	1625	1624	1623	1622	1621	1620	1619	1618	1617	1616	1615	1614	1613	1612	1611	1610	1609	1608	1607	1606	1605	1604	1603	1602	1601	1600</
------	------	------	------	------	------	------	------	------	------	------	------	------	------	------	------	------	------	------	------	------	------	------	------	------	------	------	------	------	------	------	------	------	------	------	------	------	------	------	------	------	------	------	------	------	------	------	------	------	------	------	------	------	------	------	------	------	------	------	------	------	------	------	------	------	------	------	------	------	------	------	------	------	------	------	------	------	------	------	------	------	------	------	------	------	------	------	------	------	------	------	------	------	------	------	------	------	------	------	------	------	------	------	------	------	------	------	------	------	------	------	------	------	------	------	------	------	------	------	------	------	------	------	------	------	------	------	------	------	------	------	------	------	------	------	------	------	------	------	------	------	------	------	------	------	------	------	------	------	------	------	------	------	------	------	------	------	------	------	------	------	------	------	------	------	------	------	------	------	------	------	------	------	------	------	------	------	------	------	------	------	------	------	------	------	------	------	------	------	------	------	------	------	------	------	------	------	------	------	------	------	------	------	------	------	------	------	------	------	------	------	------	------	------	------	------	------	------	------	------	------	------	------	------	------	------	------	------	------	------	------	------	------	------	------	------	------	------	------	------	------	------	------	------	------	------	------	------	------	------	------	------	------	------	------	------	------	------	------	------	------	------	------	------	------	------	------	------	------	------	------	------	------	------	------	------	------	------	------	------	------	------	------	------	------	------	------	------	------	------	------	------	------	------	------	------	------	------	------	------	------	------	------	------	------	------	------	------	------	------	------	------	------	------	------	------	------	------	------	------	------	------	------	------	------	------	------	------	------	------	------	------	------	------	------	------	------	------	------	------	------	------	------	------	------	------	------	------	------	------	------	------	------	------	------	------	------	------	------	------	------	------	------	------	------	------	------	------	------	------	------	------	------	------	------	------	------	------	------	------	------	------	------	------	------	------	------	------	------	------	------	------	------	------	------	------	------	------	------	------	------	------	------	------	------	------	------	------	--------



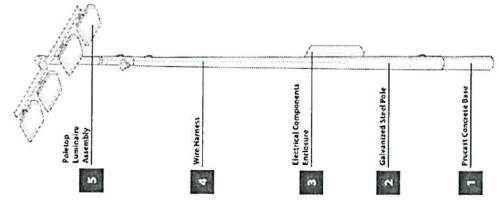
**Meyer Engineers, Ltd.**  
 4937 Hearsh Street, Suite 1B, Metairie, Louisiana 70001  
 Phone: 504.885.9892, Fax: 504.887.5056  
 Website: www.meyer-e.com



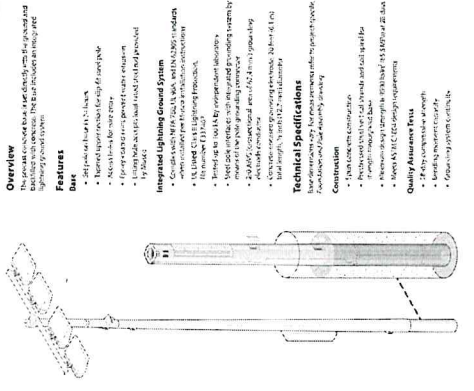
JEFFERSON PARISH COUNCIL, OWNER  
 SOCCER FIELDS  
 LAFRENIERE PARK UPGRADE  
 ELECTRICAL SCHEDULES AND DETAILS

**TLC for LED**

**5 Easy Pieces™**  
 Complete System from  
 Foundation to Polestop  
 Features include: precast, self-bored  
 foundation; galvanized steel pole;  
 electrical components; wire harness;  
 integrated lighting assembly



**TLC for LED - Precast Concrete Base**



**Overview**  
 The precast concrete base is a self-boring foundation for ground and lighting fixture assembly.

**Features**

- Self-boring foundation for ground and lighting fixture assembly.
- No need for concrete pour.
- Integrated lighting fixture assembly.
- Integrated wiring conduit system.
- Concrete base is precast and finished with a smooth, durable finish.
- Concrete base is precast and finished with a smooth, durable finish.

**Technical Specifications**

- Base is precast concrete, 18" x 18" x 24" (457 x 457 x 609.6 mm).
- Base is precast concrete, 18" x 18" x 24" (457 x 457 x 609.6 mm).
- Base is precast concrete, 18" x 18" x 24" (457 x 457 x 609.6 mm).

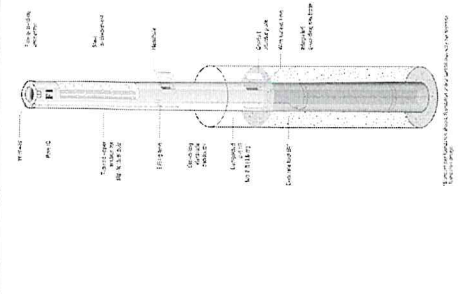
**Construction**

- The base is precast concrete.
- The base is precast concrete.
- The base is precast concrete.

**Quality Assurance Tests**

- The base is precast concrete.
- The base is precast concrete.
- The base is precast concrete.

**TLC for LED - Precast Concrete Base**



**Overview**  
 The precast concrete base is a self-boring foundation for ground and lighting fixture assembly.

**Features**

- Self-boring foundation for ground and lighting fixture assembly.
- No need for concrete pour.
- Integrated lighting fixture assembly.
- Integrated wiring conduit system.
- Concrete base is precast and finished with a smooth, durable finish.
- Concrete base is precast and finished with a smooth, durable finish.

**Technical Specifications**

- Base is precast concrete, 18" x 18" x 24" (457 x 457 x 609.6 mm).
- Base is precast concrete, 18" x 18" x 24" (457 x 457 x 609.6 mm).
- Base is precast concrete, 18" x 18" x 24" (457 x 457 x 609.6 mm).

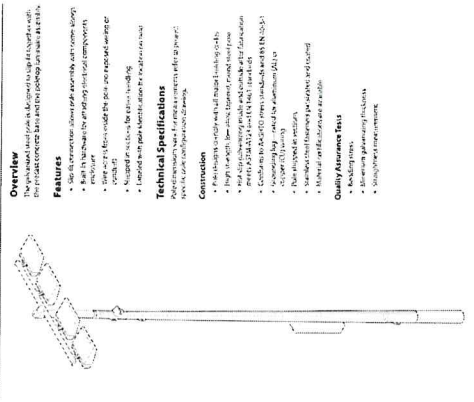
**Construction**

- The base is precast concrete.
- The base is precast concrete.
- The base is precast concrete.

**Quality Assurance Tests**

- The base is precast concrete.
- The base is precast concrete.
- The base is precast concrete.

**TLC for LED - Galvanized Steel Pole**



**Overview**  
 The galvanized steel pole is a self-boring foundation for ground and lighting fixture assembly.

**Features**

- Self-boring foundation for ground and lighting fixture assembly.
- No need for concrete pour.
- Integrated lighting fixture assembly.
- Integrated wiring conduit system.
- Concrete base is precast and finished with a smooth, durable finish.
- Concrete base is precast and finished with a smooth, durable finish.

**Technical Specifications**

- Pole is galvanized steel, 2" x 2" x 1/4" (50.8 x 50.8 x 6.35 mm).
- Pole is galvanized steel, 2" x 2" x 1/4" (50.8 x 50.8 x 6.35 mm).
- Pole is galvanized steel, 2" x 2" x 1/4" (50.8 x 50.8 x 6.35 mm).

**Construction**

- The pole is galvanized steel.
- The pole is galvanized steel.
- The pole is galvanized steel.

**Quality Assurance Tests**

- The pole is galvanized steel.
- The pole is galvanized steel.
- The pole is galvanized steel.

**TLC for LED - Galvanized Steel Pole**



**Overview**  
 The galvanized steel pole is a self-boring foundation for ground and lighting fixture assembly.

**Features**

- Self-boring foundation for ground and lighting fixture assembly.
- No need for concrete pour.
- Integrated lighting fixture assembly.
- Integrated wiring conduit system.
- Concrete base is precast and finished with a smooth, durable finish.
- Concrete base is precast and finished with a smooth, durable finish.

**Technical Specifications**

- Pole is galvanized steel, 2" x 2" x 1/4" (50.8 x 50.8 x 6.35 mm).
- Pole is galvanized steel, 2" x 2" x 1/4" (50.8 x 50.8 x 6.35 mm).
- Pole is galvanized steel, 2" x 2" x 1/4" (50.8 x 50.8 x 6.35 mm).

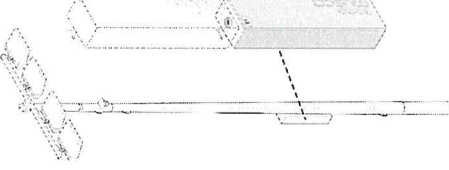
**Construction**

- The pole is galvanized steel.
- The pole is galvanized steel.
- The pole is galvanized steel.

**Quality Assurance Tests**

- The pole is galvanized steel.
- The pole is galvanized steel.
- The pole is galvanized steel.

**TLC for LED - Electrical Components Enclosure**



**Overview**  
 The electrical components enclosure is a self-boring foundation for ground and lighting fixture assembly.

**Features**

- Self-boring foundation for ground and lighting fixture assembly.
- No need for concrete pour.
- Integrated lighting fixture assembly.
- Integrated wiring conduit system.
- Concrete base is precast and finished with a smooth, durable finish.
- Concrete base is precast and finished with a smooth, durable finish.

**Technical Specifications**

- Enclosure is galvanized steel, 18" x 18" x 24" (457 x 457 x 609.6 mm).
- Enclosure is galvanized steel, 18" x 18" x 24" (457 x 457 x 609.6 mm).
- Enclosure is galvanized steel, 18" x 18" x 24" (457 x 457 x 609.6 mm).

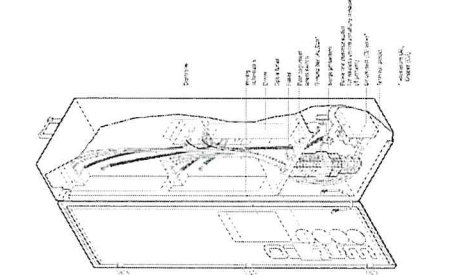
**Construction**

- The enclosure is galvanized steel.
- The enclosure is galvanized steel.
- The enclosure is galvanized steel.

**Quality Assurance Tests**

- The enclosure is galvanized steel.
- The enclosure is galvanized steel.
- The enclosure is galvanized steel.

**TLC for LED - Electrical Components Enclosure**



**Overview**  
 The electrical components enclosure is a self-boring foundation for ground and lighting fixture assembly.

**Features**

- Self-boring foundation for ground and lighting fixture assembly.
- No need for concrete pour.
- Integrated lighting fixture assembly.
- Integrated wiring conduit system.
- Concrete base is precast and finished with a smooth, durable finish.
- Concrete base is precast and finished with a smooth, durable finish.

**Technical Specifications**

- Enclosure is galvanized steel, 18" x 18" x 24" (457 x 457 x 609.6 mm).
- Enclosure is galvanized steel, 18" x 18" x 24" (457 x 457 x 609.6 mm).
- Enclosure is galvanized steel, 18" x 18" x 24" (457 x 457 x 609.6 mm).

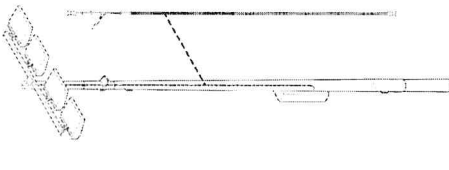
**Construction**

- The enclosure is galvanized steel.
- The enclosure is galvanized steel.
- The enclosure is galvanized steel.

**Quality Assurance Tests**

- The enclosure is galvanized steel.
- The enclosure is galvanized steel.
- The enclosure is galvanized steel.

**TLC for LED - Wire Harness**



**Overview**  
 The wire harness is a self-boring foundation for ground and lighting fixture assembly.

**Features**

- Self-boring foundation for ground and lighting fixture assembly.
- No need for concrete pour.
- Integrated lighting fixture assembly.
- Integrated wiring conduit system.
- Concrete base is precast and finished with a smooth, durable finish.
- Concrete base is precast and finished with a smooth, durable finish.

**Technical Specifications**

- Harness is galvanized steel, 18" x 18" x 24" (457 x 457 x 609.6 mm).
- Harness is galvanized steel, 18" x 18" x 24" (457 x 457 x 609.6 mm).
- Harness is galvanized steel, 18" x 18" x 24" (457 x 457 x 609.6 mm).

**Construction**

- The harness is galvanized steel.
- The harness is galvanized steel.
- The harness is galvanized steel.

**Quality Assurance Tests**

- The harness is galvanized steel.
- The harness is galvanized steel.
- The harness is galvanized steel.

REV	DATE	BY	CHKD	APPD
1	08/27/2020	RAS/AB	RAS/AB	

**DETAILS OF FIXTURE / POLE ASSEMBLY**



**Overview**

The **Internet of Things** (IoT) is a network of physical objects (things) that are embedded with sensors, software, and other technologies to connect and exchange data with other devices and systems over the Internet.

**Key Features:**

- **Ubiquitous Connectivity:** IoT devices are connected to the Internet almost everywhere, anytime.
- **Interoperability:** IoT devices can communicate with each other and with other systems.
- **Automation:** IoT devices can perform tasks automatically without human intervention.
- **Scalability:** IoT networks can grow to include millions of devices.
- **Security:** IoT devices are vulnerable to cyberattacks, so security is a major concern.

**Applications:**

- **Smart Homes:** IoT devices can be used to control home appliances, lighting, and security systems.
- **Healthcare:** IoT devices can be used to monitor patients' health and provide remote care.
- **Manufacturing:** IoT devices can be used to optimize production processes and reduce downtime.
- **Transportation:** IoT devices can be used to track vehicles, optimize routes, and improve traffic flow.
- **Smart Cities:** IoT devices can be used to manage city resources, improve public safety, and enhance the quality of life.

**Technical Specifications**

**Connectivity:**

- **Protocols:** MQTT, CoAP, HTTP, HTTPS, FTP, SFTP, SSH, Telnet, etc.
- **Standards:** IEEE 802.11, IEEE 802.15.4, IEEE 802.16, IEEE 802.20, IEEE 802.3, IEEE 802.4, IEEE 802.5, IEEE 802.6, IEEE 802.7, IEEE 802.8, IEEE 802.9, IEEE 802.10, IEEE 802.11, IEEE 802.12, IEEE 802.13, IEEE 802.14, IEEE 802.15, IEEE 802.16, IEEE 802.17, IEEE 802.18, IEEE 802.19, IEEE 802.20, IEEE 802.21, IEEE 802.22, IEEE 802.23, IEEE 802.24, IEEE 802.25, IEEE 802.26, IEEE 802.27, IEEE 802.28, IEEE 802.29, IEEE 802.30, IEEE 802.31, IEEE 802.32, IEEE 802.33, IEEE 802.34, IEEE 802.35, IEEE 802.36, IEEE 802.37, IEEE 802.38, IEEE 802.39, IEEE 802.40, IEEE 802.41, IEEE 802.42, IEEE 802.43, IEEE 802.44, IEEE 802.45, IEEE 802.46, IEEE 802.47, IEEE 802.48, IEEE 802.49, IEEE 802.50, IEEE 802.51, IEEE 802.52, IEEE 802.53, IEEE 802.54, IEEE 802.55, IEEE 802.56, IEEE 802.57, IEEE 802.58, IEEE 802.59, IEEE 802.60, IEEE 802.61, IEEE 802.62, IEEE 802.63, IEEE 802.64, IEEE 802.65, IEEE 802.66, IEEE 802.67, IEEE 802.68, IEEE 802.69, IEEE 802.70, IEEE 802.71, IEEE 802.72, IEEE 802.73, IEEE 802.74, IEEE 802.75, IEEE 802.76, IEEE 802.77, IEEE 802.78, IEEE 802.79, IEEE 802.80, IEEE 802.81, IEEE 802.82, IEEE 802.83, IEEE 802.84, IEEE 802.85, IEEE 802.86, IEEE 802.87, IEEE 802.88, IEEE 802.89, IEEE 802.90, IEEE 802.91, IEEE 802.92, IEEE 802.93, IEEE 802.94, IEEE 802.95, IEEE 802.96, IEEE 802.97, IEEE 802.98, IEEE 802.99, IEEE 802.100, IEEE 802.101, IEEE 802.102, IEEE 802.103, IEEE 802.104, IEEE 802.105, IEEE 802.106, IEEE 802.107, IEEE 802.108, IEEE 802.109, IEEE 802.110, IEEE 802.111, IEEE 802.112, IEEE 802.113, IEEE 802.114, IEEE 802.115, IEEE 802.116, IEEE 802.117, IEEE 802.118, IEEE 802.119, IEEE 802.120, IEEE 802.121, IEEE 802.122, IEEE 802.123, IEEE 802.124, IEEE 802.125, IEEE 802.126, IEEE 802.127, IEEE 802.128, IEEE 802.129, IEEE 802.130, IEEE 802.131, IEEE 802.132, IEEE 802.133, IEEE 802.134, IEEE 802.135, IEEE 802.136, IEEE 802.137, IEEE 802.138, IEEE 802.139, IEEE 802.140, IEEE 802.141, IEEE 802.142, IEEE 802.143, IEEE 802.144, IEEE 802.145, IEEE 802.146, IEEE 802.147, IEEE 802.148, IEEE 802.149, IEEE 802.150, IEEE 802.151, IEEE 802.152, IEEE 802.153, IEEE 802.154, IEEE 802.155, IEEE 802.156, IEEE 802.157, IEEE 802.158, IEEE 802.159, IEEE 802.160, IEEE 802.161, IEEE 802.162, IEEE 802.163, IEEE 802.164, IEEE 802.165, IEEE 802.166, IEEE 802.167, IEEE 802.168, IEEE 802.169, IEEE 802.170, IEEE 802.171, IEEE 802.172, IEEE 802.173, IEEE 802.174, IEEE 802.175, IEEE 802.176, IEEE 802.177, IEEE 802.178, IEEE 802.179, IEEE 802.180, IEEE 802.181, IEEE 802.182, IEEE 802.183, IEEE 802.184, IEEE 802.185, IEEE 802.186, IEEE 802.187, IEEE 802.188, IEEE 802.189, IEEE 802.190, IEEE 802.191, IEEE 802.192, IEEE 802.193, IEEE 802.194, IEEE 802.195, IEEE 802.196, IEEE 802.197, IEEE 802.198, IEEE 802.199, IEEE 802.200, IEEE 802.201, IEEE 802.202, IEEE 802.203, IEEE 802.204, IEEE 802.205, IEEE 802.206, IEEE 802.207, IEEE 802.208, IEEE 802.209, IEEE 802.210, IEEE 802.211, IEEE 802.212, IEEE 802.213, IEEE 802.214, IEEE 802.215, IEEE 802.216, IEEE 802.217, IEEE 802.218, IEEE 802.219, IEEE 802.220, IEEE 802.221, IEEE 802.222, IEEE 802.223, IEEE 802.224, IEEE 802.225, IEEE 802.226, IEEE 802.227, IEEE 802.228, IEEE 802.229, IEEE 802.230, IEEE 802.231, IEEE 802.232, IEEE 802.233, IEEE 802.234, IEEE 802.235, IEEE 802.236, IEEE 802.237, IEEE 802.238, IEEE 802.239, IEEE 802.240, IEEE 802.241, IEEE 802.242, IEEE 802.243, IEEE 802.244, IEEE 802.245, IEEE 802.246, IEEE 802.247, IEEE 802.248, IEEE 802.249, IEEE 802.250, IEEE 802.251, IEEE 802.252, IEEE 802.253, IEEE 802.254, IEEE 802.255, IEEE 802.256, IEEE 802.257, IEEE 802.258, IEEE 802.259, IEEE 802.260, IEEE 802.261, IEEE 802.262, IEEE 802.263, IEEE 802.264, IEEE 802.265, IEEE 802.266, IEEE 802.267, IEEE 802.268, IEEE 802.269, IEEE 802.270, IEEE 802.271, IEEE 802.272, IEEE 802.273, IEEE 802.274, IEEE 802.275, IEEE 802.276, IEEE 802.277, IEEE 802.278, IEEE 802.279, IEEE 802.280, IEEE 802.281, IEEE 802.282, IEEE 802.283, IEEE 802.284, IEEE 802.285, IEEE 802.286, IEEE 802.287, IEEE 802.288, IEEE 802.289, IEEE 802.290, IEEE 802.291, IEEE 802.292, IEEE 802.293, IEEE 802.294, IEEE 802.295, IEEE 802.296, IEEE 802.297, IEEE 802.298, IEEE 802.299, IEEE 802.300, IEEE 802.301, IEEE 802.302, IEEE 802.303, IEEE 802.304, IEEE 802.305, IEEE 802.306, IEEE 802.307, IEEE 802.308, IEEE 802.309, IEEE 802.310, IEEE 802.311, IEEE 802.312, IEEE 802.313, IEEE 802.314, IEEE 802.315, IEEE 802.316, IEEE 802.317, IEEE 802.318, IEEE 802.319, IEEE 802.320, IEEE 802.321, IEEE 802.322, IEEE 802.323, IEEE 802.324, IEEE 802.325, IEEE 802.326, IEEE 802.327, IEEE 802.328, IEEE 802.329, IEEE 802.330, IEEE 802.331, IEEE 802.332, IEEE 802.333, IEEE 802.334, IEEE 802.335, IEEE 802.336, IEEE 802.337, IEEE 802.338, IEEE 802.339, IEEE 802.340, IEEE 802.341, IEEE 802.342, IEEE 802.343, IEEE 802.344, IEEE 802.345, IEEE 802.346, IEEE 802.347, IEEE 802.348, IEEE 802.349, IEEE 802.350, IEEE 802.351, IEEE 802.352, IEEE 802.353, IEEE 802.354, IEEE 802.355, IEEE 802.356, IEEE 802.357, IEEE 8

NOT TO SCALE

[illegible][illegible]

## NOTES:

1 EQUIPMENT ON P&S SHALL BE MONITORED ON GALVANIZED STEEL COLUMNS

MEYER ENGINEERS, LTD.

MEMORANDUM

PROJECT NO: 20-1925

PROJECT NAME: Lafreniere Park Upgrade Soccer Fields

DATE: 06-26-2020 BY: MAS

PHONE CALL: ☒ MEETING: ☐

NUMBER: 504-323-1800 LOCATION: \_\_\_\_\_

TO: Meeting ID: 17366690 ATTENDING: See Sign-In Sheet

COMMENTS:

A pre-bid meeting was held via teleconference. Donna Reamey started the meeting by taking role of the telephone participants and reviewed the Jefferson Parish requirements for submitting a bid for the project. After, Mark Schutt gave an overview of the project. Then some contractor questions/discussions followed which included the following:

1. The project is not tax exempt.
2. Existing trees in the footprint of the fields will be removed by the Owner prior to the start of construction.
3. There was discussion regarding getting the field tested to meet FIFA requirements and getting the FIFA certificate for the field. Meyer will verify with Owner and will clarify by addendum.
4. Question: When is the addendum with the lighting information going to be issued, and will the bid date be moved?  
Response: The A/E is planning on issuing the addendum the following week. When the addendum is issued, it will be decided if it is necessary to move the bid date.
5. The park is open during the day, and contractors can visit the site for inspection.

DISTRIBUTION: RCM

\_\_\_\_\_  
\_\_\_\_\_  
\_\_\_\_\_

**Sheet # 1**

**PRE-BID CONFERENCE SIGN-IN SHEET**

BID #:50-130941  
 DESCRIPTION: LAFTENIERE PARK SOCCER FIELDS UPGRADE  
 LOCATION: Teleconference Dial in 504-323-1800 meeting ID # 17366690  
 DATE AND TIME: 6/26/2020 @ 10:00AM  
 START TIME: 10:00 STOP TIME: 10:41

COMPANY NAME/ADDRESS	COMPANY REPRESENTATIVE	PHONE/FAX NO.	EMAIL ADDRESS	SIGN-IN TIME
Markschutt	Meyers Engineers, LTD	504-885-9892	<a href="mailto:mschutt@meyer-e-l.com">mschutt@meyer-e-l.com</a>	
Jerry Schmidt	Jefferson Parish Parks & Recreation			
Paul Mattingly	Cycle Construction	504-467-1444	<a href="mailto:estimating@cycleconstruction.com">estimating@cycleconstruction.com</a>	
John Hayes	Lafreniere Park			
Paul Clark	Lafreniere Park			
Sharon Hall	Paragon Sports Contractors	214-663-8511	<a href="mailto:shall@paragon-contractors.com">shall@paragon-contractors.com</a>	
Roberto Sanchez	T3 Global Projects	225-439-4829	<a href="mailto:roberto@t3globalprojects.com">roberto@t3globalprojects.com</a>	
Andre Borne	T3 Global Projects	225-763-1349	<a href="mailto:andre@t3globalprojects.com">andre@t3globalprojects.com</a>	

**Sheet # 2**

**PRE-BID CONFERENCE SIGN-IN SHEET**

BID #:50-130941  
 DESCRIPTION: LAFTENIERE PARK SOCCER FIELDS UPGRADE  
 LOCATION: Teleconference Dial in 504-323-1800 meeting ID # 17366690  
 DATE AND TIME: 6/26/2020 @ 10:00AM  
 START TIME: 10:00 STOP TIME: 10:41

COMPANY NAME/ADDRESS	COMPANY REPRESENTATIVE	PHONE/FAX NO.	EMAIL ADDRESS	SIGN-IN TIME
Lucas Board	T3 Global Projects	225-316-8784	<a href="mailto:Lucas@T3globalprojects.com">Lucas@T3globalprojects.com</a>	
Blaine Frischertz	RCI	985-643-2427	<a href="mailto:estimating@rotoloconsultants.com">estimating@rotoloconsultants.com</a>	
Patty Ray	Kort's Construction Services	985-898-0732	<a href="mailto:Prav@kortsconstructionservices.com">Prav@kortsconstructionservices.com</a>	
Parker Lohman	Sports Contractors Unlimited	601-850-8935	<a href="mailto:elohman@sculc.com">elohman@sculc.com</a>	
Mark Driver	Next Generation Sports LLC	314-346-9899	<a href="mailto:Mark@nextgensports.us">Mark@nextgensports.us</a>	
Wynn Vinson	Shaw Sports Turf	601-416-4767	<a href="mailto:wynn.vinson@shawinc.com">wynn.vinson@shawinc.com</a>	
Speizio stowers	Astro Turf	404-424-3280	<a href="mailto:ssowers@astroturf.com">ssowers@astroturf.com</a>	
Patrick Rowend	Tuna Construction	504-305-2969	<a href="mailto:bids@tunaconstruction.com">bids@tunaconstruction.com</a>	



**Sheet # 3**

**PRE-BID CONFERENCE SIGN-IN SHEET**

DESCRIPTION: LAFTENIERE PARK SOCCER FIELDS UPGRADE

BID #:50-130941 LOCATION: Teleconference Dial in 504-323-1800 meeting ID # 17366690

DATE AND TIME: 6/26/2020 @ 10:00AM

START TIME: 10:00 STOP TIME: 10:41

COMPANY NAME/ADDRESS	COMPANY REPRESENTATIVE	PHONE/FAX NO.	EMAIL ADDRESS	SIGN-IN TIME
Carl Sapellas	Astro Turf	216-409-7602	Csapellas@Astroturf.com	
Ethan Landry	Jefferson Parish Parks & Recreation			
Donna Reamey	Jefferson Parish Purchasing	504-364-2684	Dreamey@jeffparish.net	

## **IMPORTANT NOTICE TO ALL BIDDERS – BID REQUIREMENTS**

### **A. LOUISIANA CONTRACTOR'S LICENSE FOR THIS PROJECT**

**Must be in the following category:**

### **RECREATION & SPORTING FACILITIES & GOLF AND/OR HIGHWAY, STREET AND BRIDGE CONSTRUCTION**

### **B. Previous Contract Cap (Public Work Maintenance Contract):**

RANGE OF THE PROBABLE CONSTRUCTION COST FOR BASE BID: \$1,000,000 - \$2,500,000

RANGE OF THE PROBABLE CONSTRUCTION COST FOR ALTERNATE NO. 1:

RANGE OF THE PROBABLE CONSTRUCTION COST FOR ALTERNATE NO. 2:

RANGE OF THE PROBABLE CONSTRUCTION COST FOR ALTERNATE NO. 3:

### **C. TIMELINES**

Except as where provided by law, Bidder agrees that this bid shall be legally binding and may not be withdrawn for a period of forty-five (45) calendar days after the scheduled closing time for receiving bids. In the event the Owner issues the Letter of Award (copy of adopted resolution awarding bid by Jefferson Parish Council) during this period, the bid accepted shall continue to remain binding pending execution of the Contract.

Bidder agrees to execute the ensuing Contract and will deliver applicable Bonds to secure the faithful performance thereof.

**PROTESTS:** Only those vendors that submit bids in response to this solicitation may protest any element of the procurement, in writing to the Director of the Purchasing Department. Written protest must be received within 48 hours of the release of the bid tabulation by the Purchasing Department. After consultation, the Parish Attorney's Office will then respond to protests in writing. (For more information, please see Chapter 2, Article VII, Division 2, Sec. 2-914.1 of the Jefferson Parish Code of Ordinances.)

Upon full execution of the Contract and receiving a written notice to proceed, the Bidder agrees that all work shall be completed as follows:

Substantial Completion will be within One Hundred Twenty (120) consecutive calendar days from Notice to Proceed. For lost production days due to inclement weather refer to Section 01252 – Weather Days.

### **D. LIQUIDATED DAMAGES**

In accordance with Resolutions 113646 and 113647, Bidder agrees to pay, as liquidated damages, the sum of Eighty (\$80.00) for: (1) each consecutive calendar day after the agreed date of completion that the work remains substantially incomplete, or (2) each consecutive calendar day after substantial completion that the work has not been finally completed.

In addition to, but not in lieu of the per diem liquidated damages, Owner shall also be entitled to recover from Contractor or Contractor's Surety additional liquidated damages as detailed in Resolutions 113646 and 113647. These additional liquidated damages may include, but are not limited to the following, in the amounts and for each of the items identified in the Supplementary Conditions:

- (1) Extended architectural and/or engineering fees \$792.00/DAY;
- (2) Extended Resident Project Representative fees \$560.00/DAY;
- (3) Extended construction management fees \$960.00/DAY;

- (4) Extended Owner's overhead and personnel expenses \$792.00/DAY; and
- (5) Owner's other costs directly related to the delay in completion beyond the Contract Times.

Also, in accordance with Section 6.02, "Labor; Working Hours," whenever Contractor's work requires inspections in excess of the budgeted amount for inspection, Contractor shall reimburse Owner for the additional costs incurred by the Owner attributable to inspection of the contracted project in excess of the budgeted amount for inspections.

In accordance with the terms of the Engineer's agreement with the Owner, the average hourly rate to be charged for resident inspection for this construction project is \$80.00 and the reasonable budget for such inspections is \$40,000.00 (the overtime rates shall be \$92.00 per hour). The cost of inspection in excess of this budgeted amount shall be assessed against Contractor's progress payments, all in accordance with LSA R.S. 38:2216(L)(2).

**E. METHODS OF BID SUBMISSION**

- 1) Online at no charge via Jefferson Parish's electronic procurement page by visiting [www.ieffparishbids.net](http://www.ieffparishbids.net) Registration and use of this site is free to Jefferson Parish vendors.
- 2) West Bank Purchasing Department, Suite 4400, Jefferson Parish General Government Building, 200 Derbigny Street, Gretna, LA 70053.  
Office Hours: Monday-Friday, 8:30AM-4:30PM
- 3) East Bank Purchasing Department, Suite 404, Jefferson Parish Joseph S. Yenni Building, 1221 Elmwood Park Blvd., Jefferson, LA 70123. However, if submitting bids on the day of bid opening, bidders must submit at the West Bank location only. All bids submitted for this project will be publicly opened at the West Bank location on the date and time advertised for bid opening.  
Office Hours: Monday-Friday, 8:30AM-4:30PM

**F. ETHICAL STANDARDS AND COOPERATION WITH THE OFFICE OF THE INSPECTOR GENERAL, INCLUDING CONFLICTS OF INTEREST**

Vendor agrees by bid submission to comply with all provisions of Louisiana Law as well as compliance with the Jefferson Parish Code of Ordinances, Louisiana Code of Ethics, as published on <http://ethics.la.gov> and applicable Jefferson Parish ethical standards and Jefferson Parish Resolution No. 113646 and/or Resolution No. 113647.

**Inspector General:** It shall be the duty of every parish officer, employee, department, agency, special district, board, and commission; and the duty of every contractor, subcontractor, and licensee of the parish, and the duty of every applicant for certification of eligibility for a parish contract or program, to cooperate with the inspector general in any investigation, audit, inspection, performance review, or hearing pursuant to JPCO 2-155.10(19). Every parish contract and every bid, proposal, application or solicitation for a parish contract, and every application for certification of eligibility for a parish contract or program shall contain a statement that the corporation, partnership, or person understands and will abide by all provisions of JPCO 2-155.10.

**Conflicts of Interest:** Jefferson Parish adheres to the Louisiana Code of Governmental Ethics, contained in Louisiana Revised Statutes Annotated, R.S. 42:1101, et seq. Vendor/Proposer by this submission warrants that there are no "conflicts of interest" related to this procurement that would violate applicable Louisiana Law. Violation of the Louisiana Code of Governmental Ethics may result in rescission of contract, permit or licenses, and the imposition of fines and/or penalties, without contractual liability to the public in accordance with applicable law.

**G. REQUIRED AFFIDAVITS**

For convenience, all legally mandated affidavits have been combined into one form, entitled THE PUBLIC WORKS BID AFFIDAVIT. All bidders must submit with their bid submission, a completed, signed and properly notarized affidavit in its original format and without alteration in order to be compliant and for the bid to be considered responsive. A scanned copy of the completed, signed and properly notarized affidavit may be submitted with the bid; however, the successful bidder must submit the original affidavit in its original format and without material alteration prior to, or at



contract execution. Failure to comply will result in the bid submission being rejected as non-responsive. The Parish reserves the right to award bid to the next lowest responsive and responsible bidder in this event.

**H. BID REQUIREMENTS (BID DOCUMENTS, SPECIFICATIONS, BONDS, W-9 AND PAYMENT INFO)**

Bidders must review the bid specifications and include any required documentation including but not limited to the LA Public Works Uniform Bid Form, Bid Security, Corporate Resolution or written evidence of signature authority, and the Public Works Affidavit. Pursuant to LA R.S. 38:2212(B)(3)(b), bidders shall also be responsible for providing any other documentation as required, i.e. federal grant documentation, etc. Please note that the payment and performance bonds must be supplied by the successful bidder at contract signing.

All vendors submitting bids should register as a Jefferson Parish vendor, if not already registered. Registration forms may be downloaded from <http://purchasing.jeffparish.net> and click on Vendor Information. Current W-9 forms with respective Tax Identification numbers and vendor applications may be submitted at any time; however, if your company is not registered and/or a current W-9 form is not on file, vendor registration is mandatory. Vendors may experience a delay in payment if your company is not a registered vendor with Jefferson Parish.

Bidders must comply with all provisions of the General Terms and Conditions as approved by Resolution No. 113646 and/or 113647. A copy of these terms and resolutions may be obtained from the Office of the Parish Clerk, Suite 6700, Jefferson Parish General Government Building, 200 Derbigny Street, Gretna, Louisiana 70053. Bidders may also obtain a copy by visiting the Purchasing Department's webpage at [www.purchasing.jeffparish.net](http://www.purchasing.jeffparish.net) and clicking on online forms.

**Bid Security:** Bidders shall provide bid security in the form of a bid bond, cashier's check or certified check (as per R.S. 38:2218) in the amount of five percent (5%) of the total bid price (Base Bid and any Alternates). Such security will become the property of the Owner in the event the successful bidder fails or refuses to execute the Contract or fails to produce performance and payment bonds upon contract signing.

If submitting online, bidders must submit an electronic bid bond through the respective online clearinghouse bond management system(s) as indicated in the electronic bid solicitation on Central Auction House. No scanned paper copies of any bid bond will be accepted as part of the electronic bid submission.

**Performance Bond:** A performance bond is required in 100% of the contract amount and is due at the signing of the formal contract.

**Payment Bond:** A payment bond is required in 100% of the contract amount and is due at the signing of the formal contract.



# **I. INSURANCE REQUIREMENTS**

All Bidders must submit with bid submission a current (valid) insurance certificate evidencing required coverages. Failure to comply will cause the bid to be rejected. The current insurance certificate will be used for proof of insurance at time of evaluation. Thereafter, and prior to contract execution, the low bidder will be required to provide final insurance certificates to the Parish which shall name the Jefferson Parish, its Districts Departments and Agencies under the direction of the Parish President and the Parish Council as additional insureds regarding negligence by the contractor for the Commercial General Liability and the Comprehensive Automobile Liability policies. Additionally, said certificates should reflect the name of the Parish Department receiving goods and services and reference the respective Jefferson Parish bid number.

## **JEFFERSON PARISH REQUIRED STANDARD INSURANCE**

### ☐ **WORKER'S COMPENSATION INSURANCE**

As required by Louisiana State Statute, exception; Employer's Liability, Section B shall be \$1,000,000 per occurrence when Work is to be over water and involves maritime exposures to cover all employees not covered under the State Worker's Compensation Act, otherwise this limit shall be no less than \$500,000 per occurrence.

### ☐ **COMMERCIAL GENERAL LIABILITY**

Shall provide limits not less than the following: \$1,000,000.00 Combined Single Limit per Occurrence for bodily injury and property damage.

### ☐ **COMPREHENSIVE AUTOMOBILE LIABILITY**

Bodily injury liability \$1,000,000.00 each person; \$1,000,000.00 each occurrence. Property Damage Liability \$1,000,000.00 each occurrence.

### **UMBRELLA LIABILITY COVERAGE**

An umbrella policy or excess may be used to meet minimum requirements.

### **FOR CONSTRUCTION AND RENOVATION PROJECTS:**

The following are required unless otherwise specified in the bid. Such insurance is due upon contract execution.

#### **1) OWNER'S PROTECTIVE LIABILITY**

To be for the same limits of liability for bodily injury and property damage liability established for commercial general liability.

#### **2) BUILDER'S RISK INSURANCE**

The contractor shall maintain Builder's Risk Insurance at his own expense to insure both the owner (Parish of Jefferson) and contractor as their interest may appear.

**INSURANCE DEDUCTIBLES** - The Parish Attorney with concurrence of the Director of Risk Management have waived the deductible section of the Terms and Conditions for all Invitations to Bid, until further notice.

## LOUISIANA UNIFORM PUBLIC WORK BID FORM

TO: JEFFERSON PARISH  
ATTN: PURCHASING DEPARTMENT  
200 DERBIGNY STREET, SUITE 4400  
GRETN, LA 70053

BID FOR: LAFRENIERE PARK UPGRADE SOCCER FIELDS  
A/E PROJECT NO. 20-1925  
PROPOSAL NO. 50-130941

The undersigned bidder hereby declares and represents that she/he; a) has carefully examined and understands the Bidding Documents, b) has not received, relied on, or based his bid on any verbal instructions contrary to the Bidding Documents or any addenda, c) has personally inspected and is familiar with the project site, and hereby proposes to provide all labor, materials, tools, appliances and facilities as required to perform, in a workmanlike manner, all work and services for the construction and completion of the referenced project, all in strict accordance with the Bidding Documents prepared by: MEYER ENGINEERS, LTD. and dated: APRIL 6, 2020.

Bidders must acknowledge all addenda. The Bidder acknowledges receipt of the following **ADDENDA**: (Enter the number the Designer has assigned to each of the addenda that the Bidder is acknowledging) \_\_\_\_\_

**TOTAL BASE BID:** For all work required by the Bidding Documents (including any and all unit prices designated "Base Bid" \* but not alternates) the sum of:

\_\_\_\_\_ Dollars (\$ \_\_\_\_\_)

**ALTERNATES:** For any and all work required by the Bidding Documents for Alternates including any and all unit prices designated as alternates in the unit price description.

**Alternate No. 1** (Owner to provide description of alternate and state whether add or deduct) for the lump sum of:

\_\_\_\_\_ N/A \_\_\_\_\_ Dollars (\$ \_\_\_\_\_)

**Alternate No. 2** (Owner to provide description of alternate and state whether add or deduct) for the lump sum of:

\_\_\_\_\_ N/A \_\_\_\_\_ Dollars (\$ \_\_\_\_\_)

**Alternate No. 3** (Owner to provide description of alternate and state whether add or deduct) for the lump sum of:

\_\_\_\_\_ N/A \_\_\_\_\_ Dollars (\$ \_\_\_\_\_)

**NAME OF BIDDER:** \_\_\_\_\_

**ADDRESS OF BIDDER:** \_\_\_\_\_

**LOUISIANA CONTRACTOR'S LICENSE NUMBER:** \_\_\_\_\_

**Name OF AUTHORIZED SIGNATORY OF BIDDER:** \_\_\_\_\_

**TITLE OF AUTHORIZED SIGNATORY OF BIDDER:** \_\_\_\_\_

**SIGNATURE OF AUTHORIZED SIGNATORY OF BIDDER \*\*: \_\_\_\_\_**

**DATE:** \_\_\_\_\_

### THE FOLLOWING ITEMS ARE TO BE INCLUDED WITH THE SUBMISSION OF THIS LOUISIANA UNIFORM PUBLIC WORK BID FORM:

\* The Unit Price Form shall be used if the contract includes unit prices. Otherwise it is not required and need not be included with the form. The number of unit prices that may be included is not limited and additional sheets may be included if needed.

\*\* A **CORPORATE RESOLUTION OR WRITTEN EVIDENCE** of the authority of the person signing the bid for the public Work as prescribed by LA R.S. 38:2212(B)(5).

**BID SECURITY** in the form of a bid bond, certified check or cashier's check as prescribed by LA RS 38:2218.(A) attached to and made a part of this bid.

**LOUISIANA UNIFORM PUBLIC WORK BID FORM**  
**UNIT PRICE FORM**

**TO: JEFFERSON PARISH PURCHASING**  
**200 DERBIGNY STREET, SUITE 4400**  
**GRETN, LA 70053**

**BID FOR: LAFRENIERE PARK UPGRADE SOCCER FIELDS**  
**A/E PROJECT NO. 20-1925**  
**PROPOSAL NO. 50-130941**

UNIT PRICES: This form shall be used for any and all work required by the Bidding Documents and described as unit prices. Amounts shall be stated in figures and only in figures.

DESCRIPTION:	<input checked="" type="checkbox"/> Base Bid or <input type="checkbox"/> Alt.# ____ Labor, Materials and Equipment necessary to complete job as per the specifications			
REF. NO.	QUANTITY:	UNIT OF MEASURE:	UNIT PRICE	UNIT PRICE EXTENSION ( <i>Quantity times Unit Price</i> )
1	1	Lump sum		

DESCRIPTION:	<input checked="" type="checkbox"/> Base Bid or <input type="checkbox"/> Alt.# ____ Cost to contractor to list Jefferson Parish as an additional insured on Contractor's General Liability Insurance			
REF. NO.	QUANTITY:	UNIT OF MEASURE:	UNIT PRICE	UNIT PRICE EXTENSION ( <i>Quantity times Unit Price</i> )
2	1	ONLY		

DESCRIPTION:	<input checked="" type="checkbox"/> Base Bid or <input type="checkbox"/> Alt.# ____ Cost to contractor to list Jefferson Parish as an additional insured on Contractor's Automotive Insurance			
REF. NO.	QUANTITY:	UNIT OF MEASURE:	UNIT PRICE	UNIT PRICE EXTENSION ( <i>Quantity times Unit Price</i> )
3	1	ONLY		

DESCRIPTION:	<input checked="" type="checkbox"/> Base Bid or <input type="checkbox"/> Alt.# ____ Cost to contractor to list Jefferson Parish as named insured on Builder's Risk Insurance Policy			
REF. NO.	QUANTITY:	UNIT OF MEASURE:	UNIT PRICE	UNIT PRICE EXTENSION ( <i>Quantity times Unit Price</i> )
4	1	ONLY		

DESCRIPTION:	<input checked="" type="checkbox"/> Base Bid or <input type="checkbox"/> Alt.# ____ Cost of Contractor's Owners Protection Liability Insurance policy			
REF. NO.	QUANTITY:	UNIT OF MEASURE:	UNIT PRICE	UNIT PRICE EXTENSION ( <i>Quantity times Unit Price</i> )
5	1	ONLY		

DESCRIPTION:	<input type="checkbox"/> Base Bid or <input type="checkbox"/> Alt.# ____			
REF. NO.	QUANTITY:	UNIT OF MEASURE:	UNIT PRICE	UNIT PRICE EXTENSION ( <i>Quantity times Unit Price</i> )

DESCRIPTION:	<input type="checkbox"/> Base Bid or <input type="checkbox"/> Alt.# ____			
REF. NO.	QUANTITY:	UNIT OF MEASURE:	UNIT PRICE	UNIT PRICE EXTENSION ( <i>Quantity times Unit Price</i> )

DESCRIPTION:	<input type="checkbox"/> Base Bid or <input type="checkbox"/> Alt.# ____			
REF. NO.	QUANTITY:	UNIT OF MEASURE:	UNIT PRICE	UNIT PRICE EXTENSION ( <i>Quantity times Unit Price</i> )

DESCRIPTION:	<input type="checkbox"/> Base Bid or <input type="checkbox"/> Alt.# ____			
REF. NO.	QUANTITY:	UNIT OF MEASURE:	UNIT PRICE	UNIT PRICE EXTENSION ( <i>Quantity times Unit Price</i> )

DESCRIPTION:	<input type="checkbox"/> Base Bid or <input type="checkbox"/> Alt.# ____			
REF. NO.	QUANTITY:	UNIT OF MEASURE:	UNIT PRICE	UNIT PRICE EXTENSION ( <i>Quantity times Unit Price</i> )

Wording for "DESCRIPTION" is to be provided by the Owner  
All quantities are estimated. The contractor will be paid upon actual quantities as verified by Owner.



## **CORPORATE RESOLUTION**

EXCERPT FROM MINUTES OF MEETING OF THE BOARD OF DIRECTORS OF

---

INCORPORATED.

AT THE MEETING OF DIRECTORS OF \_\_\_\_\_  
INCORPORATED, DULY NOTICED AND HELD ON \_\_\_\_\_,  
A QUORUM BEING THERE PRESENT, ON MOTION DULY MADE AND SECONDED. IT  
WAS:

RESOLVED THAT \_\_\_\_\_, BE AND IS HEREBY  
APPOINTED, CONSTITUTED AND DESIGNATED AS AGENT AND ATTORNEY-IN-  
FACT OF THE CORPORATION WITH FULL POWER AND AUTHORITY TO ACT ON  
BEHALF OF THIS CORPORATION IN ALL NEGOTIATIONS, BIDDING, CONCERNS  
AND TRANSACTIONS WITH THE PARISH OF JEFFERSON OR ANY OF ITS AGENCIES,  
DEPARTMENTS, EMPLOYEES OR AGENTS, INCLUDING BUT NOT LIMITED TO, THE  
EXECUTION OF ALL BIDS, PAPERS, DOCUMENTS, AFFIDAVITS, BONDS, SURETIES,  
CONTRACTS AND ACTS AND TO RECEIVE ALL PURCHASE ORDERS AND NOTICES  
ISSUED PURSUANT TO THE PROVISIONS OF ANY SUCH BID OR CONTRACT, THIS  
CORPORATION HEREBY RATIFYING, APPROVING, CONFIRMING, AND ACCEPTING  
EACH AND EVERY SUCH ACT PERFORMED BY SAID AGENT AND ATTORNEY-IN-  
FACT.

I HEREBY CERTIFY THE FOREGOING TO BE  
A TRUE AND CORRECT COPY OF AN  
EXCERPT OF THE MINUTES OF THE ABOVE  
DATED MEETING OF THE BOARD OF  
DIRECTORS OF SAID CORPORATION, AND  
THE SAME HAS NOT BEEN REVOKED OR  
RESCINDED.

---

**SECRETARY-TREASURER**

---

**DATE**



## **Public Works Bid Affidavit Instructions**

- **Affidavit is supplied as a courtesy to Affiants, but it is the responsibility of the affiant to insure the affidavit they submit to Jefferson Parish complies, in both form and content, with federal, state and parish laws.**
- **Affidavit must be signed by an authorized representative of the entity or the affidavit will not be accepted.**
- **Affidavit must be notarized or the affidavit will not be accepted.**
- **Notary must sign name, print name, and include bar/notary number, or the affidavit will not be accepted.**
- **Affiant MUST select either A or B when required or the affidavit will not be accepted.**
- **Affiants who select choice A must include an attachment or the affidavit will not be accepted.**
- **If both choice A and B are selected, the affidavit will not be accepted.**
- **Affidavit marked N/A will not be accepted.**
- **It is the responsibility of the Affiant to submit a new affidavit if any additional campaign contributions are made after the affidavit is executed but prior to the time the council acts on the matter.**

*Instruction sheet may be omitted when submitting the affidavit*

**Public Works Bid**

**AFFIDAVIT**

**STATE OF** \_\_\_\_\_

**PARISH/COUNTY OF** \_\_\_\_\_

BEFORE ME, the undersigned authority, personally came and appeared: \_\_\_\_\_  
\_\_\_\_\_, (Affiant) who after being by me duly sworn, deposed and said that  
he/she is the fully authorized \_\_\_\_\_ of \_\_\_\_\_ (Entity),  
the party who submitted a bid in response to Bid Number \_\_\_\_\_, to the Parish of  
Jefferson.

Affiant further said:

Campaign Contribution Disclosures

**(Choose A or B, if option A is indicated please include the required attachment):**

**Choice A** \_\_\_\_\_ Attached hereto is a list of all campaign contributions, including the date and amount of each contribution, made to current or former elected officials of the Parish of Jefferson by Entity, Affiant, and/or officers, directors and owners, including employees, owning 25% or more of the Entity during the two-year period immediately preceding the date of this affidavit or the current term of the elected official, whichever is greater. Further, Entity, Affiant, and/or Entity Owners have not made any contributions to or in support of current or former members of the Jefferson Parish Council or the Jefferson Parish President through or in the name of another person or legal entity, either directly or indirectly.

**Choice B** \_\_\_\_\_ there are **NO** campaign contributions made which would require disclosure under Choice A of this section.

Affiant further said:

Debt Disclosures

**(Choose A or B, if option A is indicated please include the required attachment):**

**Choice A** \_\_\_\_\_ Attached hereto is a list of all debts owed by the affiant to any elected or appointed official of the Parish of Jefferson, and any and all debts owed by any elected or appointed official of the parish to the Affiant.

**Choice B** \_\_\_\_\_ There are **NO** debts which would require disclosure under Choice A of this section.

Affiant further said:

That Affiant has employed no person, corporation, firm, association, or other organization, either directly or indirectly, to secure the public contract under which he received payment, other than persons regularly employed by the Affiant whose services in connection with the construction, alteration or demolition of the public building or project or in securing the public contract were in the regular course of their duties for Affiant; and

That no part of the contract price received by Affiant was paid or will be paid to any person, corporation, firm, association, or other organization for soliciting the contract, other than the payment of their normal compensation to persons regularly employed by the Affiant whose services in connection with the construction, alteration or demolition of the public building or project were in the regular course of their duties for Affiant.

Affiant further said:

Affiant personally has not been convicted of, nor has he/she entered into a plea of guilty or nolo contendere to any of the crimes or equivalent federal crimes listed below. No individual partner, incorporator, director, manager, officer, organizer, or member, who has a minimum of a ten percent ownership in the Bidding Entity, has been convicted of, or has entered a plea of guilty or nolo contendere to any of the crimes or equivalent federal crimes listed below. A conviction of or plea of guilty or nolo contendere to the following state crimes or equivalent federal crimes shall permanently bar any person or the bidding entity from bidding on public projects:

- (a) Public bribery (R.S. 14:118)
- (b) Corrupt influencing (R.S. 14:120)
- (c) Extortion (R.S. 14:66)
- (d) Money laundering (R.S. 14:230)

A conviction of or plea of guilty or nolo contendere to the following state crimes or equivalent federal crimes shall bar any person or the bidding entity from bidding on public projects for a period of five years from the date of conviction or from the date of the entrance of the plea of guilty or nolo contendere:

- (a) Theft (R.S. 14:67)
- (b) Identity Theft (R.S. 14:67, 16)
- (c) Theft of a business record (R.S. 14:67.20)
- (d) False accounting (R.S. 14:70)
- (e) Issuing worthless checks (R.S. 14:71)
- (f) Bank fraud (R.S. 14:71.1)
- (g) Forgery (R.S. 14:72)
- (h) Contractors; misapplication of payments (R.S. 14:202)
- (i) Malfeasance in office (R.S. 14:134)

The five-year prohibition provided for in this section shall apply only if the crime was committed during the solicitation or execution of a contract or bid awarded pursuant to these provisions. If evidence is submitted substantiating that a false attestation has been made and the project must be readvertised or the contract cancelled, the awarded entity making the false attestation shall be responsible to the public entity for the costs of rebidding, additional costs due to increased costs of bids and any and all delay costs due to the rebid or cancellation of this project.

*[The remainder of this page is intentionally left blank.]*



Affiant further said:

- (1) Entity is registered and participates in a status verification system to verify that all employees in the State of Louisiana are legal citizens of the United States or are legal aliens.
- (2) Entity shall continue, during the term of the contract, to utilize a status verification system to verify the legal status of all new employees in the State of Louisiana.
- (3) Entity shall require all subcontractors to submit to the Entity a sworn affidavit verifying compliance with statements (1) and (2).

\_\_\_\_\_  
Signature of Affiant

\_\_\_\_\_  
Printed Name of Affiant

SWORN AND SUBSCRIBED TO BEFORE ME

ON THE \_\_\_\_\_ DAY OF \_\_\_\_\_, 20\_\_\_\_.

\_\_\_\_\_  
Notary Public

\_\_\_\_\_  
Printed Name of Notary

\_\_\_\_\_  
Notary/Bar Roll Number

My commission expires \_\_\_\_\_.