





April 16, 2021

Jefferson Parish
Purchasing Department
200 Derbigny Street
Suite 4400
Gretna, LA 70053

Re: Bid #50-00133682

Thank you for the opportunity to submit a response to the above referenced project.

We have prepared a turnkey proposal, partnering with Play & Park Structures, to provide and install new playground structures and poured in place surfacing at three parks located within Jefferson Parish.

This proposal will highlight Bliss Products (BPS) and our continued commitment throughout the past 37 years to ensuring quality equipment and materials for a reasonable price. It will also showcase Play & Park Structures and their commitment to quality and reliable playground equipment for children.

We look forward to the opportunity to work with you on this project.

Sincerely,

June Rosenberg
Sales Representative
985-869-0858
June@blissproducts.com
www.blissproducts.com

SECTION 1

PROPOSED PLAY EQUIPMENT AND SPECS



HARMONY

TOT LOT
GRETN, LA

645-141842

PLEASE NOTE: RENDERINGS ARE FOR VISUAL PURPOSES ONLY. ANY PRODUCTS AND/OR SITE DETAILS HEREIN MAYBE SUBJECT TO CHANGE WITHOUT NOTICE.



544 CHESTNUT ST.
CHATTANOOGA, TN 37402
800.727.1907
PLAYANDPARK.COM



HARMONY

TOT LOT
GRETN, LA

645-141842

PLEASE NOTE: RENDERINGS ARE FOR VISUAL PURPOSES ONLY. ANY PRODUCTS AND/OR SITE DETAILS HEREIN MAYBE SUBJECT TO CHANGE WITHOUT NOTICE.




play&park
structures®
A PLAYCORE Company


544 CHESTNUT ST.
CHATTANOOGA, TN 37402
800.727.1907
PLAYANDPARK.COM

ISO
9001
CERTIFIED



	Total Play Components	0
	Elevated Play Components	0
	Elevated Play Components Accessible by Ramp	Req.
	Elevated Components Accessible by Transfer	Req.
	Accessible Ground Level Components Shown	Req.
	Different Types of Ground Level Components	Req.
	User Capacity:	0
	Critical Fall Height:	0



	Total Play Components	0
	Elevated Play Components	0
	Elevated Play Components Accessible by Ramp	0
	Elevated Components Accessible by Transfer	0
	Accessible Ground Level Components Shown	0
	Different Types of Ground Level Components	0
		0
	User Capacity	0
	Critical Fall Height	0

Top View drawings and measurements are for overall site and structure appearance purposes. Top view should not be conceived as a construction detail; therefore, all measurements and slope requirements should be field verified prior to construction.

IMPORTANT: Never install play equipment over hard, unresilient surfaces such as asphalt, concrete, or compacted earth. It is the owner's responsibility to ensure the "minimum area required" contains an appropriate amount of resilient material to cushion accidental falls.

Tot Lots
645-141842

4/13/2021

DuraMax Specifications

General System Specifications:

DuraMax features 3 1/2" O.D. uprights with a high-strength aluminum alloy clamp fastening system finished with a polyester powder-coat and utilizing stainless steel tabs on component connections. All uprights shall receive factory installed aluminum post caps and will ship with labels for manufacturer identification.

All decks and components shall connect using the aluminum alloy clamping system. All climbing attachments shall include a 15" wide deck entry archway to control deck access to one child at a time and help prevent inadvertent falls.

Manufacturer shall offer the following warranties on the materials and components of its system:

- Lifetime limited warranty on support posts (uprights)
- 15-Year limited warranty on punched steel decks, pipes, rails, loops and rungs
- 15-Year limited warranty on rotationally molded polyethylene components
- Lifetime limited warranty on all hardware

Manufacturer shall be ISO 9001/2000 certified

Manufacturer shall show IPEMA certification of compliance for each component that the product conforms with the requirements of ASTM F1487-01.

General Specifications of Materials

Polyester Powder-Coating Process

Powder-coat shall be an electrostatically applied custom formula of TGIC polyester powder. All components will be free of sharp edges and excess weld spatter and shall be cleaned in a four stage solvent/zirconium based bath, as a rust inhibitor, and a sealer to prevent flash rusting before coating. The coating shall have a super tough finish with maximum exterior durability and will have superior adhesion characteristics. Typical characteristics are: 3.0 - 5.0 mil thickness and oven cured between 375 to 425 degrees Fahrenheit. Pencil Hardness H (ASTM D-3363), Impact (ASTM D-2794-69), Wedge Bend (ASTM D-522-68), Adhesion (Cross Hatch ASTM D-3359 & Knife Scratch ASTM D-2197), Environmental (Stain Resistance ASTM D-1308, Humidity ASTM D 2247 - 87, Salt Spray ASTM B-117 & Fadometer 300 hrs with no loss of gloss), Oven-bake Stability 200% at 350 degrees Fahrenheit for 10 minutes.

Metal Components

Leg Lift

Leg Lift is formed from 4-1/2" x 2" x 3/16" steel welded to 1" O.D. 14-gauge galvanized tubing, polyester powder-coated after fabrication. Half Clamp is cast from a 356 high-strength aluminum alloy with a baked-on polyester powder-coated finish.

General Specifications of Materials

Polyester Powder-Coating Process

Powder-coat shall be an electrostatically applied custom formula of TGIC polyester powder. All components will be free of sharp edges and excess weld spatter and shall be cleaned in a four stage solvent/zirconium based bath, as a rust inhibitor, and a sealer to prevent flash rusting before coating. The coating shall have a super tough finish with maximum exterior durability and will have superior adhesion characteristics. Typical characteristics are: 3.0 - 5.0 mil thickness and oven cured between 375 to 425 degrees Fahrenheit. Pencil Hardness H (ASTM D-3363), Impact (ASTM D-2794-69), Wedge Bend (ASTM D-522-68), Adhesion (Cross Hatch ASTM D-3359 & Knife Scratch ASTM D-2197), Environmental (Stain Resistance ASTM D-1308, Humidity ASTM D 2247 - 87, Salt Spray ASTM B-117 & Fadometer 300 hrs with no loss of gloss), Oven-bake Stability 200% at 350 degrees Fahrenheit for 10 minutes.

Metal Components

Telephone Tubes

Telephone Tube receiver assembly consists of a bent 1-5/8" O.D. galvanized steel tube welded to 3/16" thick half clamps. "Receiver" is spun from 16-gauge galvanized sheet metal, and steel welded to the end of the tube. All parts shall be coated with a custom formula TGIC polyester powder coating after fabrication. Flexible hose is heavy-duty underground utility polyethylene type.

General Specifications of Materials

Polyester Powder-Coating Process

Powder-coat shall be an electrostatically applied custom formula of TGIC polyester powder. All components will be free of sharp edges and excess weld spatter and shall be cleaned in a four stage solvent/zirconium based bath, as a rust inhibitor, and a sealer to prevent flash rusting before coating. The coating shall have a super tough finish with maximum exterior durability and will have superior adhesion characteristics. Typical characteristics are: 3.0 - 5.0 mil thickness and oven cured between 375 to 425 degrees Fahrenheit. Pencil Hardness H (ASTM D-3363), Impact (ASTM D-2794-69), Wedge Bend (ASTM D-522-68), Adhesion (Cross Hatch ASTM D-3359 & Knife Scratch ASTM D-2197), Environmental (Stain Resistance ASTM D-1308, Humidity ASTM D 2247 - 87, Salt Spray ASTM B-117 & Fadometer 300 hrs with no loss of gloss), Oven-bake Stability 200% at 350 degrees Fahrenheit for 10 minutes.

Metal Components

Play Wheel - 3-1/2" O.D. Post

Half-Clamps are cast from a 356 high-strength aluminum alloy with a baked-on polyester powder-coated finish. Steering Wheel is made from durable proprietary plastic which shall withstand an impact of over 250 foot-pounds. A grease impregnated bronze bushing is pressed into the shaft to provide smooth turning. The steering wheel mounting bracket is formed of 3/16" thick steel and has a powder coat finish.

Deck Components

Return Step

Return Step

The Return Step shall be made from 12 gauge punched steel with a protective p&o finish in conformance with the specifications outlined herein. The Return Steps shall be a one-piece welded assembly finished with the matte PVC coating per the specifications herein. Support legs shall be fabricated from 1-5/16" O.D. x .083" (14 gauge) wall galvanized steel tubing. Support Legs shall be all-welded assemblies and shall be coated after fabrication with a custom formula of TGIC polyester powder in conformance with the specifications outlined herein.

General Specifications of Materials

Plastisol Coating

All metal deck platforms, steps, bridge planks, ramps, kickplates, and chains are plastisol-coated. Each part is chemically washed and completely submerged in a special heat-activated primer and allowed to dry. Parts are then pre-heated and immersed in liquid poly-vinyl-chloride (plastisol). The PVC coating shall have a typical thickness of .080" to .120", and a hardness of Shore A 83 +/-5 normal durometer range. This material is classed as "Self Extinguishing", meets or exceeds automotive specifications NVSS302, and contains ultraviolet inhibitors to help prolong the life of the coating. Standard color is brown, with optional colors available. The following characteristics apply:

Tensile Strength - 2,800 psi

Elongation - 290 %

Tear Strength - 420 lbs/in

Deck Components

Triangle Transfer Point with Handhold

Triangle Transfer with Handhold

The Triangle Transfer shall be made from 12 gauge punched steel with a protective p&o finish in conformance with the specifications outlined herein. The Triangle Transfer shall be a one-piece welded assembly finished with the matte PVC coating per the specifications herein. Handhold shall be fabricated from 1 7/8" O.D. x .12" (11 gauge) wall and 1-5/16" O.D. x .083" (14 gauge) wall galvanized steel tubing. Support legs shall be fabricated from 1-5/16" O.D. x .083" (14 gauge) wall galvanized steel tubing. Handhold and Support Legs shall be all-welded assemblies and shall be coated after fabrication with a custom formula of TGIC polyester powder in conformance with the specifications outlined herein.

General Specifications of Materials

Plastisol Coating

All metal deck platforms, steps, bridge planks, ramps, kickplates, and chains are plastisol-coated. Each part is chemically washed and completely submerged in a special heat-activated primer and allowed to dry. Parts are then pre-heated and immersed in liquid poly-vinyl-chloride (plastisol). The PVC coating shall have a typical thickness of .080" to .120", and a hardness of Shore A 83 +/-5 normal durometer range. This material is classed as "Self Extinguishing", meets or exceeds automotive specifications NVSS302, and contains ultraviolet inhibitors to help prolong the life of the coating. Standard color is brown, with optional colors available. The following characteristics apply:

Tensile Strength - 2,800 psi

Elongation - 290 %

Tear Strength - 420 lbs/in

Deck Components

Kickplates

Kickplate measures 9-1/2" x 29", and is cut from galvanized sheet metal with (4) 7/16" x 1" slotted holes punched to coincide with deck flange holes. Edges are ground smooth and Kick plate is powder-coated after fabrication with a baked on polyester finish.

General Specifications of Materials

Polyester Powder-Coating Process

Powder-coat shall be an electrostatically applied custom formula of TGIC polyester powder. All components will be free of sharp edges and excess weld spatter and shall be cleaned in a four stage solvent/zirconium based bath, as a rust inhibitor, and a sealer to prevent flash rusting before coating. The coating shall have a super tough finish with maximum exterior durability and will have superior adhesion characteristics. Typical characteristics are: 3.0 - 5.0 mil thickness and oven cured between 375 to 425 degrees Fahrenheit. Pencil Hardness H (ASTM D-3363), Impact (ASTM D-2794-69), Wedge Bend (ASTM D-522-68), Adhesion (Cross Hatch ASTM D-3359 & Knife Scratch ASTM D-2197), Environmental (Stain Resistance ASTM D-1308, Humidity ASTM D 2247 - 87, Salt Spray ASTM B-117 & Fadometer 300 hrs with no loss of gloss), Oven-bake Stability 200% at 350 degrees Fahrenheit for 10 minutes.

Metal Components

Loop Arch

Loop Arch Climber Frame is fabricated from 1-5/16" O.D. 14-gauge galvanized steel tubing using steel welds with a baked on polyester powder-coat finish after fabrication. Panels are cut from a single sheet of high-density .850" thick extruded solid polyethylene with color molded in and UV-stabilized.

HDPE Components

HDPE Panels

Panels shall be precision cut from a single solid sheet of .750" thick UV-stabilized extruded high-density polyethylene with colors molded in. The material will have a density of 60 lbs/ft³ and a tensile strength of 4400 PSI (30 Mpa) as determined per procedure C of ASTM D1928. All edges shall have radiuses and all corners rounded for safe play.

Roto-Molded Components

Crawl Tunnels

Mounting bracket is fabricated from 7/8" O.D. 16-gauge galvanized steel tubing and 1/8" formed steel sheet and receives a baked-on polyester powder-coat finish after fabrication. Tubes shall be rotationally molded from an extremely durable low density polyethylene with (UV) light stabilizers and color molded in. Panel shall be rotationally molded from an extremely durable double-walled low density polyethylene with (UV) light stabilizers and color molded in. Tube and Panel material complies with ASTM-D-1248, Type 2, Class A, and Federal specification LP-390C, Type 1, Class M, Grade 2, Category 3, and has a minimum 1/4" wall thickness.

General Specifications of Materials

Clamps

All clamps are cast of high-strength 356 aluminum. All clamps are 1-3/4" wide with a minimum wall thickness of 3/8", and are powder-coated to match the post color. Each casting is precision-drilled to receive a 1/4" x 1-3/4" zinc-plated steel hinge pin. The hinging design facilitates installation and ensures a snug fit between clamp and post. Each clamp is secured in place using a 1/4" x 3/4" aluminum drive rivet to prevent slippage or rotation on the post. Fasteners for clamps are stainless steel 3/8" x 1-1/2" special tamper-resistant pinned bolt with locking patch, and a heavy hex nut, which fits in a recess, cast into the clamp. The pinned head requires a special tool for fastening (provided with each structure), thus ensuring vandal-resistance.

All clamps receiving rungs are drilled and tapped to receive a 3/8" x 3/8" stainless steel cone-point set screw with locking patch, which prevents the rungs from turning or being pulled out. The 1-5/16" O.D. rungs terminate inside the clamp, thereby eliminating the need for end caps. The aluminum alloy used in the casting of clamps shall meet the following mechanical properties:

Ultimate Tensile Strength - 45,000 psi

Yield Strength - 26,000 psi

Shear Strength - 40,000 psi
Elongation - 8 %

Rotationally Molded Plastics

All Rotationally Molded Products are manufactured from linear low-density polyethylene UV-stabilized color and an anti-static compound additive. The tensile strength of this material is to be 2500 PSI as defined by ASTM D638. The typical wall thickness will be .250" (1/4"). All rotationally molded products shall meet or exceed the following specifications: ASTM D-1248, type 2, class A and Federal specification LP-390C, type 1, class M, grade 2, category 3; Density (ASTM D- 1505); Brittleness Temperature (ASTM D-746); Tensile Values (ASTM D-638); Flexural Modulus (ASTM D-790); Heat Distortion (ASTM-648); Low Temperature Impact (ARM-STD). All solid plastic panels are manufactured from high-density polyethylene. All solid plastic panels shall meet or exceed the following specifications: Density (ASTM D- 1505); Brittleness Temperature (ASTM D-746); Tensile Values (ASTM D-638); Flexural Modulus (ASTM D-790).

Polyester Powder-Coating Process

Powder-coat shall be an electrostatically applied custom formula of TGIC polyester powder. All components will be free of sharp edges and excess weld spatter and shall be cleaned in a four stage solvent/zirconium based bath, as a rust inhibitor, and a sealer to prevent flash rusting before coating. The coating shall have a super tough finish with maximum exterior durability and will have superior adhesion characteristics. Typical characteristics are: 3.0 - 5.0 mil thickness and oven cured between 375 to 425 degrees Fahrenheit. Pencil Hardness H (ASTM D-3363), Impact (ASTM D-2794-69), Wedge Bend (ASTM D-522-68), Adhesion (Cross Hatch ASTM D-3359 & Knife Scratch ASTM D-2197), Environmental (Stain Resistance ASTM D-1308, Humidity ASTM D 2247 - 87, Salt Spray ASTM B-117 & Fadometer 300 hrs with no loss of gloss), Oven-bake Stability 200% at 350 degrees Fahrenheit for 10 minutes.

HDPE Components

HDPE Panels

Panels shall be precision cut from a single solid sheet of .750" thick UV-stabilized extruded high-density polyethylene with colors molded in. The material will have a density of 60 lbs/ft³ and a tensile strength of 4400 PSI (30 Mpa) as determined per procedure C of ASTM D1928. All edges shall have radiuses and all corners rounded for safe play.

General Specifications of Materials

Polyester Powder-Coating Process

Powder-coat shall be an electrostatically applied custom formula of TGIC polyester powder. All components will be free of sharp edges and excess weld spatter and shall be cleaned in a four stage solvent/zirconium based bath, as a rust inhibitor, and a sealer to prevent flash rusting before coating. The coating shall have a super tough finish with maximum exterior durability and will have superior adhesion characteristics. Typical characteristics are: 3.0 - 5.0 mil thickness and oven cured between 375 to 425 degrees Fahrenheit. Pencil Hardness H (ASTM D-3363), Impact (ASTM D-2794-69), Wedge Bend (ASTM D-522-68), Adhesion (Cross Hatch ASTM D-3359 & Knife Scratch ASTM D-2197), Environmental (Stain Resistance ASTM D-1308, Humidity ASTM D 2247 - 87, Salt Spray ASTM B-117 & Fadometer 300 hrs with no loss of gloss), Oven-bake Stability 200% at 350 degrees Fahrenheit for 10 minutes.

HDPE Components

HDPE Panels

Panels shall be precision cut from a single solid sheet of .750" thick UV-stabilized extruded high-density polyethylene with colors molded in. The material will have a density of 60 lbs/ft³ and a tensile strength of 4400 PSI (30 Mpa) as determined per procedure C of ASTM D1928. All edges shall have radiuses and all corners rounded for safe play.

Metal Components

Spiral Step Climber

Vertical Pole Barrier is fabricated from 1-5/16" O.D. x .083" (14 gauge) wall galvanized steel tubing with interior vertical members fabricated of 1 1/16" O.D. x .075" (15 gauge) wall galvanized steel tubing. The Barrier is a welded assembly and receives a baked-on powder coat finish.

Spiral Step Climber consists of a 1-5/8" O.D. galvanized steel tubing with reduced end fitting for insertion into Vertical Pole Barrier overhead extension. Rungs are fabricated from a 1-5/16" O.D. 14-gauge. The entire frame receives a baked-on polyester powder-coated finish after fabrication.

General Specifications of Materials

Rotationally Molded Plastics

All Rotationally Molded Products are manufactured from linear low-density polyethylene UV-stabilized color and an anti-static compound additive. The tensile strength of this material is to be 2500 PSI as defined by ASTM D638. The typical wall thickness will be .250" (1/4"). All rotationally molded products shall meet or exceed the following specifications: ASTM D-1248, type 2, class A and Federal specification LP-390C, type 1, class M, grade 2, category 3; Density (ASTM D- 1505); Brittleness Temperature (ASTM D-746); Tensile Values (ASTM D-638); Flexural Modulus (ASTM D-790); Heat Distortion (ASTM-648); Low Temperature Impact (ARM-STD). All solid plastic panels are manufactured from high-density polyethylene. All solid plastic panels shall meet or exceed the following specifications: Density (ASTM D- 1505); Brittleness Temperature (ASTM D-746); Tensile Values (ASTM D-638); Flexural Modulus (ASTM D-790).

Polyester Powder-Coating Process

Powder-coat shall be an electrostatically applied custom formula of TGIC polyester powder. All components will be free of sharp edges and excess weld spatter and shall be cleaned in a four stage solvent/zirconium based bath, as a rust inhibitor, and a sealer to prevent flash rusting before coating. The coating shall have a super tough finish with maximum exterior durability and will have superior adhesion characteristics. Typical characteristics are: 3.0 - 5.0 mil thickness and oven cured between 375 to 425 degrees Fahrenheit. Pencil Hardness H (ASTM D-3363), Impact (ASTM D-2794-69), Wedge Bend (ASTM D-522-68), Adhesion (Cross Hatch ASTM D-3359 & Knife Scratch ASTM D-2197), Environmental (Stain Resistance ASTM D-1308, Humidity ASTM D 2247 - 87, Salt Spray ASTM B-117 & Fadometer 300 hrs with no loss of gloss), Oven-bake Stability 200% at 350 degrees Fahrenheit for 10 minutes.

Roto-Molded Components

Tunnel Slides

Mounting bracket is fabricated from 7/8" O.D. 16-gauge galvanized steel tubing and 1/8" formed steel sheet and receives a baked-on polyester powder-coat finish after fabrication. Support Pipe is made from 1.315" O.D. 14-gauge galvanized steel tubing and receives a baked-on polyester powder-coat finish after fabrication. Panel and Tube shall be rotationally molded from an extremely durable low density polyethylene with (UV) light stabilizers and color molded in. Tube and Panel material complies with ASTM-D-1248, Type 2, Class A, and Federal specification LP-390C, Type 1, Class M, Grade2, Category 3, and has a minimum 1/4" wall thickness.

General Specifications of Materials

Polyester Powder-Coating Process

Powder-coat shall be an electrostatically applied custom formula of TGIC polyester powder. All components will be free of sharp edges and excess weld spatter and shall be cleaned in a four stage solvent/zirconium based bath, as a rust inhibitor, and a sealer to prevent flash rusting before coating. The coating shall have a super tough finish with maximum exterior durability and will have superior adhesion characteristics. Typical characteristics are: 3.0 - 5.0 mil thickness and oven cured between 375 to 425 degrees Fahrenheit. Pencil Hardness H (ASTM D-3363), Impact (ASTM D-2794-69), Wedge Bend (ASTM D-522-68), Adhesion (Cross Hatch ASTM D-3359 & Knife Scratch ASTM D-2197), Environmental (Stain Resistance ASTM D-1308, Humidity ASTM D 2247 - 87, Salt Spray ASTM B-117 & Fadometer 300 hrs with no loss of gloss), Oven-bake Stability 200% at 350 degrees Fahrenheit for 10 minutes.

Metal Components

Loop Pole

Vertical Pole Barrier is fabricated from 1-5/16" O.D. , 1-5/8" O.D. galvanized steel tubing, and galvanized tabs, and all welded. The entire barrier is coated after fabrication with a baked on polyester powder-coat finish. Loop Pole consists of a straight 1-5/8" O.D. galvanized steel tube with a 1-5/16" reduced end fitting for insertion into Vertical Pole Barrier overhead extension. Loops are fabricated from a 1-5/16" O.D. tube bent to form 12" loops and welded to the center pole.

General Specifications of Materials

Rotationally Molded Plastics

All Rotationally Molded Products are manufactured from linear low-density polyethylene UV-stabilized color and an anti-static compound additive. The tensile strength of this material is to be 2500 PSI as defined by ASTM D638. The typical wall thickness will be .250" (1/4"). All rotationally molded products shall meet or exceed the following specifications: ASTM D-1248, type 2, class A and Federal specification LP-390C, type 1, class M, grade 2, category 3; Density (ASTM D- 1505); Brittleness Temperature (ASTM D-746); Tensile Values (ASTM D-638); Flexural Modulus (ASTM D-790); Heat Distortion (ASTM-648); Low Temperature Impact (ARM-STD). All solid plastic panels are manufactured from high-density polyethylene. All solid plastic panels shall meet or exceed the following specifications: Density (ASTM D- 1505); Brittleness Temperature (ASTM D-746); Tensile Values (ASTM D-638); Flexural Modulus (ASTM D-790).

Polyester Powder-Coating Process

Powder-coat shall be an electrostatically applied custom formula of TGIC polyester powder. All components will be free of sharp edges and excess weld spatter and shall be cleaned in a four stage solvent/zirconium based bath, as a rust inhibitor, and a sealer to prevent flash rusting before coating. The coating shall have a super tough finish with maximum exterior durability and will have superior adhesion characteristics. Typical characteristics are: 3.0 - 5.0 mil thickness and oven cured between 375 to 425 degrees Fahrenheit. Pencil Hardness H (ASTM D-3363), Impact (ASTM D-2794-69), Wedge Bend (ASTM D-522-68), Adhesion (Cross Hatch ASTM D-3359 & Knife Scratch ASTM D-2197), Environmental (Stain Resistance ASTM D-1308, Humidity ASTM D 2247 - 87, Salt Spray ASTM B-117 & Fadometer 300 hrs with no loss of gloss), Oven-bake Stability 200% at 350 degrees Fahrenheit for 10 minutes.

Clamps

All clamps are cast of high-strength 356 aluminum. All clamps are 1-3/4" wide with a minimum wall thickness of 3/8", and are powder-coated to match the post color. Each casting is precision-drilled to receive a 1/4" x 1-3/4" zinc-plated steel hinge pin. The hinging design facilitates installation and ensures a snug fit between clamp and post. Each clamp is secured in place using a 1/4" x 3/4" aluminum drive rivet to prevent slippage or rotation on the post. Fasteners for clamps are stainless steel 3/8" x 1-1/2" special

tamper-resistant pinned bolt with locking patch, and a heavy hex nut, which fits in a recess, cast into the clamp. The pinned head requires a special tool for fastening (provided with each structure), thus ensuring vandal-resistance.

All clamps receiving rungs are drilled and tapped to receive a 3/8" x 3/8" stainless steel cone-point set screw with locking patch, which prevents the rungs from turning or being pulled out. The 1-5/16" O.D. rungs terminate inside the clamp, thereby eliminating the need for end caps. The aluminum alloy used in the casting of clamps shall meet the following mechanical properties:

Ultimate Tensile Strength - 45,000 psi
Yield Strength - 26,000 psi
Shear Strength - 40,000 psi
Elongation - 8 %

Hardware

All nuts, bolts, and washers, with exceptions noted, shall be 3/8" diameter 18-8 stainless steel in varying lengths, with a vandal-resistant hex-pinned head configuration and factory-applied locking patch. When allowed a 72-hour cure time, the locking patch will prevent the bolt from loosening without at least 4 times the installation torque. Park Structures will supply the special tool required to turn vandal-resistant hardware with each shipment. 1/2" diameter Ramp and Arch Bridge connecting hardware shall be Grade 5 zinc-plated, and 3/8" Clatter Bridge security bolts shall be Grade 8 hardened and zinc-plated.

Metal Components

Sided Entrance Barrier

Pipe Wall is fabricated from 1-5/16" O.D. 14-gauge galvanized steel tubing steel welded to L-Fittings and 3/16" x 2" x 27" Arch Side Entrance Plate. The entire Pipe Wall is coated with a bake on polyester powder-coated finished.

General Specifications of Materials

Clamps

All clamps are cast of high-strength 356 aluminum. All clamps are 1-3/4" wide with a minimum wall thickness of 3/8", and are powder-coated to match the post color. Each casting is precision-drilled to receive a 1/4" x 1-3/4" zinc-plated steel hinge pin. The hinging design facilitates installation and ensures a snug fit between clamp and post. Each clamp is secured in place using a 1/4" x 3/4" aluminum drive rivet to prevent slippage or rotation on the post. Fasteners for clamps are stainless steel 3/8" x 1-1/2" special tamper-resistant pinned bolt with locking patch, and a heavy hex nut, which fits in a recess, cast into the clamp. The pinned head requires a special tool for fastening (provided with each structure), thus ensuring vandal-resistance.

All clamps receiving rungs are drilled and tapped to receive a 3/8" x 3/8" stainless steel cone-point set screw with locking patch, which prevents the rungs from turning or being pulled out. The 1-5/16" O.D. rungs terminate inside the clamp, thereby eliminating the need for end caps. The aluminum alloy used in the casting of clamps shall meet the following mechanical properties:

Ultimate Tensile Strength - 45,000 psi
Yield Strength - 26,000 psi
Shear Strength - 40,000 psi
Elongation - 8 %

Polyester Powder-Coating Process

Powder-coat shall be an electrostatically applied custom formula of TGIC polyester powder. All components will be free of sharp edges and excess weld spatter and shall be cleaned in a four stage solvent/zirconium based bath, as a rust inhibitor, and a sealer to prevent flash rusting before coating. The coating shall have a super tough finish with maximum exterior durability and will have superior adhesion characteristics. Typical characteristics are: 3.0 - 5.0 mil thickness and oven cured between 375 to 425 degrees Fahrenheit. Pencil Hardness H (ASTM D-3363), Impact (ASTM D-2794-69), Wedge Bend (ASTM D-522-68), Adhesion (Cross Hatch ASTM D-3359 & Knife Scratch ASTM D-2197), Environmental (Stain Resistance ASTM D-1308, Humidity ASTM D 2247 - 87, Salt Spray ASTM B-117 & Fadometer 300 hrs with no loss of gloss), Oven-bake Stability 200% at 350 degrees Fahrenheit for 10 minutes.

Deck Components

Kickplates

Kickplate measures 9-1/2" x 29", and is cut from galvalume sheet metal with (4) 7/16" x 1" slotted holes punched to coincide with deck flange holes. Edges are ground smooth and Kick plate is powder-coated after fabrication with a baked on polyester finish.

General Specifications of Materials

Polyester Powder-Coating Process

Powder-coat shall be an electrostatically applied custom formula of TGIC polyester powder. All components will be free of sharp edges and excess weld spatter and shall be cleaned in a four stage solvent/zirconium based bath, as a rust inhibitor, and a sealer to prevent flash rusting before coating. The coating shall have a super tough finish with maximum exterior durability and will have superior adhesion characteristics. Typical characteristics are: 3.0 - 5.0 mil thickness and oven cured between 375 to 425 degrees Fahrenheit. Pencil Hardness H (ASTM D-3363), Impact (ASTM D-2794-69), Wedge Bend (ASTM D-522-68), Adhesion (Cross Hatch ASTM D-3359 & Knife Scratch ASTM D-2197), Environmental (Stain Resistance ASTM D-1308, Humidity ASTM D 2247 - 87, Salt Spray ASTM B-117 & Fadometer 300 hrs with no loss of gloss), Oven-bake Stability 200% at 350 degrees Fahrenheit for 10 minutes.

Metal Components

Coil Climber

Coil Climber consists of a 1-5/8" O.D. galvanized steel center tube with a 1-5/16" reduced end fitting for insertion into Vertical Pole Barrier. The coil is fabricated from a continuous 1-5/16" O.D. galvanized steel tube coiled to form a 10" diameter with maximum 11" clear spacing between each turn. Each open end of coiled tubing is welded shut, and the entire coiled tubing is welded to the 1-5/8" center pole at intervals using 1" O.D. galvanized tubing for connections. The entire Coil Climber is polyester powder-coated after fabrication.

General Specifications of Materials

Entry Archway

Entry Archway shall be fabricated from 1-5/16" O.D. x .083" (14 gauge) wall galvanized steel tubing with vertical rungs fabricated from 1-1/16" O.D. x 15 gauge (.075" thick) galvanized steel tubing. L-Fitting is fabricated from 3/16" thick stainless steel for attachment to clamp. The Entry Archway shall be an all-welded assembly and shall be coated after fabrication with a custom formula of TGIC polyester powder coating.

SuperMax Specifications

General System Specifications:

SuperMax features 5" O.D. uprights with a high-strength aluminum alloy clamp fastening system finished with a polyester powder-coat. All uprights shall receive factory installed aluminum post caps and will ship with labels for manufacturer identification.

All decks and components shall connect using the aluminum alloy clamping system. All climbing attachments shall include a 15" wide deck entry archway to control deck access to one child at a time and help prevent inadvertent falls.

Manufacturer shall offer the following warranties on the materials and components of its system:

- Lifetime limited warranty on support posts (uprights)
- 15-Year limited warranty on punched steel decks, pipes, rails, loops and rungs
- 15-Year limited warranty on rotationally molded polyethylene components
- Lifetime limited warranty on all hardware

Manufacturer shall be ISO 9001/2000 certified

Manufacturer shall show IPEMA certification of compliance for each component that the product conforms with the requirements of ASTM F1487-01.

Metal Components

Below Deck Panel Adapter

Below Deck Adapter shall be fabricated of 1 ½" x 2 ½" (14 gauge) wall steel rectangle tubing. The Below Deck Adapter shall be an all-welded assembly and shall be coated after fabrication with a custom formula of TGIC polyester powder coating.

DuraMax Specifications

General System Specifications:

DuraMax features 3 1/2" O.D. uprights with a high-strength aluminum alloy clamp fastening system finished with a polyester powder-coat and utilizing stainless steel tabs on component connections. All uprights shall receive factory installed aluminum post caps and will ship with labels for manufacturer identification.

All decks and components shall connect using the aluminum alloy clamping system. All climbing attachments shall include a 15" wide deck entry archway to control deck access to one child at a time and help prevent inadvertent falls.

Manufacturer shall offer the following warranties on the materials and components of its system:

- Lifetime limited warranty on support posts (uprights)
- 15-Year limited warranty on punched steel decks, pipes, rails, loops and rungs
- 15-Year limited warranty on rotationally molded polyethylene components
- Lifetime limited warranty on all hardware

Manufacturer shall be ISO 9001/2000 certified

Manufacturer shall show IPEMA certification of compliance for each component that the product conforms with the requirements of ASTM F1487-01.

General Specifications of Materials

Polyester Powder-Coating Process

Powder-coat shall be an electrostatically applied custom formula of TGIC polyester powder. All components will be free of sharp edges and excess weld spatter and shall be cleaned in a four stage solvent/zirconium based bath, as a rust inhibitor, and a sealer to prevent flash rusting before coating. The coating shall have a super tough finish with maximum exterior durability and will have superior adhesion characteristics. Typical characteristics are: 3.0 - 5.0 mil thickness and oven cured between 375 to 425 degrees Fahrenheit. Pencil Hardness H (ASTM D-3363), Impact (ASTM D-2794-69), Wedge Bend (ASTM D-522-68), Adhesion (Cross Hatch ASTM D-3359 & Knife Scratch ASTM D-2197), Environmental (Stain Resistance ASTM D-1308, Humidity ASTM D 2247 - 87, Salt Spray ASTM B-117 & Fadometer 300 hrs with no loss of gloss), Oven-bake Stability 200% at 350 degrees Fahrenheit for 10 minutes.

Rotationally Molded Plastics

All Rotationally Molded Products are manufactured from linear low-density polyethylene UV-stabilized color and an anti-static compound additive. The tensile strength of this material is to be 2500 PSI as defined by ASTM D638. The typical wall thickness will be .250" (1/4"). All rotationally molded products shall meet or exceed the following specifications: ASTM D-1248, type 2, class A and Federal specification LP-390C, type 1, class M, grade 2, category 3; Density (ASTM D- 1505); Brittleness Temperature (ASTM D-746); Tensile Values (ASTM D-638); Flexural Modulus (ASTM D-790); Heat Distortion (ASTM-648); Low Temperature Impact (ARM-STD). All solid plastic panels are manufactured from high-density polyethylene. All solid plastic panels shall meet or exceed the following specifications: Density (ASTM D- 1505); Brittleness Temperature (ASTM D-746); Tensile Values (ASTM D-638); Flexural Modulus (ASTM D-790).

Polyester Powder-Coating Process

Powder-coat shall be an electrostatically applied custom formula of TGIC polyester powder. All components will be free of sharp edges and excess weld spatter and shall be cleaned in a four stage solvent/zirconium based bath, as a rust inhibitor, and a sealer to prevent flash rusting before coating. The coating shall have a super tough finish with maximum exterior durability and will have superior adhesion characteristics. Typical characteristics are: 3.0 - 5.0 mil thickness and oven cured between 375 to 425 degrees Fahrenheit. Pencil Hardness H (ASTM D-3363), Impact (ASTM D-2794-69), Wedge Bend (ASTM D-522-68), Adhesion (Cross Hatch ASTM D-3359 & Knife Scratch ASTM D-2197), Environmental (Stain Resistance ASTM D-1308, Humidity ASTM D 2247 - 87, Salt Spray ASTM B-117 & Fadometer 300 hrs with no loss of gloss), Oven-bake Stability 200% at 350 degrees Fahrenheit for 10 minutes.

HDPE Components

HDPE Panels

Panels shall be precision cut from a single solid sheet of .750" thick UV-stabilized extruded high-density polyethylene with colors molded in. The material will have a density of 60 lbs/ft³ and a tensile strength of 4400 PSI (30 Mpa) as determined per procedure C of ASTM D1928. All edges shall have radiuses and all corners rounded for safe play.

Spin & Win Panel

Spin & Win Panel is cut from a sheet of high-density .750" & .350" thick extruded solid polyethylene with color molded in and UV-stabilized. Block is made of high-impact medium-density rotationally molded and UV-stabilized polyethylene with a minimum of

0.1875" wall thickness, rounded corners and with text numbers molded in. Each Block measures 9-1/16" wide by 8-7/8" high and is supported by one 1/2" O.D. nominal (schedule 40) galvanized pipe.

General Specifications of Materials

Polyester Powder-Coating Process

Powder-coat shall be an electrostatically applied custom formula of TGIC polyester powder. All components will be free of sharp edges and excess weld spatter and shall be cleaned in a four stage solvent/zirconium based bath, as a rust inhibitor, and a sealer to prevent flash rusting before coating. The coating shall have a super tough finish with maximum exterior durability and will have superior adhesion characteristics. Typical characteristics are: 3.0 - 5.0 mil thickness and oven cured between 375 to 425 degrees Fahrenheit. Pencil Hardness H (ASTM D-3363), Impact (ASTM D-2794-69), Wedge Bend (ASTM D-522-68), Adhesion (Cross Hatch ASTM D-3359 & Knife Scratch ASTM D-2197), Environmental (Stain Resistance ASTM D-1308, Humidity ASTM D 2247 - 87, Salt Spray ASTM B-117 & Fadometer 300 hrs with no loss of gloss), Oven-bake Stability 200% at 350 degrees Fahrenheit for 10 minutes.

Rotationally Molded Plastics

All Rotationally Molded Products are manufactured from linear low-density polyethylene UV-stabilized color and an anti-static compound additive. The tensile strength of this material is to be 2500 PSI as defined by ASTM D638. The typical wall thickness will be .250" (1/4"). All rotationally molded products shall meet or exceed the following specifications: ASTM D-1248, type 2, class A and Federal specification LP-390C, type 1, class M, grade 2, category 3; Density (ASTM D- 1505); Brittleness Temperature (ASTM D-746); Tensile Values (ASTM D-638); Flexural Modulus (ASTM D-790); Heat Distortion (ASTM-648); Low Temperature Impact (ARM-STD). All solid plastic panels are manufactured from high-density polyethylene. All solid plastic panels shall meet or exceed the following specifications: Density (ASTM D- 1505); Brittleness Temperature (ASTM D-746); Tensile Values (ASTM D-638); Flexural Modulus (ASTM D-790).

Roto-Molded Components

Tic-Tac-Toe Frame

Tic-Tac-Toe Frame consist of 1" O.D. 11-gauge galvanize steel tubing and 1-5/16" O.D. 14-gauge galvanize steel tubing. Tic-Tac-Toe Frame receives a baked on polyester powder-coated finish after fabrication. Tic-Tac-Toe Plastic Blocks are rotationally molded from an extremely durable medium-density polyethylene with lettering molded in.

General Specifications of Materials

Polyester Powder-Coating Process

Powder-coat shall be an electrostatically applied custom formula of TGIC polyester powder. All components will be free of sharp edges and excess weld spatter and shall be cleaned in a four stage solvent/zirconium based bath, as a rust inhibitor, and a sealer to prevent flash rusting before coating. The coating shall have a super tough finish with maximum exterior durability and will have superior adhesion characteristics. Typical characteristics are: 3.0 - 5.0 mil thickness and oven cured between 375 to 425 degrees Fahrenheit. Pencil Hardness H (ASTM D-3363), Impact (ASTM D-2794-69), Wedge Bend (ASTM D-522-68), Adhesion (Cross Hatch ASTM D-3359 & Knife Scratch ASTM D-2197), Environmental (Stain Resistance ASTM D-1308, Humidity ASTM D 2247 - 87, Salt Spray ASTM B-117 & Fadometer 300 hrs with no loss of gloss), Oven-bake Stability 200% at 350 degrees Fahrenheit for 10 minutes.

HDPE Components

HDPE Panels

Panels shall be precision cut from a single solid sheet of .750" thick UV-stabilized extruded high-density polyethylene with colors molded in. The material will have a density of 60 lbs/ft³ and a tensile strength of 4400 PSI (30 Mpa) as determined per procedure C of ASTM D1928. All edges shall have radiuses and all corners rounded for safe play.

Metal Components

Loop Arch

Loop Arch Climber Frame is fabricated from 1-5/16" O.D. 14-gauge galvanized steel tubing using steel welds with a baked on polyester powder-coat finish after fabrication. Panels are cut from a single sheet of high-density .850" thick extruded solid polyethylene with color molded in and UV-stabilized.

General Specifications of Materials

Polyester Powder-Coating Process

Powder-coat shall be an electrostatically applied custom formula of TGIC polyester powder. All components will be free of sharp edges and excess weld spatter and shall be cleaned in a four stage solvent/zirconium based bath, as a rust inhibitor, and a sealer to prevent flash rusting before coating. The coating shall have a super tough finish with maximum exterior durability and will have superior adhesion characteristics. Typical characteristics are: 3.0 - 5.0 mil thickness and oven cured between 375 to 425 degrees Fahrenheit. Pencil Hardness H (ASTM D-3363), Impact (ASTM D-2794-69), Wedge Bend (ASTM D-522-68), Adhesion (Cross Hatch ASTM D-3359 & Knife Scratch ASTM D-2197), Environmental (Stain Resistance ASTM D-1308, Humidity ASTM D 2247 - 87, Salt Spray ASTM B-117 & Fadometer 300 hrs with no loss of gloss), Oven-bake Stability 200% at 350 degrees Fahrenheit for 10 minutes.

Metal Components

Pipe Wall w/ Playwheel

Pipe Wall is an all stainless steel welded assembly using 1-5/16" x 14-gauge galvanize tubing. Eight vertical 1-5/16" O.D. tubes are welded to two 1- 5/16" O.D. horizontal tubes and the entire assembly is polyester powder-coat finished. Pipe Wall is designed to provide a 38" high barrier above the deck surface. The steering wheel(s) is molded of a durable proprietary plastic and shall withstand an impact of over 250 foot-pounds. A grease impregnated bronze bushing is pressed into the shaft to provide smooth turning. The steering wheel(s) mounting bracket is formed of 3/16" thick steel and has a powder coat finish. Primary hardware is stainless steel.

General Specifications of Materials

Rotationally Molded Plastics

All Rotationally Molded Products are manufactured from linear low-density polyethylene UV-stabilized color and an anti-static compound additive. The tensile strength of this material is to be 2500 PSI as defined by ASTM D638. The typical wall thickness will be .250" (1/4"). All rotationally molded products shall meet or exceed the following specifications: ASTM D-1248, type 2, class A and Federal specification LP-390C, type 1, class M, grade 2, category 3; Density (ASTM D- 1505); Brittleness Temperature (ASTM D-746); Tensile Values (ASTM D-638); Flexural Modulus (ASTM D-790); Heat Distortion (ASTM-648); Low Temperature Impact (ARM-STD). All solid plastic panels are manufactured from high-density polyethylene. All solid plastic panels shall meet or exceed the following specifications: Density (ASTM D- 1505); Brittleness Temperature (ASTM D-746); Tensile Values (ASTM D-638); Flexural Modulus (ASTM D-790).

Polyester Powder-Coating Process

Powder-coat shall be an electrostatically applied custom formula of TGIC polyester powder. All components will be free of sharp edges and excess weld spatter and shall be cleaned in a four stage solvent/zirconium based bath, as a rust inhibitor, and a sealer to prevent flash rusting before coating. The coating shall have a super tough finish with maximum exterior durability and will have superior adhesion characteristics. Typical characteristics are: 3.0 - 5.0 mil thickness and oven cured between 375 to 425 degrees Fahrenheit. Pencil Hardness H (ASTM D-3363), Impact (ASTM D-2794-69), Wedge Bend (ASTM D-522-68), Adhesion (Cross Hatch ASTM D-3359 & Knife Scratch ASTM D-2197), Environmental (Stain Resistance ASTM D-1308, Humidity ASTM D 2247 - 87, Salt Spray ASTM B-117 & Fadometer 300 hrs with no loss of gloss), Oven-bake Stability 200% at 350 degrees Fahrenheit for 10 minutes.

Clamps

All clamps are cast of high-strength 356 aluminum. All clamps are 1-3/4" wide with a minimum wall thickness of 3/8", and are powder-coated to match the post color. Each casting is precision-drilled to receive a 1/4" x 1-3/4" zinc-plated steel hinge pin. The hinging design facilitates installation and ensures a snug fit between clamp and post. Each clamp is secured in place using a 1/4" x 3/4" aluminum drive rivet to prevent slippage or rotation on the post. Fasteners for clamps are stainless steel 3/8" x 1-1/2" special tamper-resistant pinned bolt with locking patch, and a heavy hex nut, which fits in a recess, cast into the clamp. The pinned head requires a special tool for fastening (provided with each structure), thus ensuring vandal-resistance.

All clamps receiving rungs are drilled and tapped to receive a 3/8" x 3/8" stainless steel cone-point set screw with locking patch, which prevents the rungs from turning or being pulled out. The 1-5/16" O.D. rungs terminate inside the clamp, thereby eliminating the need for end caps. The aluminum alloy used in the casting of clamps shall meet the following mechanical properties:

Ultimate Tensile Strength - 45,000 psi
Yield Strength - 26,000 psi
Shear Strength - 40,000 psi
Elongation - 8 %

Hardware

All nuts, bolts, and washers, with exceptions noted, shall be 3/8" diameter 18-8 stainless steel in varying lengths, with a vandal-resistant hex-pinned head configuration and factory-applied locking patch. When allowed a 72-hour cure time, the locking patch will prevent the bolt from loosening without at least 4 times the installation torque. Park Structures will supply the special tool required to turn vandal-resistant hardware with each shipment. 1/2" diameter Ramp and Arch Bridge connecting hardware shall be Grade 5 zinc-plated, and 3/8" Clatter Bridge security bolts shall be Grade 8 hardened and zinc-plated.

SECTION 2

ABOUT PLAY & PARK STRUCTURES

Chattanooga TN - New Corporate Headquarters



Since 1976, Play & Park Structure's mission has centered around developing products, programs, and services that enhance classroom learning, create environmental awareness, promote physical activity, and build communities.

Play & Park has an appropriate play solution for a full spectrum of needs and aesthetics, including parks, schools, early childhood centers, churches, and community centers. Whether your project calls for a traditional playground or a creatively themed play, the variety of styles and materials offered allows you to choose the perfect playground to complement your vision.

Play & Park Structures is committed to meeting and/or exceeding ASTM safety standards to help create safer play environments for children. By having the industry's best warranty, Play & Park Structures provides protection and assurance for your playground investment.



Ft. Payne, AL Southern Fulfillment Center

With Play & Park Structures being a PlayCore business unit, we have access to one of the best manufacturing facilities in the industry. Our facility is ISO 9001 and 14001 certified and our products meet all industry standards. With a more than 400,000 square facility that is well equipped to handle orders of large or small quantities, with the typical lead time on an order entered into the system being 24 to 45 days.

Play & Park Structures created the first Outdoor Creative Play & Learning System that brings standards-based activities to the playground and outdoor environments to support children's physical and mental development.

The design team continually advances the concept of play through unique designs, including traditional posts and platform playgrounds, deckless, continuous-play structures, as well as nature inspired playgrounds. In addition to aluminum, steel, and plastic components, we specialize in structures made from sustainably forested wood and recycled metal and plastic.





ISO 14001

We are proud to be ISO 14001 certified for our manufacturing facility in Fort Payne, Alabama, also referred to as the "Green Certification." ISO 14001 is an internationally recognized standard for environmental management, measurement, evaluation, and auditing. As an ISO 14001 certified company, Play & Park controls the environmental impact of our activities, products, and services by implementing an Environmental Management System (EMS) that meets international standards, but is specific to the play products being produced.



ISO 9001

An industry certification process issued by the International Organization for Standardization. It is used to measure manufacturing standards and to certify company compliance with quality control systems covering design, development, production, installation, inspection and testing.



ADA

Access Board (The United States Architectural and Transportation Barriers Compliance Board) has completed Accessibility Guidelines for Play Facilities as set forth in the Americans with Disabilities Act of 1990. The Final Report of the Regulatory Negotiation Committee is available via the internet.



IPEMA



In the interest of public playground safety, the International Playground Equipment Manufacturer's Association (IPEMA) provides a Third Party Certification Service whereby a designated independent laboratory, Detroit Testing Laboratory, Inc. (DTL), validates an equipment manufacturer's certification of conformance to ASTM F1487, Standard Consumer Safety Performance Specification for Playground Equipment for Public Use, except sections 7.1.1, 10 & 12.6.1; to CAN/CSA Z614, Children's Playspaces and Equipment, except clauses 9.8, 10 & 11, or both. The use of corresponding logo in Play & Park Structures catalog signifies that Play & Park Structures has received written validation from the independent laboratory that the product(s) associated with the use of the logo conforms to the requirements of the Indicated standard. Check the IPEMA website, www.ipema.org, to confirm product validation.



ASTM



ASTM International is an independent and world renowned developer of technical standards utilized in testing a multitude of products, ASTM's F15.29 committee met regularly for over a decade in the continual development of the F1487 Standard Consumer Safety Performance Specifications for Playground Equipment for Public Use. The original standard, F1487-93 was published in 1993 and subsequently replaced by the current version F1487-07a, published in May 2007.



CPSC

The Consumer Product Safety Commission (CPSC) is an independent agency within the United States Federal Government with the authority to inform the public of current product safety performance information and recommended practices. The CPSC first published their guidelines for public playgrounds in 1981 and have updated their publication several times since then. The current CPSC Handbook for Public Playground Safety, publication #325, is an excellent guide for owners and operators of public play environments.



ADA Approved Holes



- All Play & Park Structures decks and ramps have an ADA-compliant cluster punch to allow children of all abilities to play
- Transfer platforms feature large holes for gripping assistance when accessing structures

Our Plastics




- The color pigments used in our plastics have one of the highest ratings for light stability, providing the best color stability for color fastness
- Multiple color choices available for natural and modern settings

Our Decks



- Innovative curved bracing assures durable and sturdy decks
- Plastisol and Thermoplastic coating options available
- ADA compliant holes are used for all decks and ramps

Durability



- Zinc Rich Primer is applied to welds and aids in rust prevention and is vandal resistant
- Factory-installed post caps provide a better fit and appearance

Hardware



- Tamper Resistant Hardware aids in the prevention of corrosion and helps reduce vandalism in our stainless steel hardware



Things we do today impact the world tomorrow. Play & Park Structures believes in sustainability and is committed to taking the necessary steps to ensure our children have a safer environment for play!

Be Environmentally Conscious Daily:

- Turn off the lights when you leave a room
- Buy energy-efficient florescent light bulbs
- Recycle at home and at work
- Use reusable canvas bags when going to the store
- Whenever possible, walk, ride a bike, or carpool

How we help!

Facility & Product Recycling Programs

Play & Park Structures believes that by being mindful of waste we will provide for a greener tomorrow

- Our facility recycles 100% of scrap metal, rotationally molded plastic, and paper
- Review our material content information for an outline of products that are recyclable and that contain pre and post-consumer recycled material
- Our employees are challenged with conserving paper by avoiding unnecessary office printing. Recycle bins for paper, aluminum, cardboard, and plastic are available to help divert trash from landfills



How you can help!

Be an environmentally conscious purchaser!

- Choose a play equipment manufacturer that is ISO 14001 certified
- When replacing an existing playground structure, contact your local recycling center for options
- Specify recyclable materials for your play structures
- Upon receipt of your playground, recycle or reuse all packaging materials
- Consider recycled surfacing options
- Plant trees around your playground to provide natural shade and raise children's awareness of the natural environment

ISO 14001 Certified



Play & Park Structures is proud to be ISO 14001 certified for its manufacturing facility in Fort Payne, Alabama. Also referred to as the 'Green Certification', ISO 14001 is an internationally recognized standard for environmental management, measurement, evaluation, and auditing. As an ISO 14001 certified company, Play & Park Structures controls the environmental impact of our activities, products, and services by implementing an Environmental Management System (EMS) that

meets international standards, but is specific to the play products being produced. Play & Park Structures received its certification from an SRI Registrar, an accredited registrar that issues quality, environmental, health & safety, and security management system registration certificates based on internationally known standards.

Playground customers have confirmed that they prefer to use manufacturers such as Play & Park Structures who are environmentally responsible.


Color Palettes

Choose or create your own!

Design your play structure with confidence and creativity using our pre-defined collection of colors or customize your own to add a meaningful touch to your play area. Custom selections can mix-and-match any way you like.



Spirited



Adventure




Inspire




NEW!



Shamrock



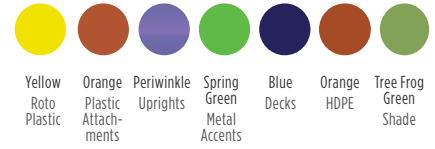
Basics




NEW!



Bubblegum




Refresh




NEW!




Waterfall




Earth



Northwoods



Energetic



NEW!



Gingersnap



Orange Roto Plastic Sky Blue Plastic Attachments Champagne Uprights Orange Metal Accents Gray Decks Blue HDPE Cloud Shade



Clear Sky



Blue Roto Plastic Gray Plastic Attachments Sky Blue Uprights Orange Metal Accents Gray Decks Gray HDPE Cloud Shade



Limelight



Blue Roto Plastic Yellow Plastic Attachments Spring Green Uprights Spring Green Metal Accents Blue Decks Blue HDPE Tree Frog Green Shade



United



Blue Roto Plastic Blue Plastic Attachments White Uprights Red Metal Accents Red Decks Blue HDPE Deep Sea Shade



Nation's Best



Red Roto Plastic Blue Plastic Attachments White Uprights Blue Metal Accents Blue Decks Red HDPE Deep Sea Shade



Spring



Yellow Roto Plastic Spring Green Plastic Attachments Metallic Uprights Orange Metal Accents Blue Decks Spring Green HDPE Sky Shade

NEW!



Harmony



Sky Blue Roto Plastic Night Sky Blue Plastic Attachments Champagne Uprights Light Green Metal Accents Gray Decks Blue HDPE Deep Sea Shade

NEW!



Peacock



Periwinkle Roto Plastic Royal Purple Plastic Attachments Periwinkle Uprights Spring Green Metal Accents Blue Decks Spring Green HDPE Tree Frog Green Shade

NEW!



Savannah



Gray Roto Plastic Beige Plastic Attachments Burgundy Uprights Burgundy Metal Accents Gray Decks Black HDPE Azure Shade



Greenway



Gray Roto Plastic Light Green Plastic Attachments Starlight Black Uprights Spring Green Metal Accents Brown Decks Green HDPE Evergreen Shade



Natural



Beige Roto Plastic Beige Plastic Attachments Green Uprights Burgundy Metal Accents Brown Decks Beige HDPE Sand Shade



River Rock



Light Green Roto Plastic Gray Plastic Attachments Butter-scotch Uprights Champagne Metal Accents Gray Decks Green HDPE Evergreen Shade

Custom Color Options

HDPE Plastic

Available 1-color or 2-color for graphics



Plastisol Deck & Site Colors

Thermoplastic deck coating is available, ask your sales representative for more information.



Recycled Deck Colors

Fabric Shade & Canopy Color Options



Climber Cable Color



Metal Colors -Choose from 22 powder coat colors





A **PLAYCORE** Company

544 Chestnut Street
Chattanooga, TN 37402
Phone: 888-404-5737

Email: customerservice@playandpark.com

Play & Park Structures Warranties

Play & Park Structures provides warranties on all materials and workmanship for one year, excluding vandalism. In addition, Play & Park Structures offers:

Limited Lifetime Warranty* on:

- Supermax, Duramax, totMax, Boulderscapes, Skyline, and Horizons uprights
- Hardware

20 Year Limited Warranty on:

- Recycled Plastic Lumber

15 Year Limited Warranty on:

- Rotationally molded products
- Metal decks, pipes, rings, rails and loops

10 Year Limited Warranty on:

- Redwood and pressure treated wood
- Integrated shade products
- Site furnishings
- Fiberglass signs

5 Year Warranty on:

- Swing Seats
- Nylon-covered cable net climbers and components
- HDPE Panels

3 Year Warranty on:

- "C" Springs for spring bouncers

1 Year Warranty on:

- All other Play & Park Structures products including moving parts
- Nylon rope products
- HDPE components
- Powder coated parts

All warranties specifically exclude damage caused by vandalism; negligence, improper installation or improper use; changes in appearance resulting from weathering; scratches, dents or marring as a result of use.

Warranties are valid only if products are installed and maintained in accordance with Play & Park Structures instructions and use approved parts

At Play & Park Structures, we stand behind our product and are committed to the highest level of customer satisfaction.

For the purpose of this warranty, lifetime encompasses no specific term of years, but rather that Seller warrants to its original customer for as long as the original customer owns the Product and uses the Product for its intended purpose; that the Product and all parts will be free from defects in material and manufacturing workmanship.

SECTION 3

ABOUT BLISS PRODUCTS



About Bliss Products and Services, Inc.

Bliss Products and Services, Inc. has been in the recreation business since 1984. Not only have we survived over thirty years in an ever changing market, but we've undergone tremendous growth that has enabled our organization to expand from servicing a few states to being a formidable presence in the Southeast.

We take pride in this growth, which can be directly attributed to our "low key" and customer focused sales solutions. BPS provides exceptional customer service and quality recreational equipment. Thirty years in the industry has enabled us to develop long term relationships with vendors, clients and our sales force.



Our team has experience in design and development of all types of play environments. Our services include custom design consultations, site evaluations, budgeting, and installation. We are CPSI certified, industry trained, customer oriented, and committed to ensuring that our customers are treated as a part of our team.

You'll find our sales representatives, inside sales support, and install team are enthusiastic, responsive, and ready to work with you at your convenience.



BPS Product Offerings

With the wide variety of products offered at Bliss Products and Services, Inc., (BPS) we are able to propose a solution for all of your recreation equipment needs: playground equipment, playground surfacing, shades, shelters, bleachers, dog parks, outdoor fitness, site amenities and athletic equipment.



PLAYGROUND EQUIPMENT

BPS is the exclusive distributor for Play & Park Structures in the Southeast. Play & Park Structures is owned by Playcore, Inc. By joining the Playcore family of companies, BPS is able to ensure our customers always receive an outstanding product, a competitive price and excellent customer service.

We also represent : BigToys, UltraPlay, Sportsplay, and Elephant Play



DOG PARKS, SITE AMENITIES, ETC.

By incorporating a dog park within your recreational area, you can create an environment that allows all family members to play, socialize, and get the physical activity so critical to health and well being.

Adding other site amenities, such as trash receptacles and benches, to your site, you can provide comfortability and cleanliness.



SHADES, SHELTERS & MORE

Shade is becoming more and more of an important part of any recreation environment. Fabric shades over a playground, dog park, or over a pool can provide relief from the sun while being active. Metal or wood picnic shelters, paired with picnic tables and grills, are a great addition to serve as a gathering space for the community.



BPS Installation Warranty

Bliss Products and Services, Inc. (BPS) hereby warrants and guarantees the installation work for a period of one year from the date of substantial completion.

BPS will repair or replace to the satisfaction of the Owner any or all work that may prove defective in workmanship or materials within the guarantee period together with any other work which may be damaged or displaced in so doing. This guarantee does not cover equipment that is not maintained properly. It also does not cover ordinary wear and tear, vandalism, or an other unusual abuse or neglect of the property.





Lakeshore Villages—D. R. Horton



Lakeshore Villages is the premier development of the Louisiana region. It is right on the Gulf of Mexico, so the coastal package was used to provide the ultimate protection from the salt spray and sun. D.R. Horton's team was looking for premium playground amenities to compliment their resort-style pool to be used for the 2500 families who will reside there. There are the pocket park playgrounds that compliment an additional destination playground by Bliss Products.

Lakeshore Villages
129 Lakeshore Villages S
Slidell, LA 70461

D·R·HORTON
America's Builder

Playground equipment manufactured by:

play&park
structures
A PLAYCORE Company



Marion School District

Bliss Products and Services worked with Play & Park Structures to come up with education related themes for three schools in the Marion School District in Arkansas: Math, Science & Technology, Herbert Carter Global Magnet, and Visual and Performing Arts. Each school received a custom playground layout with equipment that spoke to their school's specific area of concentration. Along with the new playground equipment, each school received new poured in place surfacing with custom graphic designs. This project was completed on time and on budget, allowing children to begin using the new equipment right away when schools opened.



Marion School District

200 Manor Street

Marion, AR 72364

Contact Information

Dusty Duncan

870-739-5100

dduncan@msd3.org

Project Completion: Nov. 2020

Total Cost: \$1,131,537.00



The City of Conway requested that we provide them with a train themed playground. Our train playground, complete with custom wheel panels and arched roofs, was perfect for their space. We also provided them with multiple panels to act as train “stations”. By considering the existing topography and incorporating the existing trees into the design, we created a natural play space that complemented the park. This park has been designated as a Playcore NatureGrounds design National Demonstration Site. This was done in partnership with the Natural Learning Initiative and Play & Park’s parent company, PlayCore, providing best practice guidelines for creating and retrofitting natural playgrounds that integrate manufactured play equipment and the living landscape to provide richer play experiences.



City of Conway

Sherwood Forest Park is located at
502 16th Avenue
Conway, SC 29526

Contact Information

Ken Seen
843-248-1740
kseen@cityofconway.com

Project Completion: Oct 2019





State Licensing Board for Contractors

This is to Certify that:

is duly licensed and entitled to practice the following classifications



Expiration Date:

License No:

Witness our hand and seal of the Board dated,
Baton Rouge, LA day of

W. B. M. M.
Director

See Mallett
Chairman

Andy D. D.
Treasurer

This License Is Not Transferrable



CERTIFICATE OF LIABILITY INSURANCE

DATE (MM/DD/YYYY)

1/8/2021

THIS CERTIFICATE IS ISSUED AS A MATTER OF INFORMATION ONLY AND CONFERS NO RIGHTS UPON THE CERTIFICATE HOLDER. THIS CERTIFICATE DOES NOT AFFIRMATIVELY OR NEGATIVELY AMEND, EXTEND OR ALTER THE COVERAGE AFFORDED BY THE POLICIES BELOW. THIS CERTIFICATE OF INSURANCE DOES NOT CONSTITUTE A CONTRACT BETWEEN THE ISSUING INSURER(S), AUTHORIZED REPRESENTATIVE OR PRODUCER, AND THE CERTIFICATE HOLDER.

IMPORTANT: If the certificate holder is an ADDITIONAL INSURED, the policy(ies) must have ADDITIONAL INSURED provisions or be endorsed. If SUBROGATION IS WAIVED, subject to the terms and conditions of the policy, certain policies may require an endorsement. A statement on this certificate does not confer rights to the certificate holder in lieu of such endorsement(s).

PRODUCER HDINS, Inc dba Harry Daniel Insurance
P.O. 2077
Cartersville, GA 30120

www.hdins.com

AYP070759

CONTACT NAME: Meg Stover
PHONE (A/C, No, Ext): 770-382-8954 FAX (A/C, No): 770-386-4081
E-MAIL ADDRESS: MStover@hdins.com

INSURER(S) AFFORDING COVERAGE

NAIC #

INSURER A : Cincinnati Specialty Underwriters 13037

INSURER B : Twin City Fire Insurance Co. 29459

INSURER C : Sentinel Insurance Co, Ltd 11000

INSURER D :

INSURER E :

INSURER F :

INSURED
Bliss Products and Services, Inc.
6831 S. Sweetwater Rd.
Lithia Springs GA 30122

COVERAGES

CERTIFICATE NUMBER: 59611016

REVISION NUMBER:

THIS IS TO CERTIFY THAT THE POLICIES OF INSURANCE LISTED BELOW HAVE BEEN ISSUED TO THE INSURED NAMED ABOVE FOR THE POLICY PERIOD INDICATED. NOTWITHSTANDING ANY REQUIREMENT, TERM OR CONDITION OF ANY CONTRACT OR OTHER DOCUMENT WITH RESPECT TO WHICH THIS CERTIFICATE MAY BE ISSUED OR MAY PERTAIN, THE INSURANCE AFFORDED BY THE POLICIES DESCRIBED HEREIN IS SUBJECT TO ALL THE TERMS, EXCLUSIONS AND CONDITIONS OF SUCH POLICIES. LIMITS SHOWN MAY HAVE BEEN REDUCED BY PAID CLAIMS.

INSR LTR	TYPE OF INSURANCE	ADDL SUBR INSD WVD	POLICY NUMBER	POLICY EFF (MM/DD/YYYY)	POLICY EXP (MM/DD/YYYY)	LIMITS
A	<input checked="" type="checkbox"/> COMMERCIAL GENERAL LIABILITY <input type="checkbox"/> CLAIMS-MADE <input checked="" type="checkbox"/> OCCUR <input checked="" type="checkbox"/> Contract & XCU <input checked="" type="checkbox"/> \$5000 Deductible per claim GEN'L AGGREGATE LIMIT APPLIES PER: <input type="checkbox"/> POLICY <input checked="" type="checkbox"/> PRO-JECT <input type="checkbox"/> LOC OTHER:		CSU0024940	1/17/2021	1/17/2022	EACH OCCURRENCE \$1000000 DAMAGE TO RENTED PREMISES (Ea occurrence) \$100000 MED EXP (Any one person) \$5000 PERSONAL & ADV INJURY \$1000000 GENERAL AGGREGATE \$3000000 PRODUCTS - COMP/OP AGG \$3000000 \$
C	AUTOMOBILE LIABILITY <input checked="" type="checkbox"/> ANY AUTO <input type="checkbox"/> OWNED AUTOS ONLY <input type="checkbox"/> SCHEDULED AUTOS <input checked="" type="checkbox"/> HIRED AUTOS ONLY <input checked="" type="checkbox"/> NON-OWNED AUTOS ONLY		20UECKN3349	7/29/2020	7/29/2021	COMBINED SINGLE LIMIT (Ea accident) \$1000000 BODILY INJURY (Per person) \$ BODILY INJURY (Per accident) \$ PROPERTY DAMAGE (Per accident) \$ \$
A	UMBRELLA LIAB <input checked="" type="checkbox"/> OCCUR <input checked="" type="checkbox"/> EXCESS LIAB <input type="checkbox"/> CLAIMS-MADE DED <input type="checkbox"/> RETENTION \$0		CSU0024939	1/17/2021	1/17/2022	EACH OCCURRENCE \$5000000 AGGREGATE \$5000000 Occur/Aggregate \$
B	WORKERS COMPENSATION AND EMPLOYERS' LIABILITY ANY PROPRIETOR/PARTNER/EXECUTIVE OFFICER/MEMBER EXCLUDED? <input type="checkbox"/> Y/N (Mandatory in NH) If yes, describe under DESCRIPTION OF OPERATIONS below	N/A	20WECAT3242	7/29/2020	7/29/2021	<input checked="" type="checkbox"/> PER STATUTE <input type="checkbox"/> OTH-ER E.L. EACH ACCIDENT \$1000000 E.L. DISEASE - EA EMPLOYEE \$1000000 E.L. DISEASE - POLICY LIMIT \$1000000
C	IM-Installation		20SBAZT2793	4/19/2020	4/19/2021	100000

DESCRIPTION OF OPERATIONS / LOCATIONS / VEHICLES (ACORD 101, Additional Remarks Schedule, may be attached if more space is required)

--See Attached Remarks Schedule--

Information provided by this certificate (including any addendum/attachment) is strictly limited per State of Georgia legislation (HB66).

CERTIFICATE HOLDER

CANCELLATION

Bliss Products & Services, Inc.
6831 S. Sweetwater Rd.
Lithia Springs GA 30122

SHOULD ANY OF THE ABOVE DESCRIBED POLICIES BE CANCELLED BEFORE THE EXPIRATION DATE THEREOF, NOTICE WILL BE DELIVERED IN ACCORDANCE WITH THE POLICY PROVISIONS.

AUTHORIZED REPRESENTATIVE

H. L. Daniel

© 1988-2015 ACORD CORPORATION. All rights reserved.

ACORD 25 (2016/03)

The ACORD name and logo are registered marks of ACORD

AGENCY CUSTOMER ID: A _____

LOC #: _____

**ADDITIONAL REMARKS SCHEDULE**

Page ____ of ____

AGENCY HDINS, Inc dba Harry Daniel Insurance		NAMED INSURED Bliss Products and Services, Inc. 6831 S. Sweetwater Rd. Lithia Springs GA 30122
POLICY NUMBER		
CARRIER	NAIC CODE	EFFECTIVE DATE:

ADDITIONAL REMARKS**THIS ADDITIONAL REMARKS FORM IS A SCHEDULE TO ACORD FORM,****FORM NUMBER:** 25 **FORM TITLE:** ACORD 25 (03/16)**HOLDER:** Bliss Products & Services, Inc.**ADDRESS:** 6831 S. Sweetwater Rd. Lithia Springs GA 30122

GENERAL LIABILITY: Additional insured for ongoing and completed operations, on a primary and non-contributory basis, when required by executed written contract per form, CSGA437 12/13.

GENERAL LIABILITY: Waiver of subrogation when required by executed written contract per form, CSGA4087 12/12.

AUTO LIABILITY: Additional insured, on a primary and non-contributory basis, and waiver of subrogation when required by executed written contract per form, HA9916 03/12.

EXCESS LIABILITY: General Liability, Auto Liability and Workers' Compensation policies are all listed on the Schedule of Underlying Insurance. Additional insured and waiver of subrogation per forms, CSCX100 02/13 and CSIA405 08/09A.

WORKERS' COMP: Waiver of subrogation when required by executed written contract per form, WC000313.



A PLAYCORE Company

BLISS PRODUCTS AND SERVICES, INC.

Has successfully completed a course in techniques and procedures required for proper installation of Play & Park Structures playground equipment.

In recognition of the successful completion of this training and in acknowledgement of the satisfaction of
Play & Park Structures requirements for a certified installer,
Bliss Products and Services, Inc. is hereby designated an

OFFICIAL CERTIFIED INSTALLER

By receipt of this designation, **Bliss Products and Services, Inc.** agrees to install
Play & Park Structures Playground Equipment in accordance with **Play & Park Structures**
specifications and installation instructions.

This Designation is effective from February 8, 2021 to February 7, 2023
IN WITNESS WHEREOF, WE HAVE AFFIXED OUR SIGNATURE
This 8th day of February 2021.


Group President
Spencer Cheak


Vice President of Customer Service
Mike McWilliams

SECTION 4

COMPLETED BID DOCUMENTS

LOUISIANA UNIFORM PUBLIC WORK BID FORM

50-00133682

Page: 6

TO: JEFFERSON PARISH
PURCHASING DEPT
200 DERBIGNY ST. SUITE 4400
GRETN, LA 70053
 (Owner to provide name and address of owner)

BID FOR: LABOR & MATERIALS NEEDED TO PROVIDE,
 DELIVER & INSTALL ALL SUPPLIES NEEDED FOR
 PLAY STRUCTURES AT THREE TOT LOTS FOR
 THE DEPARTMENT OF PARKS & RECREATION
 (Owner to provide name of project and
 other identifying information)

The undersigned bidder hereby declares and represents that she/he; a) has carefully examined and understands the Bidding Documents, b) has not received, relied on, or based his bid on any verbal instructions contrary to the Bidding Documents or any addenda, c) has personally inspected and is familiar with the project site, and hereby proposes to provide all labor, materials, tools, appliances and facilities as required to perform, in a workmanlike manner, all work and services for the construction and completion of the referenced project, all in strict accordance with the Bidding Documents prepared by: Bliss Products and Services, Inc.
 (Owner to provide name of entity preparing bidding documents.) and dated: 4/16/2021

Bidders must acknowledge all addenda. The Bidder acknowledges receipt of the following ADDENDA: (Enter the number the Designer has assigned to each of the addenda that the Bidder is acknowledging) #1

TOTAL BASE BID: For all work required by the Bidding Documents (including any and all unit prices designated "Base Bid" * but not alternates) the sum of:

Two hundred thirty nine thousand eight hundred thirty eight Dollars (\$) 239,838.86
and eighty six cents.

ALTERNATES: For any and all work required by the Bidding Documents for Alternates including any and all unit prices designated as alternates in the unit price description.

Alternate No. 1 (Owner to provide description of alternate and state whether add or deduct) for the lump sum of:

Seventy one thousand four hundred seventy four dollars and Dollars (\$) 71,474.50
fifty cents.

Alternate No. 2 (Owner to provide description of alternate and state whether add or deduct) for the lump sum of:

Seventy one thousand four hundred seventy four dollars and Dollars (\$) 71,474.50
fifty cents

Alternate No. 3 (Owner to provide description of alternate and state whether add or deduct) for the lump sum of:

Seventy one thousand four hundred seventy four dollars and Dollars (\$) 71,474.50
fifty cents

NAME OF BIDDER: Bliss Products and Services, Inc.

ADDRESS OF BIDDER: 6831 S. Sweetwater Rd. Lithia Springs, GA 30122

LOUISIANA CONTRACTOR'S LICENSE NUMBER: 54059

NAME OF AUTHORIZED SIGNATORY OF BIDDER: Gregg Bliss

TITLE OF AUTHORIZED SIGNATORY OF BIDDER: President

SIGNATURE OF AUTHORIZED SIGNATORY OF BIDDER **: Gregg Bliss

DATE: 4/16/2021

THE FOLLOWING ITEMS ARE TO BE INCLUDED WITH THE SUBMISSION OF THIS LOUISIANA UNIFORM PUBLIC WORK BID FORM:

* The Unit Price Form shall be used if the contract includes unit prices. Otherwise it is not required and need not be included with the form. The number of unit prices that may be included is not limited and additional sheets may be included if needed.

** A CORPORATE RESOLUTION OR WRITTEN EVIDENCE of the authority of the person signing the bid for the public work as prescribed by LA-R.S. 38:2218 (B)(5).

BID SECURITY in the form of a bid bond, certified check or cashier's check as prescribed by LA-R.S. 38:2218.(A) is attached to and made a part of this bid.

LOUISIANA UNIFORM PUBLIC WORK BID FORM
UNIT PRICE FORM

Bid# 50-00133682

TO: JEFFERSON PARISH
PURCHASING DEPT
200 DERBIGNY ST. SUITE 4400
GRETNA, LA 70053
(Owner to provide name and
address of owner)

**LABOR & MATERIALS NEEDED TO PROVIDE,
DELIVER & INSTALL ALL SUPPLIES NEEDED
FOR PLAY STRUCTURES AT THREE TOT LOTS
FOR THE DEPARTMENT OF PARKS & RECREATION**
(Owner to provide name of project
and other identifying information)

UNIT PRICES: This form shall be used for any and all work required by the Bidding Documents and described as unit prices.
Amounts shall be stated in figures and only in figures.

DESCRIPTION:	<input checked="" type="checkbox"/> Base Bid <input type="checkbox"/> Alt.#__	0001 - Labor and Materials needed to provide, deliver, and install tot lot playstructures at the: WOODMERE COMMUNITY CENTER
REF NO.	QUANTITY	UNIT OF MEASURE
001	1.00	JOB
		UNIT PRICE
		71,474.50
UNIT PRICE EXTENSION (Quantity times Unit Price)		

DESCRIPTION:	<input checked="" type="checkbox"/> Base Bid <input type="checkbox"/> Alt.#__	0002 - Labor and Materials needed to provide, deliver, and install tot lot playstructures at the: BELLE TERRE PLAYGROUND
REF NO.	QUANTITY	UNIT OF MEASURE
002	1.00	JOB
		UNIT PRICE
		71,474.50
UNIT PRICE EXTENSION (Quantity times Unit Price)		

DESCRIPTION:	<input checked="" type="checkbox"/> Base Bid <input type="checkbox"/> Alt.#__	0003 - Labor and Materials needed to provide, deliver, and install tot lot playstructures at the: NICHOLSON PLAYGROUND
REF NO.	QUANTITY	UNIT OF MEASURE
003	1.00	JOB
		UNIT PRICE
		71,474.50
UNIT PRICE EXTENSION (Quantity times Unit Price)		

DESCRIPTION:	<input type="checkbox"/> Base Bid <input type="checkbox"/> Alt.#__	
REF NO.	QUANTITY	UNIT OF MEASURE
		UNIT PRICE
UNIT PRICE EXTENSION (Quantity times Unit Price)		

DESCRIPTION:	<input type="checkbox"/> Base Bid <input type="checkbox"/> Alt.#__	
REF NO.	QUANTITY	UNIT OF MEASURE
		UNIT PRICE
UNIT PRICE EXTENSION (Quantity times Unit Price)		

DESCRIPTION:	<input type="checkbox"/> Base Bid <input type="checkbox"/> Alt.#__	
REF NO.	QUANTITY	UNIT OF MEASURE
		UNIT PRICE
UNIT PRICE EXTENSION (Quantity times Unit Price)		

DESCRIPTION:	<input type="checkbox"/> Base Bid <input type="checkbox"/> Alt.#__	
REF NO.	QUANTITY	UNIT OF MEASURE
		UNIT PRICE
UNIT PRICE EXTENSION (Quantity times Unit Price)		

DESCRIPTION:	<input type="checkbox"/> Base Bid <input type="checkbox"/> Alt.#__	
REF NO.	QUANTITY	UNIT OF MEASURE
		UNIT PRICE
UNIT PRICE EXTENSION (Quantity times Unit Price)		

Wording for "DESCRIPTION" is to be provided by the Owner.
All quantities are estimated. The contractor will be paid based upon actual quantities as verified by the Owner.

IMPORTANT NOTICE TO ALL BIDDERS – BID REQUIREMENTS

A. LOUISIANA CONTRACTOR'S LICENSE FOR THIS PROJECT

Must be in the following category:

Building Construction and/or Speciality: Recreation and Sporting Facilities and Golf Courses

B. PROBABLE CONSTRUCTION RANGES

Range of The Probable Construction Cost for Base Bid:

\$0 - \$250,000.00

Range of The Probable Construction Cost for Alternate No. 1:

\$0

Range of The Probable Construction Cost for Alternate No. 2:

\$0

Range of The Probable Construction Cost for Alternate No. 3:

\$0

Range of The Previous Contract Cap
(Public Work Maintenance Contract):

N/A

C. TIMELINES

Except as where provided by law, Bidder agrees that this bid shall be legally binding and may not be withdrawn for a period of forty-five (45) calendar days after the scheduled closing time for receiving bids. In the event the Owner issues the Letter of Award (copy of adopted resolution awarding bid by Jefferson Parish Council) during this period, the bid accepted shall continue to remain binding pending execution of the Contract.

Bidder agrees to execute the ensuing Contract and will deliver applicable Bonds to secure the faithful performance thereof.

PROTESTS: Only those vendors that submit bids in response to this solicitation may protest any element of the procurement, in writing to the Director of the Purchasing Department. Written protest must be received within 48 hours of the release of the bid tabulation by the Purchasing Department. After consultation, the Parish Attorney's Office will then respond to protests in writing. (For more information, please see Chapter 2, Article VII, Division 2, Sec. 2-913 of the Jefferson Parish Code of Ordinances.)

Upon full execution of the Contract and receiving a written notice to proceed, the Bidder agrees that all work shall be completed as follows:

Substantial Completion shall be within 90 consecutive calendar days from Notice to Proceed.

D. SALES TAX EXEMPTION

For this project, the Contractor shall not pay any state or local sales or use taxes on materials and equipment which are affixed and made part of the immovable property of the project or which are permanently incorporated into the project (hereinafter referred to as "applicable materials and equipment"). All purchases of applicable materials or equipment shall be made by the contractor on behalf of and as the agent of Jefferson Parish (Owner), a political subdivision of the State of Louisiana. No state and local sales and use taxes are owed on applicable materials and equipment under the provisions of Act 1029 of the 1991 Regular Session – Louisiana Revised Statute 47:301(8)(c). Owner will furnish contractor a certificate form which certifies that Owner is not required to pay such state or local sales and use taxes, and contractor shall furnish a copy of such certificate to all vendors or suppliers of the applicable materials and equipment.

E. LIQUIDATED DAMAGES

In accordance with Resolutions 136352 and 136353, Bidder agrees to pay, as liquidated damages, the sum of One Hundred (\$100.00) for: (1) each consecutive calendar day after the agreed date of completion that the work remains substantially incomplete, or (2) each consecutive calendar day after substantial completion that the work has not been finally completed.

In addition to, but not in lieu of the per diem liquidated damages, Owner shall also be entitled to recover from Contractor or Contractor's Surety additional liquidated damages as detailed in Resolutions 113646 and 113647. These additional liquidated damages may include, but are not limited to the following, in the amounts and for each of the items identified in the Supplementary Conditions:

- (1) Extended architectural and/or engineering fees \$ N/A ;
- (2) Extended Resident Project Representative fees \$ N/A ;
- (3) Extended construction management fees \$ N/A ;
- (4) Extended Owner's overhead and personnel expenses \$ N/A ; and
- (5) Owner's other costs directly related to the delay in completion beyond the Contract Times.

Also, in accordance with Section 6.02, "Labor; Working Hours," whenever Contractor's work requires inspections in excess of the budgeted amount for inspection, Contractor shall reimburse Owner for the additional costs incurred by the Owner attributable to inspection of the contracted project in excess of the budgeted amount for inspections.

In accordance with the terms of the Engineer's agreement with the Owner, the average hourly rate to be charged for resident inspection for this construction project is \$ N/A and the reasonable budget for such inspections is \$ N/A (the overtime rates shall be \$ N/A per hour). The cost of inspection in excess of this budgeted amount shall be assessed against Contractor's progress payments, all in accordance with LSA R.S. 38:2216(L)(2).

F. METHODS OF BID SUBMISSION

Online at no charge via Jefferson Parish's electronic procurement page by visiting www.jeffparishbids.net. Registration and use of this site is free to Jefferson Parish vendors.

G. ETHICAL STANDARDS AND COOPERATION WITH THE OFFICE OF THE INSPECTOR GENERAL, INCLUDING CONFLICTS OF INTEREST

Vendor agrees by bid submission to comply with all provisions of Louisiana Law as well as compliance with the Jefferson Parish Code of Ordinances, Louisiana Code of Ethics, as published on <http://ethics.la.gov> and applicable Jefferson Parish ethical standards and Jefferson Parish Terms and Condition.

Inspector General: It shall be the duty of every parish officer, employee, department, agency, special district, board, and commission; and the duty of every contractor, subcontractor, and licensee of the parish, and the duty of every applicant for certification of eligibility for a parish contract or program, to cooperate with the Inspector general in any investigation, audit, inspection, performance review, or hearing pursuant to JPCO 2-155.10(19). Every parish contract and every bid, proposal, application or solicitation for a parish contract, and every application for certification of eligibility for a parish contract or program shall contain a statement that the corporation, partnership, or person understands and will abide by all provisions of JPCO 2-155.10.

Conflicts of Interest: Jefferson Parish adheres to the Louisiana Code of Governmental Ethics, contained in Louisiana Revised Statutes Annotated, R.S. 42:1101, et seq. Vendor/Proposer by this submission warrants that there are no "conflicts of interest" related to this procurement that would violate applicable Louisiana Law. Violation of the Louisiana Code of Governmental Ethics may result in rescission of contract, permit or licenses, and the imposition of fines and/or penalties, without contractual liability to the public in accordance with applicable law.

H. REQUIRED AFFIDAVITS

For convenience, all legally mandated affidavits have been combined into one form, entitled THE PUBLIC WORKS BID AFFIDAVIT. All bidders must submit with their bid submission, a completed, signed and properly notarized affidavit in its original format and without alteration in order to be compliant and for the bid to be considered responsive. A scanned copy of the completed, signed and properly notarized affidavit may be submitted with the bid; however, the successful bidder must submit the original affidavit in its original format and without material alteration prior to, or at contract execution. Failure to comply will result in the bid submission being rejected as non-responsive. The Parish reserves the right to award bid to the next lowest responsive and responsible bidder in this event.

I. BID REQUIREMENTS (BID DOCUMENTS, SPECIFICATIONS, BONDS, W-9 AND PAYMENT INFO)

Bidders must review the bid specifications and include any required documentation including but not limited to the LA Public Works Uniform Bid Form, Bid Security, Corporate Resolution or written evidence of signature authority, and the Public Works Affidavit. Pursuant to LA R.S. 38:2212(B)(3)(b), bidders shall also be responsible for providing any other documentation as required, i.e. federal grant documentation, etc. Please note that the payment and performance bonds must be supplied by the successful bidder at contract signing.

All vendors submitting bids should register as a Jefferson Parish vendor, if not already registered. Registration forms may be downloaded from <http://purchasing.jeffparish.net> and click on Vendor Information. Current W-9 forms with respective Tax Identification numbers and vendor applications may be submitted at any time; however, if your company is not registered and/or a current W-9 form is not on file, vendor registration is mandatory. Vendors may experience a delay in payment if your company is not a registered vendor with Jefferson Parish.

Bidders must comply with all provisions of the General Terms and Conditions as approved by Resolution No. 136352 and/or 136353. A copy of these terms and resolutions may be obtained from the Office of the Parish Clerk, Suite 6700, Jefferson Parish General Government Building, 200 Derbigny Street, Gretna, Louisiana 70053. Bidders may also obtain a copy by visiting the Purchasing Department's webpage at www.purchasing.jeffparish.net and clicking on online forms.

Bid Security: Bidders shall provide bid security in the form of an electronic bid bond in the amount of five percent (5%) of the total bid price (Base Bid and any Alternates) (as per R.S. 38:2218). Such security will become the property of the Owner in the event the successful bidder fails or refuses to execute the Contract or fails to produce performance and payment bonds upon contract signing.

When submitting online, bidders must submit an electronic bid bond through the respective online clearinghouse bond management system(s) as indicated in the electronic bid solicitation on Central Auction House. No scanned paper copies of any bid bond will be accepted as part of the electronic bid submission.

Performance Bond: A performance bond is required in 100% of the contract amount and is due at the signing of the formal contract.

Payment Bond: A payment bond is required in 100% of the contract amount and is due at the signing of the formal contract.

J. INSURANCE REQUIREMENTS

All Bidders must submit with bid submission a current (valid) insurance certificate evidencing required coverages. Failure to comply will cause the bid to be rejected. The current insurance certificate will be used for proof of insurance at time of evaluation. Thereafter, and prior to contract execution, the low bidder will be required to provide final insurance certificates to the Parish which shall name the Jefferson Parish, its Districts Departments and Agencies under the direction of the Parish President and the Parish Council as additional insureds regarding negligence by the contractor for the Commercial General Liability and the Comprehensive Automobile Liability policies. Additionally, said certificates should reflect the name of the Parish Department receiving goods and services and reference the respective Jefferson Parish bid number.

JEFFERSON PARISH REQUIRED STANDARD INSURANCE

☒ **WORKER'S COMPENSATION INSURANCE**

As required by Louisiana State Statute, exception; Employer's Liability, Section B shall be \$1,000,000 per occurrence when Work is to be over water and involves maritime exposures to cover all employees not covered under the State Worker's Compensation Act, otherwise this limit shall be no less than \$500,000 per occurrence.

☒ **COMMERCIAL GENERAL LIABILITY**

Shall provide limits not less than the following: \$1,000,000.00 Combined Single Limit per Occurrence for bodily injury and property damage.

☒ **COMPREHENSIVE AUTOMOBILE LIABILITY**

Bodily injury liability \$1,000,000.00 each person; \$1,000,000.00 each occurrence. Property Damage Liability \$1,000,000.00 each occurrence.

UMBRELLA LIABILITY COVERAGE

An umbrella policy or excess may be used to meet minimum requirements.

FOR CONSTRUCTION AND RENOVATION PROJECTS:

The following are required unless otherwise specified in the bid. Such insurance is due upon contract execution.

☐ **OWNER'S PROTECTIVE LIABILITY**

To be for the same limits of liability for bodily injury and property damage liability established for commercial general liability.

☐ **BUILDER'S RISK INSURANCE**

The contractor shall maintain Builder's Risk Insurance at his own expense to insure both the owner (Parish of Jefferson) and contractor as their interest may appear.

INSURANCE DEDUCTIBLES - The Parish Attorney with concurrence of the Director of Risk Management have waived the deductible section of the Terms and Conditions for all Invitations to Bid, until further notice.

K. INDEMNIFICATION

Bidder acknowledges that Bidder recovered the cost of any required insurance in the contract price as required by La.R.S. 9:2780.1(l) and that Bidder recovered any such cost for the purposes of insuring an obligation to indemnify Jefferson Parish, defend Jefferson Parish, or hold Jefferson Parish harmless and that Bidder's indemnity liability is limited to the amount of the proceeds that are payable under the insurance policy or policies that Bidder has obtained.

Public Works Bid Affidavit Instructions

- **Affidavit is supplied as a courtesy to Affiants, but it is the responsibility of the affiant to insure the affidavit they submit to Jefferson Parish complies, in both form and content, with federal, state and parish laws.**
- **Affidavit must be signed by an authorized representative of the entity or the affidavit will not be accepted.**
- **Affidavit must be notarized or the affidavit will not be accepted.**
- **Notary must sign name, print name, and include bar/notary number, or the affidavit will not be accepted.**
- **Affiant MUST select either A or B when required or the affidavit will not be accepted.**
- **Affiants who select choice A must include an attachment or the affidavit will not be accepted.**
- **If both choice A and B are selected, the affidavit will not be accepted.**
- **Affidavit marked N/A will not be accepted.**
- **It is the responsibility of the Affiant to submit a new affidavit if any additional campaign contributions are made after the affidavit is executed but prior to the time the council acts on the matter.**

Instruction sheet may be omitted when submitting the affidavit

Public Works Bid

AFFIDAVIT

STATE OF Georgia

PARISH/COUNTY OF Douglas

BEFORE ME, the undersigned authority, personally came and appeared: Gregg Bliss, (Affiant) who after being by me duly sworn, deposed and said that he/she is the fully authorized President of Bliss Products and Services, Inc. (Entity), the party who submitted a bid in response to Bid Number 50-00133682, to the Parish of Jefferson.

Affiant further said:

Campaign Contribution Disclosures

(Choose A or B, if option A is indicated please include the required attachment):

Choice A _____ Attached hereto is a list of all campaign contributions, including the date and amount of each contribution, made to current or former elected officials of the Parish of Jefferson by Entity, Affiant, and/or officers, directors and owners, including employees, owning 25% or more of the Entity during the two-year period immediately preceding the date of this affidavit or the current term of the elected official, whichever is greater. Further, Entity, Affiant, and/or Entity Owners have not made any contributions to or in support of current or former members of the Jefferson Parish Council or the Jefferson Parish President through or in the name of another person or legal entity, either directly or indirectly.

Choice B ☒ there are **NO** campaign contributions made which would require disclosure under Choice A of this section.

Affiant further said:

Debt Disclosures

(Choose A or B, if option A is indicated please include the required attachment):

Choice A _____ Attached hereto is a list of all debts owed by the affiant to any elected or appointed official of the Parish of Jefferson, and any and all debts owed by any elected or appointed official of the parish to the Affiant.

Choice B ☒ There are **NO** debts which would require disclosure under Choice A of this section.

Affiant further said:

That Affiant has employed no person, corporation, firm, association, or other organization, either directly or indirectly, to secure the public contract under which he received payment, other than persons regularly employed by the Affiant whose services in connection with the construction, alteration or demolition of the public building or project or in securing the public contract were in the regular course of their duties for Affiant; and

That no part of the contract price received by Affiant was paid or will be paid to any person, corporation, firm, association, or other organization for soliciting the contract, other than the payment of their normal compensation to persons regularly employed by the Affiant whose services in connection with the construction, alteration or demolition of the public building or project were in the regular course of their duties for Affiant.

Affiant further said:

Affiant personally has not been convicted of, nor has he/she entered into a plea of guilty or nolo contendere to any of the crimes or equivalent federal crimes listed below. No individual partner, incorporator, director, manager, officer, organizer, or member, who has a minimum of a ten percent ownership in the Bidding Entity, has been convicted of, or has entered a plea of guilty or nolo contendere to any of the crimes or equivalent federal crimes listed below. A conviction of or plea of guilty or nolo contendere to the following state crimes or equivalent federal crimes shall permanently bar any person or the bidding entity from bidding on public projects:

- (a) Public bribery (R.S. 14:118)
- (b) Corrupt influencing (R.S. 14:120)
- (c) Extortion (R.S. 14:66)
- (d) Money laundering (R.S. 14:230)

A conviction of or plea of guilty or nolo contendere to the following state crimes or equivalent federal crimes shall bar any person or the bidding entity from bidding on public projects for a period of five years from the date of conviction or from the date of the entrance of the plea of guilty or nolo contendere:

- (a) Theft (R.S. 14:67)
- (b) Identity Theft (R.S. 14:67, 16)
- (c) Theft of a business record (R.S. 14:67.20)
- (d) False accounting (R.S. 14:70)
- (e) Issuing worthless checks (R.S. 14:71)
- (f) Bank fraud (R.S. 14:71.1)
- (g) Forgery (R.S. 14:72)
- (h) Contractors; misapplication of payments (R.S. 14:202)
- (i) Malfeasance in office (R.S. 14:134)

The five-year prohibition provided for in this section shall apply only if the crime was committed during the solicitation or execution of a contract or bid awarded pursuant to these provisions. If evidence is submitted substantiating that a false attestation has been made and the project must be readvertised or the contract cancelled, the awarded entity making the false attestation shall be responsible to the public entity for the costs of rebidding, additional costs due to increased costs of bids and any and all delay costs due to the rebid or cancellation of this project.

[The remainder of this page is intentionally left blank.]

Affiant further said:

- (1) Entity is registered and participates in a status verification system to verify that all employees in the State of Louisiana are legal citizens of the United States or are legal aliens.
- (2) Entity shall continue, during the term of the contract, to utilize a status verification system to verify the legal status of all new employees in the State of Louisiana.
- (3) Entity shall require all subcontractors to submit to the Entity a sworn affidavit verifying compliance with statements (1) and (2).


Signature of Affiant

Gregg Bliss
Printed Name of Affiant

SWORN AND SUBSCRIBED TO BEFORE ME

ON THE 16 DAY OF April, 2021.


Notary Public

Allison McClesky
Printed Name of Notary

N/A
Notary/Bar Roll Number



My commission expires 3/14/2023.

CORPORATE RESOLUTION

EXCERPT FROM MINUTES OF MEETING OF THE BOARD OF DIRECTORS OF

INCORPORATED.

AT THE MEETING OF DIRECTORS OF Bliss Products and Services, Inc.
INCORPORATED, DULY NOTICED AND HELD ON 4/16/2021,
A QUORUM BEING THERE PRESENT, ON MOTION DULY MADE AND SECONDED. IT
WAS:

RESOLVED THAT Gregg Bliss, BE AND IS HEREBY
APPOINTED, CONSTITUTED AND DESIGNATED AS AGENT AND ATTORNEY-IN-
FACT OF THE CORPORATION WITH FULL POWER AND AUTHORITY TO ACT ON
BEHALF OF THIS CORPORATION IN ALL NEGOTIATIONS, BIDDING, CONCERNS
AND TRANSACTIONS WITH THE PARISH OF JEFFERSON OR ANY OF ITS AGENCIES,
DEPARTMENTS, EMPLOYEES OR AGENTS, INCLUDING BUT NOT LIMITED TO, THE
EXECUTION OF ALL BIDS, PAPERS, DOCUMENTS, AFFIDAVITS, BONDS, SURETIES,
CONTRACTS AND ACTS AND TO RECEIVE ALL PURCHASE ORDERS AND NOTICES
ISSUED PURSUANT TO THE PROVISIONS OF ANY SUCH BID OR CONTRACT, THIS
CORPORATION HEREBY RATIFYING, APPROVING, CONFIRMING, AND ACCEPTING
EACH AND EVERY SUCH ACT PERFORMED BY SAID AGENT AND ATTORNEY-IN-
FACT.

I HEREBY CERTIFY THE FOREGOING TO BE
A TRUE AND CORRECT COPY OF AN
EXCERPT OF THE MINUTES OF THE ABOVE
DATED MEETING OF THE BOARD OF
DIRECTORS OF SAID CORPORATION, AND
THE SAME HAS NOT BEEN REVOKED OR
RESCINDED.



SECRETARY-TREASURER

4/16/2021

DATE



JEFFERSON PARISH

DEPARTMENT OF PURCHASING

CYNTHIA LEE SHENG
PARISH PRESIDENT

RENNY SIMNO
DIRECTOR

March 26, 2021

ADDENDUM # 1

Bid Number: 50-00133682

Receipt Date: April 20, 2021
Postponed to Date: N/A

Description of Bid: LABOR & MATERIALS NEEDED TO PROVIDE, DELIVER & INSTALL ALL SUPPLIES NEEDED FOR PLAY STRUCTURES AT THREE (3) TOT LOTS FOR THE DEPARTMENT OF PARKS & RECREATION

Q&A CLARIFICATION:

Q: *WILL YOU CONSIDER GIVING OTHER PLAYGROUND MANUFACTURE'S PRIOR APPROVAL FOR THIS PROJECT?*

A: Prior approval not needed. Once they submit the bid all as equals will be considered.

Q: *COULD YOU PLEASE PROVIDE 2-D AND/OR 3-D PLANS SHOWING THE CONFIGURATION OF THE SPECIFIED EQUIPMENT?*

A: Please see attached

Q: *PLEASE CLARIFY IF POST SIZE IS TO BE 5" O.D. AS STATED ON PAGE 11 SECTION 2.3.14.1, OR 3.5" O.D. AS STATED ON PAGE 15 SECTION 2.3.14.20.*

A: The 2-5 age group structure has 3.5" diameter posts; and the 5-12 year old structure has 5" diameter posts

Q: *PLEASE WAIVE THE REQUIREMENT FOR OSHA TRAINING STATED ON PAGE 18 SECTION 3.3.3.2 AS THIS HAS NOT PREVIOUSLY BEEN REQUIRED FOR INSTALLATION OF PLAYGROUNDS FOR JEFFERSON PARISH AND IS NOT NECESSARY*

A: Yes, Waived

Q: *PLEASE WAIVE THE MANUFACTURER'S LIABILITY REQUIREMENT TO HAVE 10 MILLION DOLLARS OF LIABILITY INSURANCE (SECTION 1.3.1) SINCE JEFFERSON PARISH HAS STATED INSURANCE REQUIREMENTS IN THE BID DOCUMENTS IN SECTION J OF THE IMPORTANT NOTICE TO ALL BIDDERS SECTION.*

A: Yes, Waived

Sincerely,

Shanna Folse

Shanna Folse, Buyer II
Jefferson Parish Purchasing Department

Bidders must acknowledge all addenda on the bid form. Bidder acknowledges receipt of this addendum on the bid form by indicating the addendum number listed above. Failure to list each addenda number on the bid form will result in bid rejection.

This addendum is a part of the contract documents and modifies the original bidding documents and specifications. The contents of this addendum shall be included in the contract documents. Changes made by this addendum shall take precedence over the documents of earlier date.

GENERAL GOVERNMENT BLDG. – 200 DERBIGNY ST., SUITE 4400, GRETN, LA 70053
OFFICE 504.364.2678

JOSEPH S. YENNI BLDG. – 1221 ELMWOOD PARK BLVD., SUITE 404, JEFFERSON, LA 70123
OFFICE 504.364.2678

EMAIL: PURCHASING@JEFFPARISH.NET WEBSITE: WWW.JEFFPARISH.NET

McCartha, Cobb & Associates, Inc.

1407 Calhoun Street

Columbia, South Carolina 29201

Telephone: 803-799-3474

Email results to:

kathryn@mccartha-cobb.com

BID BOND RESULT FORM

CONTRACTOR: Bliss Products and Services, Inc.

BID DATE: 4/20/2021

OWNER: Jefferson Parish

PROJECT: Provide and Install Playground Equipment at 3 Parks

The Surety asks that Bid Results be provided as soon as possible after the bid date. We would appreciate you completing this form and returning via email at your earliest opportunity. Thank you!

CONTRACTOR

BID

1st	_____	\$ _____
2nd	_____	\$ _____
3rd	_____	\$ _____

If you are *not* one of the three lowest bidders:

My Bid: _____ \$ _____

If you were low, or were low and negotiating, evaluation of bids and award of contract is expected by ____/____/____.

Merchants National Bonding, Inc.

AIA® Document A310™ – 2010

Bid Bond

CONTRACTOR:

(Name, legal status and address)

Bliss Products and Services, Inc.
6831 South Sweetwater Road
Lithia Springs, GA 30122

SURETY:

(Name, legal status and principal place of business)

Merchants National Bonding, Inc.
Post Office Box 14498
Des Moines, IA 50306-3498

This document has important legal consequences. Consultation with an attorney is encouraged with respect to its completion or modification.

Any singular reference to Contractor, Surety, Owner or other party shall be considered plural where applicable.

OWNER:

(Name, legal status and address)

Jefferson Parish
200 Derbigny St., Suite 4400
Gretna, LA

BOND AMOUNT: 5% of the attached bid***

PROJECT:

(Name, location or address, and Project number, if any)

Provide and Install Playground Equipment at 3 Parks

Project Number, if any:

50-133682

The Contractor and Surety are bound to the Owner in the amount set forth above, for the payment of which the Contractor and Surety bind themselves, their heirs, executors, administrators, successors and assigns, jointly and severally, as provided herein. The conditions of this Bond are such that if the Owner accepts the bid of the Contractor within the time specified in the bid documents, or within such time period as may be agreed to by the Owner and Contractor, and the Contractor either (1) enters into a contract with the Owner in accordance with the terms of such bid, and gives such bond or bonds as may be specified in the bidding or Contract Documents, with a surety admitted in the jurisdiction of the Project and otherwise acceptable to the Owner, for the faithful performance of such Contract and for the prompt payment of labor and material furnished in the prosecution thereof; or (2) pays to the Owner the difference, not to exceed the amount of this Bond, between the amount specified in said bid and such larger amount for which the Owner may in good faith contract with another party to perform the work covered by said bid, then this obligation shall be null and void, otherwise to remain in full force and effect. The Surety hereby waives any notice of an agreement between the Owner and Contractor to extend the time in which the Owner may accept the bid. Waiver of notice by the Surety shall not apply to any extension exceeding sixty (60) days in the aggregate beyond the time for acceptance of bids specified in the bid documents, and the Owner and Contractor shall obtain the Surety's consent for an extension beyond sixty (60) days.

If this Bond is issued in connection with a subcontractor's bid to a Contractor, the term Contractor in this Bond shall be deemed to be Subcontractor and the term Owner shall be deemed to be Contractor.


When this Bond has been furnished to comply with a statutory or other legal requirement in the location of the Project, any provision in this Bond conflicting with said statutory or legal requirement shall be deemed deleted herefrom and provisions conforming to such statutory or other legal requirement shall be deemed incorporated herein. When so furnished, the intent is that this Bond shall be construed as a statutory bond and not as a common law bond.

Signed and sealed this 20th day of April, 2021

Bliss Products and Services, Inc.
(Principal)

(Seal)

(Witness)


(Witness) Edith P. Forsberg

(Title)

Merchants National Bonding, Inc.
(Surety)

(Seal)

(Title) C. Wayne McCarthy, Attorney-in-Fact

Init.

MERCHANTS
BONDING COMPANY™
POWER OF ATTORNEY

Know All Persons By These Presents, that MERCHANTS BONDING COMPANY (MUTUAL) and MERCHANTS NATIONAL BONDING, INC., both being corporations of the State of Iowa (herein collectively called the "Companies") do hereby make, constitute and appoint, individually,
C Wayne McCartha; M Kathryn McCartha-Powers; Raymond E Cobb Jr

their true and lawful Attorney(s)-in-Fact, to sign its name as surety(ies) and to execute, seal and acknowledge any and all bonds, undertakings, contracts and other written instruments in the nature thereof, on behalf of the Companies in their business of guaranteeing the fidelity of persons, guaranteeing the performance of contracts and executing or guaranteeing bonds and undertakings required or permitted in any actions or proceedings allowed by law.

This Power-of-Attorney is granted and is signed and sealed by facsimile under and by authority of the following By-Laws adopted by the Board of Directors of Merchants Bonding Company (Mutual) on April 23, 2011 and amended August 14, 2015 and adopted by the Board of Directors of Merchants National Bonding, Inc., on October 16, 2015.

"The President, Secretary, Treasurer, or any Assistant Treasurer or any Assistant Secretary or any Vice President shall have power and authority to appoint Attorneys-in-Fact, and to authorize them to execute on behalf of the Company, and attach the seal of the Company thereto, bonds and undertakings, recognizances, contracts of indemnity and other writings obligatory in the nature thereof."

"The signature of any authorized officer and the seal of the Company may be affixed by facsimile or electronic transmission to any Power of Attorney or Certification thereof authorizing the execution and delivery of any bond, undertaking, recognizance, or other suretyship obligations of the Company, and such signature and seal when so used shall have the same force and effect as though manually fixed."

In connection with obligations in favor of the Florida Department of Transportation only, it is agreed that the power and authority hereby given to the Attorney-in-Fact includes any and all consents for the release of retained percentages and/or final estimates on engineering and construction contracts required by the State of Florida Department of Transportation. It is fully understood that consenting to the State of Florida Department of Transportation making payment of the final estimate to the Contractor and/or its assignee, shall not relieve this surety company of any of its obligations under its bond.

In connection with obligations in favor of the Kentucky Department of Highways only, it is agreed that the power and authority hereby given to the Attorney-in-Fact cannot be modified or revoked unless prior written personal notice of such intent has been given to the Commissioner-Department of Highways of the Commonwealth of Kentucky at least thirty (30) days prior to the modification or revocation.

In Witness Whereof, the Companies have caused this instrument to be signed and sealed this 11th day of February, 2020.

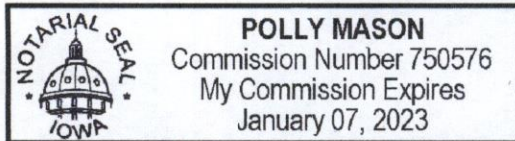


MERCHANTS BONDING COMPANY (MUTUAL)
MERCHANTS NATIONAL BONDING, INC.

By *Larry Taylor*
President

STATE OF IOWA
COUNTY OF DALLAS ss.

On this 11th day of February 2020, before me appeared Larry Taylor, to me personally known, who being by me duly sworn did say that he is President of MERCHANTS BONDING COMPANY (MUTUAL) and MERCHANTS NATIONAL BONDING, INC.; and that the seals affixed to the foregoing instrument are the Corporate Seals of the Companies; and that the said instrument was signed and sealed in behalf of the Companies by authority of their respective Boards of Directors.



Polly Mason
Notary Public

(Expiration of notary's commission
does not invalidate this instrument)

I, William Warner, Jr., Secretary of MERCHANTS BONDING COMPANY (MUTUAL) and MERCHANTS NATIONAL BONDING, INC., do hereby certify that the above and foregoing is a true and correct copy of the POWER-OF-ATTORNEY executed by said Companies, which is still in full force and effect and has not been amended or revoked.

In Witness Whereof, I have hereunto set my hand and affixed the seal of the Companies on this 20th day of April, 2021.



William Warner Jr.
Secretary

MERCHANTS BONDING COMPANY™

MERCHANTS BONDING COMPANY (MUTUAL) • P.O. BOX 14498 • DES MOINES, IOWA 50306-3498
PHONE: (800) 678-8171 • FAX: (515) 243-3854

ADDENDUM TO BOND

This Addendum is in reference to the bond(s) to which it is attached.

Merchants Bonding Company (Mutual) ("Merchants") deems the digital or electronic image of Merchants' corporate seal below affixed to the bond(s) to the same extent as if a raised corporate seal was physically stamped or impressed upon the bond(s). The digital or electronic seal below shall have the same force and effect as though manually fixed to the bond(s).

All terms of the bond(s) remain the same.

Signed and effective April 20, 2021.

MERCHANTS BONDING COMPANY (MUTUAL)



By: _____

Larry Taylor

Larry Taylor, President

