

TO: JEFFERSON PARISH  
PURCHASING DEPT  
200 DERBIGNY ST. SUITE 4400  
GRETN, LA 70053  
 (Owner to provide name and address of owner)

BID FOR: FURNISH LABOR, MATERIALS AND EQ  
 TO INSTALL PLAY STRUCTURE AT HA  
 MCDONALD PARK LOCATED AT 900 DR  
 WESTWEGO, LA 70094 FOR THE JEFF  
 (Owner to provide name of project and  
 other identifying information)

The undersigned bidder hereby declares and represents that she/he; a) has carefully examined and understands the Bidding Documents, b) has not received, relied on, or based his bid on any verbal instructions contrary to the Bidding Documents or any addenda, c) has personally inspected and is familiar with the project site, and hereby proposes to provide all labor, materials, tools, appliances and facilities as required to perform, in a workmanlike manner, all work and services for the construction and completion of the referenced project, all in strict accordance with the Bidding Documents prepared by: Jefferson Parish Government

(Owner to provide name of entity preparing bidding documents.)

and dated: MARCH 16, 2023

Bidders must acknowledge all addenda. The Bidder acknowledges receipt of the following ADDENDA: (Enter the number the Designer has assigned to each of the addenda that the Bidder is acknowledging) \_\_\_\_\_

TOTAL BASE BID: For all work required by the Bidding Documents (including any and all unit prices designated "Base Bid" \* but not alternates) the sum of:

Eighty-Six Thousand Seven Hundred Dollars (\$) 86,762.00  
Sixty-two 00/100

ALTERNATES: For any and all work required by the Bidding Documents for Alternates including any and all unit prices designated as alternates in the unit price description.

Alternate No. 1 (Owner to provide description of alternate and state whether add or deduct) for the lump sum of:

N/A Dollars (\$)

Alternate No. 2 (Owner to provide description of alternate and state whether add or deduct) for the lump sum of:

N/A Dollars (\$)

Alternate No. 3 (Owner to provide description of alternate and state whether add or deduct) for the lump sum of:

N/A Dollars (\$)

NAME OF BIDDER: Planet Recess, Inc.

ADDRESS OF BIDDER: P.O. Box 78160 Baton Rouge, LA 70837

LOUISIANA CONTRACTOR'S LICENSE NUMBER: 37277

NAME OF AUTHORIZED SIGNATORY OF BIDDER: Treyner McAdams

TITLE OF AUTHORIZED SIGNATORY OF BIDDER: President

SIGNATURE OF AUTHORIZED SIGNATORY OF BIDDER \*\*: \_\_\_\_\_

DATE: 4/3/23

THE FOLLOWING ITEMS ARE TO BE INCLUDED WITH THE SUBMISSION OF THIS LOUISIANA UNIFORM PUBLIC WORK BID FORM:

\* The Unit Price Form shall be used if the contract includes unit prices. Otherwise it is not required and need not be included with the form. The number of unit prices that may be included is not limited and additional sheets may be included if needed.

\*\* A CORPORATE RESOLUTION OR WRITTEN EVIDENCE of the authority of the person signing the bid for the public work as prescribed by LA-R.S. 38:2218 (B)(5).

BID SECURITY in the form of a bid bond, certified check or cashier's check as prescribed by LA-R.S. 38:2218.(A) is attached to and made a part of this bid.

## CORPORATE RESOLUTION

EXCERPT FROM MINUTES OF MEETING OF THE BOARD OF DIRECTORS OF  
Planet Recess, Inc.  
INCORPORATED.

AT THE MEETING OF DIRECTORS OF Planet Recess, Inc.  
INCORPORATED, DULY NOTICED AND HELD ON January 2nd, 2021  
A QUORUM BEING THERE PRESENT, ON MOTION DULY MADE AND SECONDED. IT  
WAS:

RESOLVED THAT Traynor McAdams, BE AND IS HEREBY  
APPOINTED, CONSTITUTED AND DESIGNATED AS AGENT AND ATTORNEY-IN-  
FACT OF THE CORPORATION WITH FULL POWER AND AUTHORITY TO ACT ON  
BEHALF OF THIS CORPORATION IN ALL NEGOTIATIONS, BIDDING, CONCERNS  
AND TRANSACTIONS WITH THE PARISH OF JEFFERSON OR ANY OF ITS AGENCIES,  
DEPARTMENTS, EMPLOYEES OR AGENTS, INCLUDING BUT NOT LIMITED TO, THE  
EXECUTION OF ALL BIDS, PAPERS, DOCUMENTS, AFFIDAVITS, BONDS, SURETIES,  
CONTRACTS AND ACTS AND TO RECEIVE ALL PURCHASE ORDERS AND NOTICES  
ISSUED PURSUANT TO THE PROVISIONS OF ANY SUCH BID OR CONTRACT, THIS  
CORPORATION HEREBY RATIFYING, APPROVING, CONFIRMING, AND ACCEPTING  
EACH AND EVERY SUCH ACT PERFORMED BY SAID AGENT AND ATTORNEY-IN-  
FACT.

I HEREBY CERTIFY THE FOREGOING TO BE  
A TRUE AND CORRECT COPY OF AN  
EXCERPT OF THE MINUTES OF THE ABOVE  
DATED MEETING OF THE BOARD OF  
DIRECTORS OF SAID CORPORATION, AND  
THE SAME HAS NOT BEEN REVOKED OR  
RESCINDED.

  
\_\_\_\_\_  
SECRETARY-TREASURER

4/10/23  
\_\_\_\_\_  
DATE





03-21-2023

## Bid Bond in Accordance with Contract Specifications

SLA03218650

Planet Recess Inc

Bond Number

Principal Name

PO Box 78160, Baton Rouge, LA, 708367, US

Principal Address

Principal Signature

Jefferson Parish

200 Derbigny Street, Gretna, LA, 70053, US

Owner/Obligee Name

Owner/Obligee Address

### Bond Information

04-11-2023

Bid Date

American Alternative Insurance  
Corporation  
Surety

310013553

Contractor Vendor ID Number

50-00141332

Contract ID Number

Furnish Labor, Materials, Equipment to Install Play Structure at Harold McDonald Sr. Park located at 900 Drake Ave., Westwego, La. 70053

Description of Job

Five Percent of Amount Bid

5%

Amount of Bid Security

Bid Security Maximum

Bid Security Percentage

Garrett Turner

Attorney-in-Fact

Surety Bond Brokers of LA Inc.

Bond Entered and Executed By

Primary Agency

Attorney-In-Fact Signature

Know all men by these presents that American Alternative Insurance Corporation, a Corporation duly organized under the laws of the State of DE, are held and firmly bound unto the above owner/obligee by the transmission. The surety agrees to waive the statute of Fraud defense and further agrees that the owner/obligee is a third party beneficiary of the walver for the purposes of enforcing this bid bond.



Public Works Bid

AFFIDAVIT

STATE OF LOUISIANA

PARISH/COUNTY OF EAST BATON ROUGE

BEFORE ME, the undersigned authority, personally came and appeared: Treynor McAdams  
\_\_\_\_\_, (Affiant) who after being by me duly sworn, deposed and said that  
he/she is the fully authorized President of Planet Recess Inc. (Entity),  
the party who submitted a bid in response to Bid Number 50-00141332, to the Parish of  
Jefferson.

Affiant further said:

Campaign Contribution Disclosures

(Choose A or B, if option A is indicated please include the required attachment):

Choice A \_\_\_\_\_ Attached hereto is a list of all campaign contributions, including the date and amount of each contribution, made to current or former elected officials of the Parish of Jefferson by Entity, Affiant, and/or officers, directors and owners, including employees, owning 25% or more of the Entity during the two-year period immediately preceding the date of this affidavit or the current term of the elected official, whichever is greater. Further, Entity, Affiant, and/or Entity Owners have not made any contributions to or in support of current or former members of the Jefferson Parish Council or the Jefferson Parish President through or in the name of another person or legal entity, either directly or indirectly.


Choice B ☒ there are NO campaign contributions made which would require disclosure under Choice A of this section.



Affiant further said:

Debt Disclosures

(Choose A or B, if option A is indicated please include the required attachment):

- Choice A \_\_\_\_\_ Attached hereto is a list of all debts owed by the affiant to any elected or appointed official of the Parish of Jefferson, and any and all debts owed by any elected or appointed official of the parish to the Affiant.
- Choice B  \_\_\_\_\_ There are NO debts which would require disclosure under Choice A of this section.

Affiant further said:

That Affiant has employed no person, corporation, firm, association, or other organization, either directly or indirectly, to secure the public contract under which he received payment, other than persons regularly employed by the Affiant whose services in connection with the construction, alteration or demolition of the public building or project or in securing the public contract were in the regular course of their duties for Affiant; and

That no part of the contract price received by Affiant was paid or will be paid to any person, corporation, firm, association, or other organization for soliciting the contract, other than the payment of their normal compensation to persons regularly employed by the Affiant whose services in connection with the construction, alteration or demolition of the public building or project were in the regular course of their duties for Affiant.

Affiant further said:

Affiant personally has not been convicted of, nor has he/she entered into a plea of guilty or nolo contendere to any of the crimes or equivalent federal crimes listed below. No individual partner, incorporator, director, manager, officer, organizer, or member, who has a minimum of a ten percent ownership in the Bidding Entity, has been convicted of, or has entered a plea of guilty or nolo contendere to any of the crimes or equivalent federal crimes listed below. A conviction of or plea of guilty or nolo contendere to the following state crimes or equivalent federal crimes shall permanently bar any person or the bidding entity from bidding on public projects:

- (a) Public bribery (R.S. 14:118)
- (b) Corrupt influencing (R.S. 14:120)
- (c) Extortion (R.S. 14:66)
- (d) Money laundering (R.S. 14:230)

A conviction of or plea of guilty or nolo contendere to the following state crimes or equivalent federal crimes shall bar any person or the bidding entity from bidding on public projects for a period of five years from the date of conviction or from the date of the entrance of the plea of guilty or nolo contendere:

- (a) Theft (R.S. 14:67)
- (b) Identity Theft (R.S. 14:67, 16)
- (c) Theft of a business record (R.S. 14:67.20)
- (d) False accounting (R.S. 14:70)
- (e) Issuing worthless checks (R.S. 14:71)
- (f) Bank fraud (R.S. 14:71.1)
- (g) Forgery (R.S. 14:72)
- (h) Contractors; misapplication of payments (R.S. 14:202)
- (i) Malfeasance in office (R.S. 14:134)


The five-year prohibition provided for in this section shall apply only if the crime was committed during the solicitation or execution of a contract or bid awarded pursuant to these provisions. If evidence is submitted substantiating that a false attestation has been made and the project must be readvertised or the contract cancelled, the awarded entity making the false attestation shall be responsible to the public entity for the costs of rebidding, additional costs due to increased costs of bids and any and all delay costs due to the rebid or cancellation of this project.

*[The remainder of this page is intentionally left blank.]*



Affiant further said:


- (1) Entity is registered and participates in a status verification system to verify that all employees in the State of Louisiana are legal citizens of the United States or are legal aliens.
- (2) Entity shall continue, during the term of the contract, to utilize a status verification system to verify the legal status of all new employees in the State of Louisiana.
- (3) Entity shall require all subcontractors to submit to the Entity a sworn affidavit verifying compliance with statements (1) and (2).

  
\_\_\_\_\_  
Signature of Affiant

Treynor McAdams  
\_\_\_\_\_  
Printed Name of Affiant

SWORN AND SUBSCRIBED TO BEFORE ME

ON THE 10 DAY OF April, 20 23

  
\_\_\_\_\_  
Notary Public

Melisa C. Busby  
\_\_\_\_\_  
Printed Name of Notary

78629  
\_\_\_\_\_  
Notary/Bar Roll Number

My commission expires At Death







# Request for Taxpayer Identification Number and Certification

► Go to [www.irs.gov/FormW9](http://www.irs.gov/FormW9) for instructions and the latest information.

Give Form to the  
requester. Do not  
send to the IRS.

Print or type.  
See Specific Instructions on page 3.

1 Name (as shown on your income tax return). Name is required on this line; do not leave this line blank.

Treynor McAdams

2 Business name/disregarded entity name, if different from above

Planet Recess, Inc.

3 Check appropriate box for federal tax classification of the person whose name is entered on line 1. Check only **one** of the following seven boxes.

☐ Individual/sole proprietor or single-member LLC

☐ C Corporation

☒ S Corporation

☐ Partnership

☐ Trust/estate

☐ Limited liability company. Enter the tax classification (C=C corporation, S=S corporation, P=Partnership) ►

**Note:** Check the appropriate box in the line above for the tax classification of the single-member owner. Do not check LLC if the LLC is classified as a single-member LLC that is disregarded from the owner unless the owner of the LLC is another LLC that is **not** disregarded from the owner for U.S. federal tax purposes. Otherwise, a single-member LLC that is disregarded from the owner should check the appropriate box for the tax classification of its owner.

☐ Other (see instructions) ►

4 Exemptions (codes apply only to certain entities, not individuals; see instructions on page 3):

Exempt payee code (if any) \_\_\_\_\_

Exemption from FATCA reporting code (if any) \_\_\_\_\_

(Applies to accounts maintained outside the U.S.)

5 Address (number, street, and apt. or suite no.) See instructions.

P.O. Box 78160

6 City, state, and ZIP code

Baton Rouge, LA 70837

Requester's name and address (optional)

7 List account number(s) here (optional)

## Part I Taxpayer Identification Number (TIN)

Enter your TIN in the appropriate box. The TIN provided must match the name given on line 1 to avoid backup withholding. For individuals, this is generally your social security number (SSN). However, for a resident alien, sole proprietor, or disregarded entity, see the instructions for Part I, later. For other entities, it is your employer identification number (EIN). If you do not have a number, see *How to get a TIN*, later.

**Note:** If the account is in more than one name, see the instructions for line 1. Also see *What Name and Number To Give the Requester* for guidelines on whose number to enter.

Social security number

\_\_\_\_ - \_\_\_\_ - \_\_\_\_

or

Employer identification number

7 2 - 1 4 4 7 5 9 5

## Part II Certification

Under penalties of perjury, I certify that:

1. The number shown on this form is my correct taxpayer identification number (or I am waiting for a number to be issued to me); and
2. I am not subject to backup withholding because: (a) I am exempt from backup withholding, or (b) I have not been notified by the Internal Revenue Service (IRS) that I am subject to backup withholding as a result of a failure to report all interest or dividends, or (c) the IRS has notified me that I am no longer subject to backup withholding; and
3. I am a U.S. citizen or other U.S. person (defined below); and
4. The FATCA code(s) entered on this form (if any) indicating that I am exempt from FATCA reporting is correct.

**Certification instructions.** You must cross out item 2 above if you have been notified by the IRS that you are currently subject to backup withholding because you have failed to report all interest and dividends on your tax return. For real estate transactions, item 2 does not apply. For mortgage interest paid, acquisition or abandonment of secured property, cancellation of debt, contributions to an individual retirement arrangement (IRA), and generally, payments other than interest and dividends, you are not required to sign the certification, but you must provide your correct TIN. See the instructions for Part II, later.

Sign  
Here

Signature of  
U.S. person ►

Date ►

4/19/2021

## General Instructions

Section references are to the Internal Revenue Code unless otherwise noted.

**Future developments.** For the latest information about developments related to Form W-9 and its instructions, such as legislation enacted after they were published, go to [www.irs.gov/FormW9](http://www.irs.gov/FormW9).

## Purpose of Form

An individual or entity (Form W-9 requester) who is required to file an information return with the IRS must obtain your correct taxpayer identification number (TIN) which may be your social security number (SSN), individual taxpayer identification number (ITIN), adoption taxpayer identification number (ATIN), or employer identification number (EIN), to report on an information return the amount paid to you, or other amount reportable on an information return. Examples of information returns include, but are not limited to, the following.

- Form 1099-INT (interest earned or paid)

- Form 1099-DIV (dividends, including those from stocks or mutual funds)
- Form 1099-MISC (various types of income, prizes, awards, or gross proceeds)
- Form 1099-B (stock or mutual fund sales and certain other transactions by brokers)
- Form 1099-S (proceeds from real estate transactions)
- Form 1099-K (merchant card and third party network transactions)
- Form 1098 (home mortgage interest), 1098-E (student loan interest), 1098-T (tuition)
- Form 1099-C (canceled debt)
- Form 1099-A (acquisition or abandonment of secured property)

Use Form W-9 only if you are a U.S. person (including a resident alien), to provide your correct TIN.

If you do not return Form W-9 to the requester with a TIN, you might be subject to backup withholding. See What is backup withholding, later.





## Who Are We?

**E**stablished in 1996, Planet Recess has built an excellent reputation in Louisiana and Mississippi as the premier playground and splashpad consultant for schools, parent/teacher organizations, and parks and recreation departments that are seeking to invest in new playground equipment and splashpads.

Our knowledgeable staff of consultants, customer service personnel, and installation and service specialists is capable of assisting you with every aspect of planning. From safety concerns through complex design and installation issues, you will be guided each step of the way with the confidence which comes from years of experience.

We are a licensed State Contractor in Louisiana and Mississippi.

We have our own Factory Certified Installers.

We have several Nationally Certified Playground Safety Inspectors on staff.

We are a "qualified" playground contractor as recognized by the National Playground Contractors Association.

We have completed over 400 community-built playground projects and have over \$20 million in product installations throughout the Gulf South.

If our team can be of service to you, or answer any questions or concerns, you may contact us at:

**225.778.4700 or  
800.344.6255**

[www.planetrecess.com](http://www.planetrecess.com)

*Thank you for this  
opportunity to be a part of your  
plans.*

Sincerely,  
**Treynor McAdams**  
*President*

**Meet some of the people at  
Planet Recess who are  
dedicated to  
your success:**

**Treynor McAdams**  
*President/MS Sales*  
*NCPSI certified*

**Melisa McAdams**  
*Office Manager/Senior*  
*Account Manager*

**Dana Davis**  
*Administrative Assistant*  
*Logistics & Job Coordinator*

**Sorah Reeves**  
*Administrative Assistant*

**Carol Billon**  
*LA Sales*

Treynor With  
Howie Long



Treynor With  
Laura Bush



*Treynor McAdams  
With first wife, Laura Bush*

Treynor With  
Vince Gill



Treynor With  
MS Governor  
Hailey Barbour



Treynor With  
Bob Nardelli  
CEO Home Depot







## State Licensing Board for Contractors

This is to Certify that:

PLANET RECESS, INC.  
P. O. Box 78160  
Baton Rouge, LA 70837

is duly licensed and entitled to practice the following classifications

SPECIALTY: RECREATION & SPORTING FACILITIES & GOLF COURSES



Witness our hand and seal of the Board dated,  
Baton Rouge, LA 20th day of October 2020

Director

Chairman

Treasurer

Expiration Date: October 19, 2023

License No: 37277

This License Is Not Transferrable



# CERTIFICATE OF LIABILITY INSURANCE

DATE (MM/DD/YYYY)  
12/08/2022

THIS CERTIFICATE IS ISSUED AS A MATTER OF INFORMATION ONLY AND CONFERS NO RIGHTS UPON THE CERTIFICATE HOLDER. THIS CERTIFICATE DOES NOT AFFIRMATIVELY OR NEGATIVELY AMEND, EXTEND OR ALTER THE COVERAGE AFFORDED BY THE POLICIES BELOW. THIS CERTIFICATE OF INSURANCE DOES NOT CONSTITUTE A CONTRACT BETWEEN THE ISSUING INSURER(S), AUTHORIZED REPRESENTATIVE OR PRODUCER, AND THE CERTIFICATE HOLDER.

**IMPORTANT:** If the certificate holder is an **ADDITIONAL INSURED**, the policy(ies) must have **ADDITIONAL INSURED** provisions or be endorsed. If **SUBROGATION IS WAIVED**, subject to the terms and conditions of the policy, certain policies may require an endorsement. A statement on this certificate does not confer rights to the certificate holder in lieu of such endorsement(s).

<b>PRODUCER</b> Brown & Brown of Louisiana, LLC 6300 Corporate Blvd, Suite 250  Baton Rouge LA 70809		<b>CONTACT NAME:</b> Gina Lachney <b>PHONE (A/C, No, Ext):</b> (225) 763-5600 <b>E-MAIL ADDRESS:</b> Gina.Lachney@bbrown.com <b>FAX (A/C, No):</b>	
<b>INSURED</b> Planet Recess, Inc. P. O. Box 78160  Baton Rouge LA 70818		<b>INSURER(S) AFFORDING COVERAGE</b> <b>INSURER A:</b> Covington Specialty Insurance Company <b>INSURER B:</b> Houston Specialty Insurance Company <b>INSURER C:</b> AIG Specialty Insurance Company <b>INSURER D:</b> Louisiana Workers' Compensation Corporation <b>INSURER E:</b> <b>INSURER F:</b>	
		<b>NAIC #</b> 22350	

## COVERAGES

**CERTIFICATE NUMBER:** CL2212887093

**REVISION NUMBER:**

THIS IS TO CERTIFY THAT THE POLICIES OF INSURANCE LISTED BELOW HAVE BEEN ISSUED TO THE INSURED NAMED ABOVE FOR THE POLICY PERIOD INDICATED. NOTWITHSTANDING ANY REQUIREMENT, TERM OR CONDITION OF ANY CONTRACT OR OTHER DOCUMENT WITH RESPECT TO WHICH THIS CERTIFICATE MAY BE ISSUED OR MAY PERTAIN, THE INSURANCE AFFORDED BY THE POLICIES DESCRIBED HEREIN IS SUBJECT TO ALL THE TERMS, EXCLUSIONS AND CONDITIONS OF SUCH POLICIES. LIMITS SHOWN MAY HAVE BEEN REDUCED BY PAID CLAIMS.

INSR LTR	TYPE OF INSURANCE	ADDL INSD	SUBR WVD	POLICY NUMBER	POLICY EFF (MM/DD/YYYY)	POLICY EXP (MM/DD/YYYY)	LIMITS
A	<input checked="" type="checkbox"/> <b>COMMERCIAL GENERAL LIABILITY</b> <input type="checkbox"/> CLAIMS-MADE <input checked="" type="checkbox"/> OCCUR  GEN'L AGGREGATE LIMIT APPLIES PER: <input type="checkbox"/> POLICY <input type="checkbox"/> PRO-JECT <input type="checkbox"/> LOC OTHER:			01002177620	12/08/2022	12/08/2023	EACH OCCURRENCE \$ 1,000,000 DAMAGE TO RENTED PREMISES (Ea occurrence) \$ 100,000 MED EXP (Any one person) \$ 5,000 PERSONAL & ADV INJURY \$ 1,000,000 GENERAL AGGREGATE \$ 2,000,000 PRODUCTS - COMP/OP AGG \$ 2,000,000
	<input type="checkbox"/> <b>AUTOMOBILE LIABILITY</b> <input type="checkbox"/> ANY AUTO <input type="checkbox"/> OWNED AUTOS ONLY <input checked="" type="checkbox"/> HIRED AUTOS ONLY <input type="checkbox"/> SCHEDULED AUTOS <input checked="" type="checkbox"/> NON-OWNED AUTOS ONLY			HSLR18-08080-01	06/21/2022	06/21/2023	COMBINED SINGLE LIMIT (Ea accident) \$ 1,000,000 BODILY INJURY (Per person) \$ BODILY INJURY (Per accident) \$ PROPERTY DAMAGE (Per accident) \$ Uninsured motorist \$ 100,000
	<input type="checkbox"/> <b>UMBRELLA LIAB</b> <input checked="" type="checkbox"/> <b>EXCESS LIAB</b> <input type="checkbox"/> OCCUR <input type="checkbox"/> CLAIMS-MADE DED \$ RETENTION \$			EBU080853053	12/08/2022	12/08/2023	COMBINED SINGLE LIMIT (Ea occurrence) \$ 2,000,000 AGGREGATE \$ 2,000,000
	<input type="checkbox"/> <b>WORKERS COMPENSATION AND EMPLOYERS' LIABILITY</b> ANY PROPRIETOR/PARTNER/EXECUTIVE OFFICER/MEMBER EXCLUDED? (Mandatory in NH) If yes, describe under DESCRIPTION OF OPERATIONS below Y/N <input checked="" type="checkbox"/> Y	N/A		153877B	11/16/2022	11/16/2023	PER STATUTE OTH-ER E.L. EACH ACCIDENT \$ 1,000,000 E.L. DISEASE - EA EMPLOYEE \$ 1,000,000 E.L. DISEASE - POLICY LIMIT \$ 1,000,000

DESCRIPTION OF OPERATIONS / LOCATIONS / VEHICLES (ACORD 101, Additional Remarks Schedule, may be attached if more space is required)

## CERTIFICATE HOLDER

## CANCELLATION

SAMPLE 123 Main St.  New Orleans LA 70076	SHOULD ANY OF THE ABOVE DESCRIBED POLICIES BE CANCELLED BEFORE THE EXPIRATION DATE THEREOF, NOTICE WILL BE DELIVERED IN ACCORDANCE WITH THE POLICY PROVISIONS.
	AUTHORIZED REPRESENTATIVE 

© 1988-2015 ACORD CORPORATION. All rights reserved.





Member ID#

**2000-0516**

## Certificate of Playground Contractor Qualification

This certificate validates that the company below is listed as a Qualified Playground Contractor and a Member of the NPCAI and has the necessary requirements to conduct business.

**Planet Recess, Inc.**  
**Baton Rouge, LA**

This Certificate is valid until the date of

**09/30/2023**

Edward Miller, Jr., NPCAI Chairman

10/17/2022

Date

Denise R. Calabrese, NPCAI Executive Director

10/17/2022

Date



# CERTIFICATE OF ACHIEVEMENT

Awarded to:

**Treynor McAdams**

Has completed the

## RECREATION INSTALLATION SPECIALIST CERTIFICATION COURSE

This certificate of achievement is valid for the above individual who has successfully passed the required training as set by the National Playground Contractors Association, Inc.



2022-1130

Certificate Number

12/31/2025

Expiration Date

A handwritten signature in black ink, appearing to read "Edward Miller, Jr.", is written over a horizontal line.

Edward Miller, Jr., NPCAI Chairman

10/25/2022

Issue Date



# National Recreation and Park Association

Let it be known that

## TREYNOR MCADAMS

has met the requirements of the standards set forth by the  
National Certification Board  
and is hereby granted certification as a



**Certified  
Playground  
Safety Inspector**

CHAIRPERSON

NRPA PRESIDENT AND CEO

May 10, 2021

DATE CERTIFIED

51308-0624

CERTIFICATION NUMBER

June 01, 2024

EXPIRATION DATE

# BCI Burke Company, LLC

Let it be known that

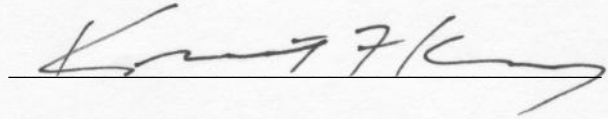
**Treynor McAdams**

with

**Planet Recess, Inc.**

attended and successfully completed the installation training at the  
2023 BCI Burke Company Factory Certified Installers Training.

February 22nd & 23rd, 2023  
Fond du Lac, Wisconsin  
Expiration: March 1, 2027



Ken Krug, Plant Manager/Supplier Performance





# *Certificate of Registration*

This certifies that the Quality Management System of

## **BCI Burke Company, LLC**

660 Van Dyne Road  
Fond du Lac, Wisconsin, 54936, United States

has been assessed by NSF-ISR and found to be in conformance to the following standard(s):


## **ISO 9001:2015**

### **Scope of Registration:**

Design and Manufacture of Playground, Park and Recreation Equipment with the Design, Manufacture and Distribution of Specialized Parts.



Certificate Number:	C0130541-IS7
Certificate Issue Date:	30-OCT-2020
Registration Date:	28-NOV-2020
Expiration Date *:	27-NOV-2023

  
Tom Chestnut,  
Sr Vice President - ISR,  
NSF-ISR, Ltd.

Page 1 of 2

### **NSF International Strategic Registrations**

789 North Dixboro Road, Ann Arbor, Michigan 48105 | (888) NSF-9000 | [www.nsf-isr.org](http://www.nsf-isr.org)



**ANNEX PAGE FOR CERTIFICATE REGISTRATION NUMBER**

**C0130541-IS7**

**CERTIFICATE ISSUE DATE: 30-OCT-2020**

**CERTIFICATE EXPIRATION DATE: 27-NOV-2023**

BCI Burke Company, LLC

660 Van Dyne Road

Fond du Lac, Wisconsin, 54936, United States

**Remote Location:**

BCI Burke Company, LLC- C0402824

665 N. Peters Ave.

Fond du Lac, Wisconsin, 54936, United States

**Scope:**

Receiving and Warehousing.

**NSF International Strategic Registrations**

789 North Dixboro Road, Ann Arbor, Michigan 48105 | (888) NSF-9000 | [www.nsf-isr.org](http://www.nsf-isr.org)

**This Annex is only Valid in connection with the above-mentioned certificate issued by NSF-ISR**





# *Certificate of Registration*

This certifies that the Environmental Management System of

## **BCI Burke Company, LLC**


660 Van Dyne Road  
Fond du Lac, Wisconsin, 54936, United States

has been assessed by NSF-ISR and found to be in conformance to the following standard(s):


### **ISO 14001:2015**

#### **Scope of Registration:**

Design and Manufacture of Playground, Park and Recreation Equipment with the Design, Manufacture and Distribution of Specialized Parts.



Certificate Number:	C0130541-EM6
Certificate Issue Date:	30-OCT-2020
Registration Date:	28-NOV-2020
Expiration Date *:	27-NOV-2023

  
Tom Chestnut,  
Sr Vice President - ISR,  
NSF-ISR, Ltd.

Page 1 of 2

#### **NSF International Strategic Registrations**

789 North Dixboro Road, Ann Arbor, Michigan 48105 | (888) NSF-9000 | [www.nsf-isr.org](http://www.nsf-isr.org)



**ANNEX PAGE FOR CERTIFICATE REGISTRATION NUMBER**

**C0130541-EM6**

**CERTIFICATE ISSUE DATE: 30-OCT-2020**

**CERTIFICATE EXPIRATION DATE: 27-NOV-2023**

BCI Burke Company, LLC

660 Van Dyne Road

Fond du Lac, Wisconsin, 54936, United States

**Remote Location:**

BCI Burke Company, LLC- C0402824

665 N. Peters Ave.

Fond du Lac, Wisconsin, 54936, United States

**Scope:**

Warehouse

**NSF International Strategic Registrations**

789 North Dixboro Road, Ann Arbor, Michigan 48105 | (888) NSF-9000 | [www.nsf-isr.org](http://www.nsf-isr.org)

**This Annex is only Valid in connection with the above-mentioned certificate issued by NSF-ISR**



Company ID Number: 500952

## THE E-VERIFY PROGRAM FOR EMPLOYMENT VERIFICATION MEMORANDUM OF UNDERSTANDING FOR E-VERIFY EMPLOYER AGENTS

### ARTICLE I

#### PURPOSE AND AUTHORITY

The parties to this Agreement are the Department of Homeland Security (DHS), and **Planet Recess, Inc.** (E-Verify Employer Agent). The purpose of this Agreement is to set forth terms by which SSA and DHS will provide information to **Planet Recess, Inc.** (E-Verify Employer Agent) on behalf of the E-Verify Employer Agent's client (the Employer). This MOU explains certain features of the E-Verify program and enumerates specific responsibilities of DHS, SSA, the Employer, and the E-Verify Employer Agent. References to the Employer include the E-Verify Employer Agent when acting on behalf of the Employer. E-Verify is a program that electronically confirms an employee's eligibility to work in the United States after completion of the Employment Eligibility Verification Form (Form I-9). For covered government contractors, E-Verify is used to verify the employment eligibility of all newly hired employees and all existing employees assigned to Federal contracts or to verify the entire workforce if the contractor so chooses.

The Employer is not a party to this MOU. The E-Verify program requires an initial agreement between DHS and the E-Verify Employer Agent as part of the enrollment process. After agreeing to the MOU as set forth herein, completing the tutorial, and obtaining access to E-Verify as a E-Verify Employer Agent, the E-Verify Employer Agent will be given an opportunity to add a client once logged into E-Verify. All parties, including the Employer, will then be required to sign and submit a new MOU. The responsibilities of the parties remain the same in each MOU.

Authority for the E-Verify program is found in Title IV, Subtitle A, of the Illegal Immigration Reform and Immigrant Responsibility Act of 1996 (IIRIRA), Pub. L. 104-208, 110 Stat. 3009, as amended (8 U.S.C. § 1324a note). Authority for use of the E-Verify program by Federal contractors and subcontractors covered by the terms of Subpart 22.18, "Employment Eligibility Verification", of the Federal Acquisition Regulation (FAR) (hereinafter referred to in this MOU as a "Federal contractor with the FAR E-Verify clause") to verify the employment eligibility of certain employees working on Federal contracts is also found in Subpart 22.18 and in Executive Order 12989, as amended.

### ARTICLE II

#### FUNCTIONS TO BE PERFORMED

##### A. RESPONSIBILITIES OF SSA

1. SSA agrees to provide the Employer (through the E-Verify Employer Agent) with available information that will allow the Employer to confirm the accuracy of Social Security Numbers

Company ID Number: 500952

provided by all employees verified under this MOU and the employment authorization of U.S. citizens.

2. SSA agrees to provide the Employer and E-Verify Employer Agent appropriate assistance with operational problems that may arise during the Employer's participation in the E-Verify program. SSA agrees to provide the E-Verify Employer Agent with names, titles, addresses, and telephone numbers of SSA representatives to be contacted during the E-Verify process.

3. SSA agrees to safeguard the information provided by the Employer through the E-Verify program procedures, and to limit access to such information, as is appropriate by law, to individuals responsible for the verification of Social Security Numbers and for evaluation of the E-Verify program or such other persons or entities who may be authorized by SSA as governed by the Privacy Act (5 U.S.C. § 552a), the Social Security Act (42 U.S.C. 1306(a)), and SSA regulations (20 CFR Part 401).

4. SSA agrees to provide a means of automated verification that is designed (in conjunction with DHS's automated system if necessary) to provide confirmation or tentative nonconfirmation of U.S. citizens' employment eligibility within 3 Federal Government work days of the initial inquiry.

5. SSA agrees to provide a means of secondary verification (including updating SSA records as may be necessary) for employees who contest SSA tentative nonconfirmations that is designed to provide final confirmation or nonconfirmation of U.S. citizens' employment eligibility and accuracy of SSA records for both citizens and non-citizens within 10 Federal Government work days of the date of referral to SSA, unless SSA determines that more than 10 days may be necessary. In such cases, SSA will provide additional verification instructions.

## **B. RESPONSIBILITIES OF DHS**

1. After SSA verifies the accuracy of SSA records for employees through E-Verify, DHS agrees to provide the Employer (through the E-Verify Employer Agent) access to selected data from DHS's databases to enable the Employer (through the E-Verify Employer Agent) to conduct, to the extent authorized by this MOU:

- Automated verification checks on employees by electronic means, and
- Photo verification checks (when available) on employees.

2. DHS agrees to provide to the Employer and E-Verify Employer Agent appropriate assistance with operational problems that may arise during the Employer's participation in the E-Verify program. DHS agrees to provide the E-Verify Employer Agent names, titles, addresses, and telephone numbers of DHS representatives to be contacted during the E-Verify process.

3. DHS agrees to make available to the Employer (through the E-Verify Employer Agent) at the E-Verify website and on the E-Verify Web browser, instructional materials on E-Verify policies, procedures and requirements for both SSA and DHS, including restrictions on the use of E-Verify. DHS agrees to provide training materials on E-Verify.



Company ID Number: 500952

4. DHS agrees to provide to the Employer (through the E-Verify Employer Agent) a notice, which indicates the Employer's participation in the E-Verify program. DHS also agrees to provide to the Employer (through the E-Verify Employer Agent) anti-discrimination notices issued by the Office of Special Counsel for Immigration-Related Unfair Employment Practices (OSC), Civil Rights Division, U.S. Department of Justice.

5. DHS agrees to issue the E-Verify Employer Agent a user identification number and password that will be used exclusively by the E-Verify Employer Agent, on behalf of the Employer, to verify information provided by employees with DHS's databases.

6. DHS agrees to safeguard the information provided to DHS by the Employer (through the E-Verify Employer Agent), and to limit access to such information to individuals responsible for the verification of employees' employment eligibility and for evaluation of the E-Verify program, or to such other persons or entities as may be authorized by applicable law. Information will be used only to verify the accuracy of Social Security Numbers and employment eligibility, to enforce the Immigration and Nationality Act (INA) and Federal criminal laws, and to administer Federal contracting requirements.

7. DHS agrees to provide a means of automated verification that is designed (in conjunction with SSA verification procedures) to provide confirmation or tentative nonconfirmation of employees' employment eligibility within 3 Federal Government workdays of the initial inquiry.

8. DHS agrees to provide a means of secondary verification (including updating DHS records as may be necessary) for employees who contest DHS tentative nonconfirmations and photo non-match tentative nonconfirmations that is designed to provide final confirmation or nonconfirmation of the employees' employment eligibility within 10 Federal Government work days of the date of referral to DHS, unless DHS determines that more than 10 days may be necessary. In such cases, DHS will provide additional verification instructions.

### **C. RESPONSIBILITIES OF THE EMPLOYER**

1. The Employer shall display the notices supplied by DHS (through the E-Verify Employer Agent) in a prominent place that is clearly visible to prospective employees and all employees who are to be verified through the system.

2. The Employer shall provide to the SSA and DHS the names, titles, addresses, and telephone numbers of the Employer representatives to be contacted regarding E-Verify.

3. The Employer shall become familiar with and comply with the most recent version of the E-Verify User Manual. The Employer will obtain the E-Verify User Manual from the E-Verify Employer Agent.

4. The Employer shall comply with current Form I-9 procedures, with two exceptions:

- If an employee presents a "List B" identity document, the Employer agrees to only

Company ID Number: 500952

accept "List B" documents that contain a photo. (List B documents identified in 8 C.F.R. § 274a.2(b)(1)(B)) can be presented during the Form I-9 process to establish identity.) If an employee objects to the photo requirement for religious reasons, the Employer should contact E-Verify at 1-888-464-4218.

- If an employee presents a DHS Form I-551 (Permanent Resident Card) or Form I-766 (Employment Authorization Document) to complete the Form I-9, the Employer agrees to make a photocopy of the document and to retain the photocopy with the employee's Form I-9. The photocopy must be of sufficient quality to allow for verification of the photo and written information. The employer will use the photocopy to verify the photo and to assist DHS with its review of photo non-matches that are contested by employees. Note that employees retain the right to present any List A, or List B and List C, documentation to complete the Form I-9. DHS may in the future designate other documents that activate the photo screening tool.

5. Participation in E-Verify does not exempt the Employer from the responsibility to complete, retain, and make available for inspection Forms I-9 that relate to its employees, or from other requirements of applicable regulations or laws, including the obligation to comply with the antidiscrimination requirements of section 274B of the INA with respect to Form I-9 procedures, except for the following modified requirements applicable by reason of the Employer's participation in E-Verify: (1) identity documents must have photos, as described in paragraph 4 above; (2) a rebuttable presumption is established that the Employer has not violated section 274A(a)(1)(A) of the Immigration and Nationality Act (INA) with respect to the hiring of any individual if it obtains confirmation of the identity and employment eligibility of the individual in good faith compliance with the terms and conditions of E-Verify; (3) the Employer must notify DHS if it continues to employ any employee after receiving a final nonconfirmation, and is subject to a civil money penalty between \$550 and \$1,100 for each failure to notify DHS of continued employment following a final nonconfirmation; (4) the Employer is subject to a rebuttable presumption that it has knowingly employed an unauthorized alien in violation of section 274A(a)(1)(A) if the Employer continues to employ an employee after receiving a final nonconfirmation; and (5) no person or entity participating in E-Verify is civilly or criminally liable under any law for any action taken in good faith based on information provided through the confirmation system. DHS reserves the right to conduct Form I-9 and E-Verify system compliance inspections during the course of E-Verify, as well as to conduct any other enforcement activity authorized by law.

6. The Employer shall initiate E-Verify verification procedures (through the E-Verify Employer Agent), for new employees within 3 Employer business days after each employee has been hired (but after the Form I-9 has been completed), and to complete as many (but only as many) steps of the E-Verify process as are necessary according to the E-Verify User Manual, or in the case of Federal contractors with the FAR E-Verify clause, the E-Verify User Manual for Federal contractors. The Employer is prohibited from initiating verification procedures before the employee has been hired and the Form I-9 completed. If the automated system to be queried is temporarily unavailable, the 3-day time period is extended until it is again operational in order to accommodate the Employer's attempting, in good faith, to make inquiries during the period of unavailability. Employers may initiate verification, through the E-Verify Employer Agent, by notating the Form I-9 in circumstances where the employee has applied for a Social Security Number (SSN) from the SSA and is waiting to receive the SSN, provided that the Employer



Company ID Number: 500952

(through the E-Verify Employer Agent) performs an E-Verify employment verification query using the employee's SSN as soon as the SSN becomes available.

7. The Employer may not use E-Verify procedures for pre-employment screening of job applicants, in support of any unlawful employment practice, or for any other use not authorized by this MOU. Employers must use E-Verify (through its E-Verify Employer Agent) for all new employees, unless an Employer is a Federal contractor that qualifies for the exceptions described in Article II.D.1.c. Except as provided in Article II.D, the Employer will not verify selectively and will not verify employees hired before the effective date of this MOU. The Employer understands that if the Employer uses the E-Verify system for any purpose other than as authorized by this MOU, the Employer may be subject to appropriate legal action and termination of its access to SSA and DHS information pursuant to this MOU.

8. The Employer (through the E-Verify Employer Agent) shall follow appropriate procedures (see Article III. below) regarding tentative nonconfirmations, including notifying employees in private of the finding and providing them written notice of the findings, providing written referral instructions to employees, allowing employees to contest the finding, and not taking adverse action against employees if they choose to contest the finding. Further, when employees contest a tentative nonconfirmation based upon a photo non-match, the Employer is required to take affirmative steps (see Article III.B. below) to contact DHS with information necessary to resolve the challenge.

9. The Employer shall not take any adverse action against an employee based upon the employee's perceived employment eligibility status while SSA or DHS is processing the verification request unless the Employer obtains knowledge (as defined in 8 C.F.R. § 274a.1(l)) that the employee is not work authorized. The Employer understands that an initial inability of the SSA or DHS automated verification system to verify work authorization, a tentative nonconfirmation, a case in continuance (indicating the need for additional time for the government to resolve a case), or the finding of a photo non-match, does not establish, and should not be interpreted as evidence, that the employee is not work authorized. In any of the cases listed above, the employee must be provided a full and fair opportunity to contest the finding, and if he or she does so, the employee may not be terminated or suffer any adverse employment consequences based upon the employee's perceived employment eligibility status (including denying, reducing, or extending work hours, delaying or preventing training, requiring an employee to work in poorer conditions, refusing to assign the employee to a Federal contract or other assignment, or otherwise subjecting an employee to any assumption that he or she is unauthorized to work, or otherwise mistreating an employee) until and unless secondary verification by SSA or DHS has been completed and a final nonconfirmation has been issued. If the employee does not choose to contest a tentative nonconfirmation or a photo non-match or if a secondary verification is completed and a final nonconfirmation is issued, then the Employer can find the employee is not work authorized and terminate the employee's employment. Employers or employees with questions about a final nonconfirmation may call E-Verify at 1-888-464-4218 or OSC at 1-800-255-8155 or 1-800-237-2515 (TDD).

10. The Employer shall comply with Title VII of the Civil Rights Act of 1964 and section 274B of the INA, as applicable, by not discriminating unlawfully against any individual in hiring, firing, or

Company ID Number: 500952

recruitment or referral practices because of his or her national origin or, in the case of a protected individual as defined in section 274B(a)(3) of the INA, because of his or her citizenship status. The Employer shall not engage in such illegal practices as selective verification or use of E-Verify except as provided in part D below, or discharging or refusing to hire employees because they appear or sound “foreign” or have received tentative nonconfirmations. The Employer further understands that any violation of the unfair immigration-related employment practices provisions in section 274B of the INA could subject the Employer to civil penalties, back pay awards, and other sanctions, and violations of Title VII could subject the Employer to back pay awards, compensatory and punitive damages. Violations of either section 274B of the INA or Title VII may also lead to the termination of its participation in E-Verify. If the Employer has any questions relating to the anti-discrimination provision, it should contact OSC at 1-800-255-8155 or 1-800-237-2515 (TDD).

11. The Employer shall record the case verification number on the employee's Form I-9 or to print the screen containing the case verification number and attach it to the employee's Form I-9.

12. The Employer will use the information it receives from SSA or DHS (through its E-Verify Employer Agent) pursuant to E-Verify and this MOU only to confirm the employment eligibility of employees as authorized by this MOU. The Employer agrees that it will safeguard this information, and means of access to it (such as PINS and passwords) to ensure that it is not used for any other purpose and as necessary to protect its confidentiality, including ensuring that it is not disseminated to any person other than employees of the Employer who are authorized to perform the Employer's responsibilities under this MOU, except for such dissemination as may be authorized in advance by SSA or DHS for legitimate purposes.

13. The information that the Employer receives through the E-Verify Employer Agent from SSA is governed by the Privacy Act (5 U.S.C. § 552a(i)(1) and (3)) and the Social Security Act (42 U.S.C. 1306(a)), and that any person who obtains this information under false pretenses or uses it for any purpose other than as provided for in this MOU may be subject to criminal penalties.

14. The Employer agrees to cooperate with DHS and SSA in their compliance monitoring and evaluation of E-Verify, including by permitting DHS and SSA, upon reasonable notice, to review Forms I-9 and other employment records and to interview it and its employees regarding the Employer's use of E-Verify, and to respond in a timely and accurate manner to DHS requests for information relating to their participation in E-Verify.

#### **D. EMPLOYERS THAT ARE FEDERAL CONTRACTORS WITH THE FAR E-VERIFY CLAUSE**

1. If the Employer is a Federal contractor subject to the employment verification terms in Subpart 22.18 of the FAR, it must verify the employment eligibility of any existing employee assigned to the contract and all new hires, as discussed in the Supplemental Guide for Federal Contractors. Once an employee has been verified through E-Verify by the Employer, the Employer may not reverify the employee through E-Verify.

Company ID Number: 500952

a. Federal contractors with the FAR E-Verify clause not enrolled at the time of contract award: An Employer that is not enrolled in E-Verify as a Federal contractor at the time of a contract award must enroll as a Federal contractor with the FAR E-Verify clause in the E-Verify program within 30 calendar days of contract award and, within 90 days of enrollment, begin to use E-Verify to initiate verification of employment eligibility of new hires of the Employer who are working in the United States, whether or not assigned to the contract. Once the Employer begins verifying new hires, such verification of new hires must be initiated within 3 business days after the date of hire. Once enrolled in E-Verify as a Federal contractor with the FAR E-Verify clause, the Employer must initiate verification of employees assigned to the contract within 90 calendar days from the time of enrollment in the E-Verify system and selecting which employees will be verified in E-Verify or within 30 days of an employee's assignment to the contract, whichever date is later.

b. Federal contractors already enrolled in E-Verify at the time of a contract award but are not enrolled in the system as a Federal contractor with the FAR E-Verify clause: Employers enrolled in E-Verify as a Federal contractor for 90 days or more at the time of a contract award must use E-Verify to initiate verification of employment eligibility for new hires of the Employer who are working in the United States, whether or not assigned to the contract, within 3 business days after the date of hire. Employers enrolled in E-Verify as other than a Federal contractor with the FAR E-Verify clause, must update E-Verify to indicate that they are a Federal contractor with the FAR E-Verify clause within 30 days after assignment to the contract. If the Employer is enrolled in E-Verify as a Federal contractor for 90 calendar days or less at the time of contract award, the Employer must, within 90 days of enrollment, begin to use E-Verify to initiate verification of new hires of the contractor who are working in the United States, whether or not assigned to the contract. Such verification of new hires must be initiated within 3 business days after the date of hire. An Employer enrolled as a Federal contractor with the FAR E-Verify clause in E-Verify must initiate verification of each employee assigned to the contract within 90 calendar days after date of contract award or within 30 days after assignment to the contract, whichever is later.

c. Institutions of higher education, State, local and tribal governments and sureties: Federal contractors with the FAR E-Verify clause that are institutions of higher education (as defined at 20 U.S.C. 1001(a)), State or local governments, governments of Federally recognized Indian tribes, or sureties performing under a takeover agreement entered into with a Federal agency pursuant to a performance bond may choose to only verify new and existing employees assigned to the Federal contract. Such Federal contractors with the FAR E-Verify clause may, however, elect to verify all new hires, and/or all existing employees hired after November 6, 1986. The provisions of Article II, part D, paragraphs 1.a and 1.b of this MOU providing timeframes for initiating employment verification of employees assigned to a contract apply to such institutions of higher education, State, local and tribal governments, and sureties.

d. Verification of all employees: Upon enrollment, Employers who are Federal contractors with the FAR E-Verify clause may elect to verify employment eligibility of all existing employees working in the United States who were hired after November 6, 1986, instead of verifying only new employees and those existing employees assigned to a covered Federal contract. After enrollment, Employers must elect to do so only in the manner designated by DHS



Company ID Number: 500952

and initiate E-Verify verification of all existing employees within 180 days after the election.

e. Form I-9 procedures for existing employees of Federal contractors with the FAR E-Verify clause: A Federal contractor with the FAR E-Verify clause may choose to complete new Forms I-9 for all existing employees other than those that are completely exempt from this process. Federal contractors with the FAR E-Verify clause may also update previously completed Forms I-9 to initiate E-Verify verification of existing employees who are not completely exempt as long as that Form I-9 is complete (including the SSN), complies with Article II.C.4, the employee's work authorization has not expired, and the Employer has reviewed the information reflected in the Form I-9 either in person or in communications with the employee to ensure that the employee's stated basis in section 1 of the Form I-9 for work authorization has not changed (including, but not limited to, a lawful permanent resident alien having become a naturalized U.S. citizen). If the Employer is unable to determine that the Form I-9 complies with Article II.C.4, if the employee's basis for work authorization as attested in section 1 has expired or changed, or if the Form I-9 contains no SSN or is otherwise incomplete, the Employer shall complete a new I-9 consistent with Article II.C.4, or update the previous I-9 to provide the necessary information. If section 1 of the Form I-9 is otherwise valid and up-to-date and the form otherwise complies with Article II.C.4, but reflects documentation (such as a U.S. passport or Form I-551) that expired subsequent to completion of the Form I-9, the Employer shall not require the production of additional documentation, or use the photo screening tool described in Article II.C.4, subject to any additional or superseding instructions that may be provided on this subject in the Supplemental Guide for Federal contractors. Nothing in this section shall be construed to require a second verification using E-Verify of any assigned employee who has previously been verified as a newly hired employee under this MOU, or to authorize verification of any existing employee by any Employer that is not a Federal contractor with the FAR E-Verify clause.

2. If the Employer is a Federal contractor with the FAR E-Verify clause, its compliance with this MOU is a performance requirement under the terms of the Federal contract or subcontract, and the Employer consents to the release of information relating to compliance with its verification responsibilities under this MOU to contracting officers or other officials authorized to review the Employer's compliance with Federal contracting requirements.

## **E. RESPONSIBILITIES OF E-VERIFY EMPLOYER AGENT**

1. The E-Verify Employer Agent agrees to provide to the SSA and DHS the names, titles, addresses, and telephone numbers of the E-Verify Employer Agent representatives who will be accessing information under E-Verify.

2. The E-Verify Employer Agent agrees to become familiar with and comply with the E-Verify User Manual and provide a copy of the manual to the Employer so that the Employer can become familiar with and comply with E-Verify policy and procedures

3. The E-Verify Employer Agent agrees that any E-Verify Employer Agent Representative who will perform employment verification queries will complete the E-Verify Tutorial before that individual initiates any queries.

Company ID Number: 500952

A. The E-Verify Employer Agent agrees that all E-Verify Employer Agent representatives will take the refresher tutorials initiated by the E-Verify program as a condition of continued use of E-Verify, including any tutorials for Federal contractors if the Employer is a Federal contractor with the FAR E-Verify clause.

B. Failure to complete a refresher tutorial will prevent the E-Verify Employer Agent and Employer from continued use of the program.

4. The E-Verify Employer Agent agrees to obtain the necessary equipment to utilize E-Verify.

5. The E-Verify Employer Agent agrees to provide the Employer with the notices described in Article II.B.4 above.

6. The E-Verify Employer Agent agrees to initiate E-Verify procedures on behalf of the Employer in accordance with the E-Verify Manual and E-Verify Web-Based Tutorial. The E-Verify Employer Agent will query the automated system using information provided by the Employer and will immediately communicate the response back to the Employer. If the automated system to be queried is temporarily unavailable, the 3-day time period is extended until it is again operational in order to accommodate the E-Verify Employer Agent's attempting, in good faith, to make inquiries on behalf of the Employer during the period of unavailability. In all cases, the E-Verify Employer Agent will use the SSA verification procedures first, and will use DHS verification procedures only as directed by the SSA verification response.

7. The E-Verify Employer Agent agrees to cooperate with DHS and SSA in their compliance monitoring and evaluation of E-Verify, including by permitting DHS and SSA, upon reasonable notice, to review Forms I-9 and other employment records and to interview it and its employees regarding the use of E-Verify, and to respond in a timely and accurate manner to DHS requests for information relating to their participation in E-Verify.

### **ARTICLE III**

#### **REFERRAL OF INDIVIDUALS TO SSA AND DHS**

##### **A. REFERRAL TO SSA**

1. If the Employer receives a tentative nonconfirmation issued by SSA, the Employer must print the tentative nonconfirmation notice as directed by the automated system and provide it to the employee so that the employee may determine whether he or she will contest the tentative nonconfirmation.

2. The Employer will refer employees to SSA field offices only as directed by the automated system based on a tentative nonconfirmation, and only after the Employer records the case verification number, reviews the input to detect any transaction errors, and determines that the employee contests the tentative nonconfirmation. The Employer (through the E-Verify Employer Agent), will transmit the Social Security Number to SSA for verification again if this review

Company ID Number: 500952

indicates a need to do so. The Employer will determine whether the employee contests the tentative nonconfirmation as soon as possible after the Employer receives it.

3. If the employee contests an SSA tentative nonconfirmation, the Employer will provide the employee with a system-generated referral letter and instruct the employee to visit an SSA office within 8 Federal Government work days. SSA will electronically transmit the result of the referral to the Employer (through the E-Verify Employer Agent) within 10 Federal Government work days of the referral unless it determines that more than 10 days is necessary. The Employer agrees to check the E-Verify system regularly for case updates.

4. The Employer shall not ask the employee to obtain a printout from the Social Security Number database (the Numident) or other written verification of the Social Security Number from the SSA.

## **B. REFERRAL TO DHS**

1. If the Employer receives a tentative nonconfirmation issued by DHS, the Employer must print the tentative nonconfirmation notice as directed by the automated system and provide it to the employee so that the employee may determine whether he or she will contest the tentative nonconfirmation.

2. If the Employer finds a photo non-match for an employee who provides a document for which the automated system has transmitted a photo, the employer must print the photo non-match tentative nonconfirmation notice as directed by the automated system and provide it to the employee so that the employee may determine whether he or she will contest the finding.

3. The Employer shall refer individuals to DHS only when the employee chooses to contest a tentative nonconfirmation received from DHS automated verification process or when the Employer issues a tentative nonconfirmation based upon a photo non-match. The Employer will determine whether the employee contests the tentative nonconfirmation as soon as possible after the Employer receives it.

4. If the employee contests a tentative nonconfirmation issued by DHS, the Employer shall provide the employee with a referral letter and instruct the employee to contact DHS through its toll-free hotline (as found on the referral letter) within 8 Federal Government work days.

5. If the employee contests a tentative nonconfirmation based upon a photo non-match, the Employer will provide the employee with a referral letter to DHS. DHS will electronically transmit the result of the referral to the Employer within 10 Federal Government work days of the referral unless it determines that more than 10 days is necessary. The Employer agrees to check the E-Verify system regularly for case updates.

6. If an employee contests a tentative nonconfirmation based upon a photo non-match, the Employer shall send a copy of the employee's Form I-551 or Form I-766 to DHS for review by:

- Scanning and uploading the document, or



Company ID Number: 500952

- Sending a photocopy of the document by an express mail account (furnished and paid for by DHS).

7. If the Employer (through the E-Verify Employer Agent) determines that there is a photo non-match when comparing the photocopied List B document described in Article II.C.5 with the image generated in E-Verify, the Employer (through the E-Verify Employer Agent) must forward the employee's documentation to DHS using one of the means described in the preceding paragraph, and allow DHS to resolve the case.

## **ARTICLE IV**

### **SERVICE PROVISIONS**

The SSA and DHS will not charge the Employer or the E-Verify Employer Agent for verification services performed under this MOU. DHS is not responsible for providing the equipment needed to make inquiries. A personal computer with Internet access is needed to access the E-Verify System.

## **ARTICLE V**

### **PARTIES**

A. This MOU is effective upon the signature of the parties, and shall continue in effect for as long as the SSA and DHS conduct the E-Verify program unless modified in writing by the mutual consent of all parties, or terminated by any party upon 30 days prior written notice to the others. Any and all system enhancements to the E-Verify program by DHS or SSA, including but not limited to the E-Verify checking against additional data sources and instituting new verification procedures, will be covered under this MOU and will not cause the need for a supplemental MOU that outlines these changes. DHS agrees to train employers on all changes made to E-Verify through the use of mandatory refresher tutorials and updates to the E-Verify User Manual, the E-Verify User Manual for Federal Contractors or the E-Verify Supplemental Guide for Federal Contractors. Even without changes to E-Verify, DHS reserves the right to require E-Verify Employer Agents to take mandatory refresher tutorials. An E-Verify Employer Agent for an Employer that is a Federal contractor with the FAR E-Verify clause may terminate this MOU when the Federal contract that requires the Employer's participation in E-Verify is terminated or completed. In such a circumstance, the E-Verify Employer Agent must provide written notice to DHS. If the E-Verify Employer Agent fails to provide such notice, that Employer will remain a participant in the E-Verify program on behalf of the Employer, will remain bound by the terms of this MOU that apply to participants that are not Federal contractors with the FAR E-Verify clause, and will be required to use the E-Verify procedures to verify the employment eligibility of all the Employer's newly hired employees.

B. Notwithstanding Article V, part A of this MOU, DHS may terminate access to E-Verify if it is deemed necessary because of the requirements of law or policy, or upon a determination by SSA or DHS that there has been a breach of system integrity or security by the E-Verify

Company ID Number: 500952

Employer Agent or the Employer, or a failure on the part of either to comply with established procedures or legal requirements. The E-Verify Employer Agent understands that if the Employer is a Federal contractor with the FAR E-Verify clause, termination of this MOU by any party for any reason may negatively affect the Employer's performance of its contractual responsibilities.

C. Some or all SSA and DHS responsibilities under this MOU may be performed by contractor(s), and SSA and DHS may adjust verification responsibilities between each other as they may determine necessary. By separate agreement with DHS, SSA has agreed to perform its responsibilities as described in this MOU.

D. Nothing in this MOU is intended, or should be construed, to create any right or benefit, substantive or procedural, enforceable at law by any third party against the United States, its agencies, officers, or employees, or against the E-Verify Employer Agent, the Employer, or their agents, officers, or employees.

E. Each party shall be solely responsible for defending any claim or action against it arising out of or related to E-Verify or this MOU, whether civil or criminal, and for any liability wherefrom, including (but not limited to) any dispute between the E-Verify Employer Agent or the Employer and any other person or entity regarding the applicability of Section 403(d) of IIRIRA to any action taken or allegedly taken by the E-Verify Employer Agent or the Employer.

F. Participation in E-Verify is not confidential information and may be disclosed as authorized or required by law and DHS or SSA policy, including but not limited to, Congressional oversight, E-Verify publicity and media inquiries, determinations of compliance with Federal contractual requirements, and responses to inquiries under the Freedom of Information Act (FOIA).

G. The foregoing constitutes the full agreement on this subject between DHS and the E-Verify Employer Agent.



Company ID Number: 500952

The individuals whose signatures appear below represent that they are authorized to enter into this MOU on behalf of the E-Verify Employer Agent and DHS respectively. If you have any questions, contact E-Verify at 1-888-464-4218.

**Approved by:**

<b>Employer Planet Recess, Inc.</b>	
<b>Treynor McAdams</b>	
Name (Please Type or Print)	Title
<i>Electronically Signed</i>	02/07/2012
Signature	Date
<b>Department of Homeland Security – Verification Division</b>	
<b>USCIS Verification Division</b>	
Name (Please Type or Print)	Title
<i>Electronically Signed</i>	02/07/2012
Signature	Date

Information Required for the E-Verify Program	
Information relating to your Company:	
Company Name:	Planet Recess, Inc.
Company Facility Address:	13645 Brown Road
	Baker, LA 70714
Company Alternate Address:	P.O. Box 78160
	Baton Rouge, LA 70837



Company ID Number: 500952

County or Parish:	EAST BATON ROUGE
Employer Identification Number:	721447595
North American Industry Classification Systems Code:	454
Administrator:	
Number of Employees:	5 to 9
Number of Sites Verified for:	1
<b>Are you verifying for more than 1 site? If yes, please provide the number of sites verified for in each State:</b>	
<ul style="list-style-type: none"><li>LOUISIANA 1 site(s)</li></ul>	

Company ID Number: 500952

**Information relating to the Program Administrator(s) for your Company on policy questions or operational problems:**

Name: **Sarah R Cannon**

Telephone Number: **(225) 778 - 4700**

Fax Number: **(225) 778 - 4703**

E-mail Address: **sarah@planetrecess.com**

Name: **Treynor B McAdams**

Telephone Number: **(225) 778 - 4700**

Fax Number: **(225) 778 - 4703**

E-mail Address: **treynor@planetrecess.com**

Name: **Heather A Brady**

Telephone Number: **(225) 778 - 4700**

Fax Number: **(225) 778 - 4703**

E-mail Address: **heather@planetrecess.com**



**COLOR KEY**

- BLUE
- LIME
- ORANGE
- BLUE/YELLOW







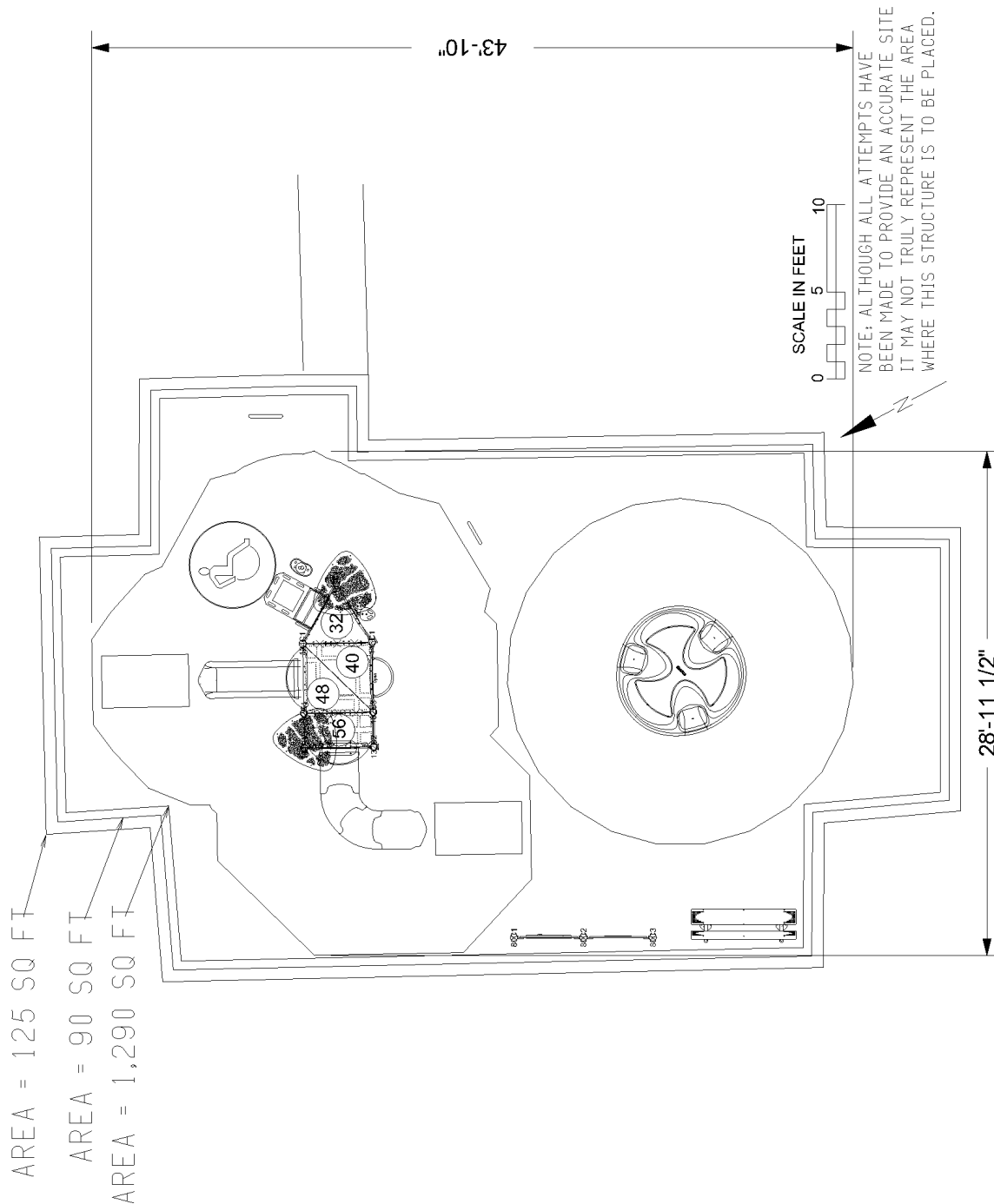


SERIES: Basics, Specialty Items, Nucleus  
SITE PLAN  
DRAWN BY: Lilli Musto

Harold McDonald Park  
900 Drake Avenue  
Westwego, LA 70094

February 01, 2023

Planet Recess  
140-153324-3



INFORMATION  
MINIMUM FALL ZONE  
SURFACED WITH  
RESILIENT MATERIAL  
AREA  
828 SQ.FT.  
PERIMETER  
152 FT.  
STRUCTURE SIZE  
43' 10" x 28' 11"  
STRUCTURE IS DESIGNED  
FOR CHILDREN AGES:  
☐ 6-23 MONTH OLDS  
☒ 2-5 YEAR OLDS  
☒ 5-12 YEAR OLDS  
☐ 13 + YEAR OLDS



The play components identified in this plan are IPEMA certified. The use and layout of these components conform to the requirements of ASTM F1487. To verify product certification, visit [www.ipema.org](http://www.ipema.org)

The space requirements shown here are to ASTM standards. Requirements for other standards may be different.

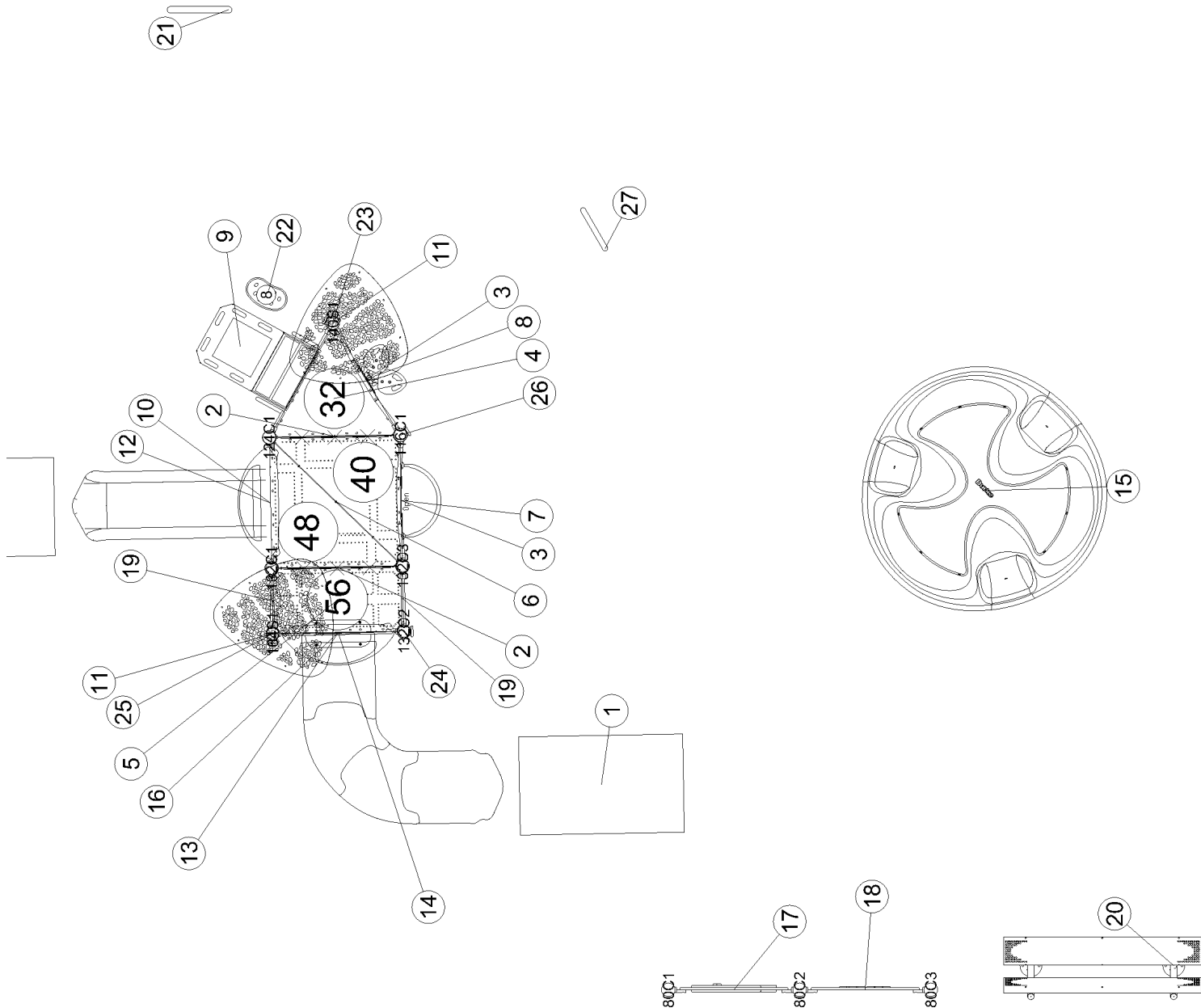
The use and layout of play components identified in this plan conform to the CPSC guidelines. U.S. CPSC recommends the separation of age groups in playground layouts.

**WARNING!**  
ACCESSIBLE SAFETY SURFACING MATERIAL IS REQUIRED BENEATH AND AROUND THIS EQUIPMENT.  
FOR SLIDE FALL ZONE SURFACING AREA SEE CPSC's Handbook for Public Playground Safety.  
PLATFORM HEIGHTS ARE IN INCHES ABOVE RESILIENT MATERIAL.

## ADA ACCESSIBILITY GUIDELINE (ADAAG CONFORMANCE)

NUMBER OF PLAY EVENTS:	9	REQD: 0
NUMBER OF ELEVATED PLAY EVENTS:	4	REQD: 0
NUMBER OF ELEVATED PLAY EVENTS ACCESSIBLE BY RAMP:	PROVIDED: 4	REQD: 2
NUMBER OF ELEVATED PLAY EVENTS ACCESSIBLE BY TRANSFER SYSTEM:	PROVIDED: 4	REQD: 1
NUMBER OF ELEVATED PLAY EVENTS ACCESSIBLE BY RAMP OR TRANSFER SYSTEM:	PROVIDED: 5	REQD: 1
NUMBER OF GROUND LEVEL PLAY EVENTS:	PROVIDED: 5	REQD: 1
NUMBER OF TYPES OF GROUND LEVEL PLAY EVENTS:	PROVIDED: 5	REQD: 1

ITEM	COMP.	DESCRIPTION
1	046-0536	PLAYMAT 3' X 5' X 2"
2	270-0009	8" CLOSURE PLATE, ELLIPSE
3	270-0112	UNITARY ENCLOSURE
4	270-0129	TRIANGLE PLATFORM
5	270-0290	HALF PLATFORM
6	270-0301	SPLIT SQUARE PLATFORM/CLOSURE
7	370-0067	CONVEX CLIMBER 40"-48"
8	370-0088	LEAF CLIMBER 32"
9	370-1660	TRANSFER STATION, BARRIER 32"
10	470-0659	ROCKN ROLL SLIDE, 40" - 48" W/ HOOD
11	470-0764	SOLIS POST TOPPER
12	470-0804	SLIDE HOOD, LOW SIDE WALL
13	470-0805	SLIDE HOOD, HIGH SIDE WALL
14	470-0820	VIPER L2 48-56 W/O HOOD
15	560-2579	VOLTA INCLUSIVE SPINNER
16	570-0557	COUNTER PANEL, BELOW PLATFORM
17	570-0679	SPROCKET PANEL, BELOW PLATFORM
18	570-0858	3-IN-A-ROW PANEL, BELOW PLATFORM
19	570-2624	HALF PIPE WALL
20	580-0190	6" PVC TRADITIONAL BENCH W/ ELBOW
21	580-1023	FS SIGN, AGES 2-12 BOTH SIDES
22	580-1364	LIL NOVO BEAN STEP
23	580-1381	BIBA RED MARKER, CLIMBERS
24	580-1382	BIBA YELLOW MARKER, SLIDES
25	580-1383	BIBA PURPLE MARKER, OVERHEAD
26	580-1384	BIBA BLUE MARKER, TUBES
27	580-1402	WELCOME SIGN, BIBA, AGES 2-12



SERIES: Basics, Specialty Items, Nucleus  
 COMPONENT PLAN  
 DRAWN BY: Lilli Musto

Harold McDonald Park  
 900 Drake Avenue  
 Westwego, LA 70094

February 01, 2023

Planet Recess  
 140-153324-3



## *General product material specifications*

### A. Clamps

1. KoreKonnnect™ clamp castings [Nucleus, Voltage] shall be cast aluminum heat-treated alloy A356-T6 with a tensile strength of at least 34,000 psi, yield strength of at least 24,000 psi, shear of 20,700 psi, and elongation of 3.50% minimum. Each casting shall clamp to the post with two connection bolts. Clamp casting shall encapsulate the component attached to support surge loads, preventing surge loads being supported by only the hardware. Clamp shall be finished with a baked-on powder coating.
2. Clamp Castings [Little Buddies] shall be cast aluminum heat-treated alloy A356-T6 with a tensile strength of at least 34,000 psi, yield strength of at least 24,000 psi, shear of 20,700 psi, and elongation of 3.50% minimum. Each casting shall clamp to the post with one connection bolt. Clamp shall be finished with a baked-on powder coating.

### B. Platforms

1. Platforms [Nucleus, Synergy, Voltage, Little Buddies] One piece all welded construction consisting of 12 GA HRPO steel shell and gussets, PVC coated after fabrication. Platforms shall connect to posts with EZKonnnect (patent pending) self-leveling fastening system, with two attachment points per corner, one of those being an open-ended slot for easy assembly. Platform fasteners shall attach to threaded inserts which are CNC precision factory installed into the posts.
2. Recycled Platforms [Nucleus] One piece all welded construction consisting of 12 GA HRPO steel shell and gussets, PVC coated after fabrication. Platforms shall connect to posts with EZKonnnect (patent pending) self-leveling fastening system, with two attachment points per corner, one of those being an open-ended slot for easy assembly. Platform fasteners shall attach to threaded inserts which are CNC precision factory installed into the posts. Boards are a one-piece solid, non-hollow foamed recycled HDPE (ReHDPE)
3. 90 Degree Platform [Nucleus, Voltage] One piece all welded construction consisting of 12 GA HRPO steel shell and gussets, PVC coated after fabrication. Platforms shall connect to posts with patented EZKonnnect self-leveling fastening system, with two attachment points per corner, one of those being an open-ended slot for easy assembly. Platform fasteners shall attach to threaded inserts which are CNC precision factory installed into the posts. Barriers shall be one piece all welded construction consisting of 1.315" OD x 12 GA & 1.029" OD x 14 GA galvanized steel tubing, and 10 GA galvanized steel plate. Finished with a baked-on powder coating.
4. Crescent Platform: Platform mount shall be one piece all welded construction consisting of 2.375" 12ga and 1.315" 14ga formed galvanized tubing, 7ga stainless steel and 8ga galvanized steel plates, finished with a baked-on powder coating. Platform panel shall be 3/4" co-extruded HDPE.

### C. Fasteners

1. Button head cap screws and socket head cap screws shall be 302HQ corrosion resistant, passivated, stainless steel, tamper resistant, and pre-treated with a locking/sealing adhesive.
2. Other stainless steel hardware shall be 302HQ corrosion resistant stainless steel.
3. Non stainless steel hardware shall be zinc plated grade 5 steel.
4. Threaded Post Nut Inserts [Nucleus, Voltage, Little Buddies] shall be a corrosion resistant threaded insert crimped into post. Inserts shall be precision CNC located and factory installed for

all attachment points.

D. Rotationally Molded Plastic Parts, shall be manufactured from color compounded, linear, low-density polyethylene with an average of .250" wall thickness and textured non-sliding surfaces. Plastic parts shall be UV stabilized to UV-16 and shall have a density of 0.935 per ASTM D-1505. Plastic parts shall have a tensile strength at yield no less than 2500 psi with flexural modulus of 87,200 psi.

E. HDPE plastic panel parts shall be precision cut from a single solid sheet of either .50" or .75" thick UV-stabilized extruded high-density polyethylene with colors molded in, with a durable matte finish. The material will have a density of 59.6 lbs/cu.ft. and a tensile strength of 4000psi. All edges shall be rounded or chamfered for safe play.

F. Play Mats are 100% recycled rubber buffing's bonded with urethane.

G. Posts, steel [Nucleus, Voltage, Little Buddies, Synergy] shall be cold-formed steel tubing with a yield test of at least 50,000 psi and a tensile strength of at least 55,000 psi. Tube members shall comply with ASTM A-135 and ASTM A-500 Grade B minimum and shall be tested according to ASTM E-8.

1. Tubing Exteriors shall be triple coated for maximum exterior protection: galvanized, then coated with a chromate conversion coating and finished with a baked-on powder-coat.
2. Tubing interiors shall be coated with a corrosion resistant zinc-rich coating.
3. Tubing and cap finished with a baked-on powder coating.
4. Standard posts shall be an assembly consisting of the galvanized steel tubing with a cast aluminum cap factory installed in the post with 1/8" x 15/32" stainless steel pinned aluminum drive rivets.
5. Posts [Nucleus, Intensity] shall be 5" OD x 11 GA galvanized steel tubing.
6. Posts [Little Buddies] shall be 2 3/8" OD x 12 GA galvanized steel tubing.
7. Posts [Voltage, Synergy] Post shall be 3 1/2" OD x 11 GA galvanized steel tubing.

H. Posts, aluminum [Nucleus, Voltage, Intensity, Synergy] shall be extruded aluminum tubing with a yield test of at least 35,000 psi and a tensile strength of at least 38,000 psi. Tube members shall comply with and shall be tested according to ASTM B-221. Standard posts shall be an assembly consisting of the extruded aluminum tubing with a cast aluminum cap factory installed in the post with 1/8" x 15/32" stainless steel pinned aluminum drive rivets.

1. Posts [Nucleus, Intensity] shall be 5" OD x 1/8" wall thickness aluminum tubing.
2. Posts [Synergy, Voltage] Post shall be 3 1/2" OD x 1/8" wall thickness aluminum tubing.

## **2.02 Descriptions of Coatings**

A. PVC Coating (Poly-Vinyl Chloride): Prior to coating, each part shall be chemically washed, submerged in a heat-activated primer and dried. After drying, each part shall be pre-heated to a temperature no less than 350° F and immersed in liquid PVC. Play/usage surfaces shall have coating thickness of .085-.150 in. Park and site surfaces (i.e. benches, picnic tables) shall have coating thickness of .050-.080 in. PVC shall comply with California Assembly Bill #1108 by having a concentration that does not exceed 0.1% of the following phthalates; DINP, DIDP, DnOP, DEHP, or BBP. This formulation is also free of heavy metals such as Lead and Cadmium. The

PVC shall have:

1. Tensile strength of no less than 1830 psi per ASTM 412.
2. Elongation of no less than 350% per ASTM 412.
3. Tear strength of no less than 250 lb./in. per ASTM 624.
4. Hardness of 75 +/- 3 (Durometer, Shore A) per ASTM 2240.
5. UV stabilizer shall be added to PVC to withstand one year in a QUV panel tester without any significant color drift.
6. Burn Rate will meet or exceed Federal Safety Standard MVSS 302. This is the same as a UL 94 HB rating.

B. Powder Coating – Standard and Super Durable colors: All metal parts will be coated with a two-part powder coat system that consists of a primer and a top coat. Powder coating is electrostatically applied at a thickness of 3 to 6 mils (.003 - .006). Prior to powder coating, all parts shall be cleaned and pretreated with a 5 stage non-phosphate and non-chromic process. The primer is cured before applying the top coat which is a polyester/TGIC powder coating with superior color-, gloss-, and UV stabilizers. Note: Top coat may be Standard or Super Durable powder coating depending on specific color availability. Finish quality conforms to ASTM Specifications and will have the following properties:

1. Adhesion: No less than 5B [The edges of the cuts are completely smooth; none of the squares of the lattice is detached.] (cross hatch/tape adhesion test per ASTM D3359 Method B).
2. Hardness: No less than 2H (pencil hardness test per ASTM B3363).
3. Resistance to Impact: Cracking at the perimeter of the concave area, but no cracking pick off from 80 in/lb direct or reverse impact (ASTM D2794).
4. Resistance to Bending: No visible cracking (1/8" bending test per ASTM 522).
5. Degree of Gloss: No less than 80% reflected (specular gloss test at 60° per ASTM D523).
6. Resistance to Salt Spray (Standard colors): No more than 1/8" undercutting and no blistering in 1000 hours (salt spray test per ASTM B117)
7. Resistance to Humidity (Standard colors): No more than 1/8" undercutting and no blistering in 1000 hours (humidity test per ASTM D2247)

Further properties for specific Super Durable colors:

8. Resistance to Acid Salt Spray (Super Durable colors): No more than 1/32" undercutting and no blistering in 3000 hours (salt spray test per ASTM G85 Annex 5).
9. Resistance to Humidity (Super Durable colors): No more than 1/32" undercutting and no blistering in 3000 hours (humidity test per ASTM D2247)
10. Weathering (Super Durable colors): No less than 4 (tested per EN 20105-A02)
11. Light fastness (Super Durable colors): No less than Grade 7 (tested per EC ISO 105-B02)

C. Corrosion protection: All metal parts will either have inherent corrosion protection such as stainless steel, aluminum or galvanized steel, or they will be pre-treated prior to powder coating with



either an e-coat or zinc clear chromate coating for superior corrosion protection.

## **2.03 Barriers & Enclosures**

A. Center Mount Enclosure [Nucleus, Voltage] One piece all welded construction consisting of 3 1/2" OD X 11 GA, 1.315" OD X 12 GA & 1.029" x 14 GA galvanized steel tubing and 10 GA galvanized sheet. Finished with a baked-on powder coating.

### **B. Clubhouse Enclosures [Nucleus]**

1. Clubhouse Full Board Panel and Clubhouse Half Board Panel consists of 3/4" recycled HDPE with wood grain texture, 1.315" OD x 14 GA galvanized steel tubing and zinc plated steel nut inserts. Finished with a baked-on powder coating, and castings made of A356-T6 aluminum, heat-treated. Finished with baked on powder coating. The hardware package contains stainless steel button head cap screws, nuts, and washers; and aluminum rivets with 302 stainless steel pin.
2. Clubhouse Upper Board Panel consists of 3/4" recycled HDPE with wood grain texture, bracket that is one piece all welded construction consisting of 10 GA galvanized sheet steel and a formed 3/16" stainless steel plate, finished with baked on powder coating. The hardware package contains stainless steel button head cap screws, washers and barrel nuts.

### **C. Enclosures [Little Buddies] 3/4" co-extruded H.D.P.E.**

D. Enclosures and Stanchions [ Synergy Imagination] 3/4" co-extruded HDPE face mounted to 3 1/2" OD posts. Filler bracket consisting of 1/2" extruded HDPE and a bracket consisting of 1 3/4" SQ X 12 GA galvanized steel tubing finished with a baked-on powder coating. One-piece welded construction consisting of 1.315" OD galvanized tubing and 7 GA stainless steel brackets. Finished with a baked-on powder coat.

E. Enclosures, Climbers, Climbers 2-5 [Synergy] Synergy side enclosure shall be one-piece welded construction consisting of 1.315" OD galvanized tubing and 7 GA stainless steel brackets. Finished with a baked-on powder coat.

F. Enclosures and Stanchions [Nucleus, Synergy, Voltage] One piece all welded construction consisting of 1.315" OD x 14 GA, 1.315" OD x 12 GA, and 1.029" OD x 14 GA galvanized steel tubing, and HDPE threaded inserts. Finished with a baked-on powder coating.

G. Enclosure, Offset [Nucleus, Voltage] One piece all welded construction consisting of 1.315" OD x 14 GA and 1.029" OD x 14 GA galvanized steel tubing, 10 GA galvanized sheet and HDPE threaded inserts. Finished with a baked-on powder coating.

H. Enclosure, Offset [Synergy] One piece all welded construction consisting of 1.315" OD x 14 GA, 12 GA and 1.029" OD x 14 GA galvanized steel tubing and 7 GA stainless steel brackets finished with a baked-on powder coating.

I. Evolution Barriers and Enclosures [Nucleus] Shall consist of a weldment that is one piece all welded construction consisting of 1.315" OD X 12 GA galvanized steel tubing, 1.315" OD X 14 GA galvanized steel tubing, 13/16" OD X 15 GA or 1.029" OD x 14 GA galvanized steel tubing, and 8 GA and 10 GA galvanized steel plating, which is finished with a baked-on powder coating. The barriers shall have panel that are made of either 3/4" extruded HDPE or 3/4" co-extruded HDPE. There shall be castings that are A356-T6 aluminum, heat-treated, which are finished with a baked-on powder coating. All hardware shall be stainless steel nuts, screws, and washer.

J. Evolution Stairway and Bridges [Nucleus] Shall consist of a weldment that is one piece all welded construction consisting of 1.315" OD X 12 GA galvanized steel tubing, 1.315" OD X 14 GA

galvanized steel tubing, 13/16" OD X 15 GA or 1.029" OD x 14 GA galvanized steel tubing, and 8 GA and 10 GA galvanized steel plating, which is finished with a baked-on powder coating. The barriers shall have panel that are made of either 3/4" extruded HDPE or 3/4" co-extruded HDPE. There shall be castings that are A356-T6 aluminum, heat-treated, which are finished with a baked-on powder coating. All hardware shall be stainless steel. One piece all welded construction consisting of 12 GA HRPO steel surfaces, sides and gussets. PVC coated after fabrication.

K. Internal Barrier [Voltage] Shall consist of four separate parts each being all welded construction consisting of 1.660" OD x 12 GA and 1.315" OD x 14 GA galvanized steel tube and 10 GA galvanized steel plate finished with a baked on powder coating.

L. Pipe Walls, Nature Play Pipe Wall [Nucleus, Voltage, Little Buddies] One piece, all welded construction consisting of 1.315" OD x 14 GA and 1.029" OD x 14 GA galvanized steel tubing, and 1 1/2" x 1/2" x 10 GA formed galvanized steel plate. Finished with a baked-on powder coating.

M. Pipe Wall with Steering Wheel or Telescope mount [Synergy] One piece, all welded construction consisting of 1.315" OD x 14 GA and 1.029" OD x 14 GA, galvanized steel tubing, and 1 1/2" x 1/2" x 10 GA formed galvanized steel plate and 304 SS machined shaft and 7 GA stainless steel brackets, and 1.135" OD galvanized tubing and 7GA stainless steel brackets and threaded insert. Finished with a baked-on powder coating.

N. Platform Barrier [Synergy, Nucleus] barrier panel shall be 3/4" co-extruded HDPE. Hardware package shall be stainless steel screws, nuts & washers.

O. Pipe Wall [Little Buddies] One piece all welded construction consisting of 1.315" OD x 14 GA wall and 1.029" OD x 14 GA wall galvanized tubing, 1 1/2" x 1/2" x 1/8" HR steel channel and zinc coated grade 32510 malleable iron mounting lugs. Finished with a baked-on powder coating.

P. Slotted Barrier [Nucleus, Voltage, Little Buddies] 3/4" co-extruded H.D.P.E.

Q. Stanchion [Little Buddies] One piece all welded construction consisting of 1.315" OD x 14 GA, 1.315" OD x 12 GA, and 1.029" OD x 14 GA galvanized steel tubing, and zinc coated grade 32510 malleable iron mounting lugs. Finished with a baked-on powder coating.

## **2.04 Brackets**

A. Panel Brackets [Synergy, Voltage] for accessible reach panels, upper board panels and battlement panels shall be one piece all welded construction consisting of 7 GA stainless steel formed plate and 8 GA galvanized sheet steel finished with a baked-on powder coating.

B. Mounting Brackets [Voltage] Bracket shall be one piece all welded construction consisting of 3/16" stainless steel plate and 1.029" OD x 14 GA or 1.315" OD x 12 GA galvanized steel tubing. Finished with a baked-on powder coating.

C. Mounting Tubes [Little Buddies] Tube shall be one piece all welded construction consisting of 1.315" OD x 14 GA galvanized steel tubing and a stainless steel threaded insert. Finished with a baked-on powder coating.

D. Mounting Tubes [Synergy, Voltage, Nucleus] Tube shall be one piece all welded construction consisting of a 1.315 OD x .083" wall galvanized tube and a 12L14 steel threaded insert. Finished with a baked-on powder coating.

E. Panel Mounting Tubes [Synergy, Voltage] Tube shall be one piece all welded construction consisting of 3/16" stainless steel plates and 1.315" OD x 12 GA galvanized steel tubing. Finished with a baked-on powder coating.

- F. Slide Entrance Brackets [Voltage, Nucleus, Synergy] Bracket shall be 14 GA galvanized steel plate finished with a baked-on powder coating.
- G. Steering Wheel Mount Bracket [Voltage, Little Buddies] and Post-Mounted Ship's Wheel Bracket [Nucleus] Bracket shall be one piece all welded construction consisting of a 3/16" stainless steel plate and a stainless-steel threaded shaft. Finished with a baked-on powder coating.

## 2.05 Bridges

- A. Arched Bridge [Nucleus, Voltage, Synergy], Mini Arched Bridge [Nucleus, Voltage, Little Buddies] One piece all welded construction consisting of 12 GA HRPO steel and PVC coated after fabrication. Spacer casting shall be 356-T6 aluminum, heat treated with a baked-on powder coating.
- B. Barriers [Nucleus, Voltage,] shall be one piece all welded construction consisting of 1.315" OD x 12 GA & 1.029" OD x 14 GA galvanized steel tubing, and 10 GA galvanized steel plate. Finished with a baked-on powder coating.
- C. Barriers [Synergy] shall be one piece all welded construction consisting of 1.315" OD x 12 GA galvanized steel tubing and formed 7 GA stainless steel plate.
- D. Barriers [Little Buddies] shall be 3/4" extruded H.D.P.E.
- E. Guardrails [Nucleus, Voltage] shall be one piece all welded construction consisting of 1.315" OD x 12 GA & 1.029" OD x 14 GA galvanized steel tubing, and 10 GA galvanized steel plate. Finished with a baked-on powder coating.
- F. Arched Catwalk Bridge [Nucleus, Voltage] One piece all welded construction consisting of 12 GA HRPO steel surfaces with 12 GA sides and gussets [Voltage] or 7 GA sides and gussets [Nucleus] and PVC coated after fabrication. Barriers shall be one piece all welded construction consisting of 1.315" OD x 12 GA & 1.029" OD x 14 GA galvanized steel tubing, and 10 GA galvanized steel plate, finished with a baked-on powder coating. Spacer casting shall be 356-T6 aluminum, heat treated with a baked-on powder coating.
- G. Buckle Bridge [Nucleus, Voltage] Plank connectors shall be 304 stainless steel finished with a baked-on powder coating. Bushings shall be oil-impregnated SAE 841 bronze, Spacer casting shall be 356-T6 aluminum, heat treated with a baked-on powder coating. Entrance planks and planks shall be one piece all welded construction consisting of a 12 GA HRPO steel surface, 1/4" HR steel sides, and 303 annealed stainless steel threaded studs. PVC coated after fabrication.
- H. Guardrails shall be one piece all welded construction consisting of 1.315" OD x 12 GA and 1.029" OD x 14 GA galvanized steel tubing, and 10 GA galvanized sheet steel. Finished with a baked-on powder coating.
- I. Barriers shall be one piece all welded construction consisting of 1.315" OD x 12 GA and 1.029" OD x 14 GA galvanized steel tubing, and 10 GA galvanized sheet steel. Finished with a baked-on powder coating.
- J. Conveyor Belt Bridge [Voltage] Hanger plates shall be 7 GA HRPO steel and finished with a PVC coating. Belt hangers shall be one piece all welded construction consisting of 7 GA HRPO steel and weld studs. Finished with a PVC coating. Rubber belt shall be 3/8" nylon belted rubber.
- K. Guardrails shall be one piece all welded construction consisting of 1.315" OD x 12 GA & 1.029" OD x 14 GA galvanized steel tubing, and grade 32510 malleable iron support pins. Finished with a baked-on powder coating.

- L. Deck to Deck Plank [Nucleus, Voltage, Little Buddies, Synergy] Plank steps shall be 3/4" co-extruded H.D.P.E. Deck to deck plank shall be one piece all welded construction consisting of 12 GA HRPO steel and PVC coated after fabrication. Handholds shall be one piece all welded construction consisting of 1.029" OD x 14 GA galvanized steel tubing and 14 GA galvanized steel and finished with a baked-on powder coating. Anchor tubes shall be 1.315" OD x 12 GA galvanized steel tubing and finished with a baked-on powder coating.
- M. Straight Bridge [Nucleus, Voltage] One piece all welded construction consisting of 12 GA surfaces and 11 GA gussets. PVC coated after fabrication. Spacer casting shall be 356-T6 aluminum, heat treated with a baked-on powder coating.
- N. Barriers shall be one piece all welded construction consisting of 1.315" OD x 12 GA & 1.029" OD x 14 GA galvanized steel tubing, and 10 GA galvanized steel plate. Finished with a baked-on powder coating.
- O. Guardrails shall be one piece all welded construction consisting of 1.315" OD x 12 GA & 1.029" OD x 14 GA galvanized steel tubing, and 10 GA galvanized steel plate. Finished with a baked-on powder coating.

**Specific Product Specifications for design #140-153324-3: (Same as -2 that is specified, -3 is for pricing update only)**

2.06 3-IN-A-ROW PANEL, BELOW PLATFORM

CASTING, FLAT PANEL: A356-T6 Aluminum, Heat- Treated. Finished with baked on powder coating.  
B. 3-IN-A-ROW ASSY, 39 1/4 X 43 MAZE: Assembly consisting of 1/2 and 3/4" extruded HDPE panels and stainless steel hardware fasteners.

2.07 6' PVC TRADITIONAL BENCH W/BACK SM A. 6 SEAT/BACK: One piece all welded construction consisting of 14 GA HRPO steel. PVC coated after fabrication. B. SM LEG, BENCH W/BACK: One piece all welded construction consisting of 2 3/8" OD x 12 GA steel tubing and sheet steel. Finished with a baked on powder coating.

2.08 8" CLOSURE PLATE, ELLIPSE A. 8" CLOSURE PLATE, ELLIPSE: 10 GA. Galv. Sheet

2.09 BIBA BLUE MARKER, TUBES A. BIBA MARKER HOUSING: 3/4" extruded HDPE B. POST ADAPTER: 3/4" extruded HDPE C. BIBA BLUE MARKER, TUBES: 3mm dibond

2.10 BIBA PURPLE MARKER, OVERHEADS A. BIBA MARKER HOUSING: 3/4" extruded HDPE B. POST ADAPTER: 3/4" extruded HDPE C. BIBA PURPLE MARKER, OVERHEADS: 3mm dibond

2.11 BIBA RED MARKER, CLIMBERS A. BIBA MARKER HOUSING: 3/4" extruded HDPE B. POST ADAPTER: 3/4" extruded HDPE C. BIBA RED MARKER, CLIMBERS: 3MM dibond

2.12 BIBA YELLOW MARKER, SLIDES A. BIBA MARKER HOUSING: 3/4" extruded HDPE B. POST ADAPTER: 3/4" extruded HDPE  
C. BIBA YELLOW MARKER, SLIDES: 3mm dibond

2.13 CONVEX CLIMBER 40"-48" A. CONVEX CLIMBER 40-48: One piece all welded construction consisting of 1.315" OD x 14 GA & 1.900" OD x 11 GA galvanized steel tubing, and 10 GA galvanized steel plate. Finished with a baked on powder coating.

2.14 COUNTER PANEL, BELOW PLATFORM A. CASTING, FLAT PANEL: A356-T6 Aluminum, Heat- Treated. Finished with baked on powder coating. B. COUNTER SUPPORT: Formed 8 GA. galvanized sheet steel finished with a baked on powder coating. C. STORE COUNTER: 3/4" extruded HDPE. D. PANEL, COUNTER: 3/4" extruded HDPE.

2.15 FS SIGN, AGES 2-12 BOTH SIDES PLANET RECESS A. FS SIGN FRAME: 10 GA GALV steel finished with baked-on black powder coating. B. ARCH POST, SIGN: One piece all welded construction consisting of 2 3/8" OD x 12



GA galvanized steel tubing and 10 GA galvanized sheet steel. Finished with a baked on powder coating. C. WELCOME SIGN, AGES 2-12, PLANET RECESS: A full color graphic sign printed on 3 mm DiBond

2.16 HALF PIPE WALL A. CASTING, STRAIGHT BRACKET: A356-T6 Aluminum, Heat- Treated. Finished with baked on powder coating. B. HALF PIPE WALL: One piece all welded construction consisting of 1.315" OD x 14 GA, 1.315" OD x 12 GA, and 1.029" OD x 14 GA galvanized steel tubing. Finished with a baked on powder coating.

2.17 HALF PLATFORM A. HALF PLATFORM: 12 GA HRPO sheet, finished with a PVC Coating

2.18 LEAF CLIMBER 32" A. LEAF CLIMBER 32": One piece all welded construction consisting of 1.660" OD x 12 GA and 1.315" OD x 14 GA galvanized steel tube and 10 GA galvanized steel plate. Finished with a baked on powder coating. B. LEAF STEP: Cast aluminum alloy finished with a baked on powder coating.

2.19 LIL NOVO BEAN STEP A. LIL NOVO SEAT PANEL: 3/4" Co-extruded HDPE B. LIL NOVO SEAT FRAME: One piece all welded construction consisting of 3.5" OD x 11 GA galvanized steel tubing, 8 GA galvanized steel sheeting, and 1/4" zinc-chromated HR steel sheeting. Finished with a baked on powder coating. 2.20 NPPS SUPERVISION SAFETY KIT A. NPPS DVD: National Program for Playground Safety Supervision safety kit including training manual, training DVD, and supervision fanny pack with supplies.

2.21 PLAYMAT 3' X 5' X 2" A. PLAYMAT 3' X 5' X 2": 100% recycled rubber buffings bonded with urethane. To be embedded in rubber at base of slides.

2.22 ROCK'N ROLL SLIDE, 40" - 48" W/O HOOD A. NARROW SLIDE, 40"-48": 1/4" thick, linear, low density, rotationally molded, U.V. stabilized polyethylene with double wall construction, molded in 3/8" T-nut inserts, and a textured surface. B. SUPPORT, SLIDE EXIT: One piece all welded construction consisting of 2 3/8" OD x 12 GA galvanized steel tubing and 8 GA galvanized sheet steel. Finished with a baked on powder coating.

2.23 SLIDE HOOD, HIGH SIDE WALL A. CASTING, FLAT PANEL: A356-T6 Aluminum, Heat- Treated. Finished with baked on powder coating. B. SLIDE HOOD: Linear, low density rotationally molded, U.V. stabilized, polyethylene, .250" thick, double wall construction. Textured outside surface. C. SLIDE HOOD WELDMENT, HIGH SIDE WALL, LEFT: - D. SLIDE HOOD WELDMENT, HIGH SIDE WALL, RIGHT: -

2.24 SLIDE HOOD, LOW SIDE WALL A. CASTING, FLAT PANEL: A356-T6 Aluminum, Heat- Treated. Finished with baked on powder coating. B. SLIDE HOOD: Linear, low density rotationally molded, U.V. stabilized, polyethylene, .250" thick, double wall construction. Textured outside surface. C. SLIDE HOOD WELDMENT, LOW SIDE WALL, LEFT: - D. SLIDE HOOD WELDMENT, LOW SIDE WALL, RIGHT: -

2.25 SOLIS POST TOPPER A. POST TOPPER, ABSTRACT: 12 GA galvanized steel sheet. Finished with a baked on powder coating. B. WELDMENT, POST TOPPER: One piece all welded construction consisting of 1.900" OD x 11 GA galvanized steel tubing and 8 GA galvanized sheet steel. Finished with a baked-on powder coating.

2.26 SPLIT SQUARE PLATFORMCLOSURE PLATE A. 8" CLOSURE PLATE, SPLIT SQ: 14 GA galvanized steel plate finished with a baked on powder coating. B. SPLIT SQUARE PLATFORM: 12 GA HRPO sheet, finished with a PVC Coating

2.27 SPROCKET PANEL, BELOW PLATFORM A. CASTING, FLAT PANEL: A356-T6 Aluminum, Heat- Treated. Finished with baked on powder coating. B. SPROCKET PANEL, NUCLEUS: Assembly consisting of 3/4" extruded H.D.P.E. panel, 1/2" extruded H.D.P.E. gears, 1/4" clear polycarbonate window, nylon washers and stainless steel hardware.

2.28 TRANSFER STATION, BARRIER 32" A. CASTING, STRAIGHT BRACKET: A356-T6 Aluminum, Heat-Treated. Finished with baked on powder coating. B. TUBE, 1.315 x 47 1/2": 1.315" OD x 12 GA galvanized steel tubing finished with a baked on powder coating. C. TOP STAIR BARRIER: One piece all welded construction consisting of 1.315" OD x 12 GA & 1.029" OD x 12 GA galvanized steel tubing and 10 GA galvanized steel plate. Finished with a

baked on powder coating. D. TRANSFER BARRIER, 16": One piece all welded construction consisting of 1.315" OD x 12 GA steel tubing, and 8 GA galvanized steel plate. Finished with a baked on powder coating. E. 45 1/2" SINGLE POST SUPPORT: One piece welded construction consisting of 3.5" OD X 11 Ga galvanized tubing and a 1/4" HRS mounting plate finished with a baked-on powder coat. F. SINGLE POST TRANSFER PLATFORM: One piece welded construction consisting of 12 GA sheet steel, 1/4" HRS mounting plate and 4 1/2" X 11 Ga steel tubing finished with a PVC dipped coating. G. 16" ACCESSIBLE STAIRS: One piece all welded construction consisting of 12 GA HRPO steel surfaces, sides, and gussets. PVC coated after fabrication.

2.29 TRIANGLE PLATFORM A. TRIANGLE PLATFORM S5P: 12 GA HRPO sheet, finished with a PVC Coating 2.30 UNITARY ENCLOSURE A. CASTING, STRAIGHT BRACKET: A356-T6 Aluminum, Heat- Treated. Finished with baked on powder coating. B. S5 UNITARY ENCLOSURE: One piece all welded construction consisting of 1.315" OD x 14 GA, 1.315" OD x 12 GA, and 1.029" OD x 14 GA galvanized steel tubing, and HDPE threaded inserts. Finished with a baked on powder coating.

2.31 VIPER L2 48-56 W/O HOOD A. ENTRANCE SLIDE SECTION: 1/4" thick, linear, low density, rotationally molded, U.V. stabilized polyethylene with double wall construction, molded in 3/8" T-nut inserts, and a textured surface. B. EXIT SLIDE SECTION: 1/4" thick, linear, low density, rotationally molded, U.V. stabilized polyethylene with double wall construction, molded in 3/8" T-nut inserts, and a textured surface. C. 45 DEG LEFT SLIDE SECTION: 1/4" thick, linear, low density, rotationally molded, U.V. stabilized polyethylene with double wall construction, and a textured surface. D. SUPPORT,SLIDE EXIT: One piece all welded construction consisting of 2 3/8" OD x 12 GA galvanized steel tubing and 8 GA galvanized sheet steel. Finished with a baked on powder coating. E. SLIDE SUPPORT 2J: 8 gage formed plate welded to 1.660" OD tubing. Finished with baked on powder coat.

2.32 VOLTA INCLUSIVE SPINNER A. PLATE, 8" OD: 8" OD x 12 GA galvanized steel plate B. THRUST BALL BEARING 2 3/4 ID: Heavy duty, precision thrust, sealed ball bearing. C. VOLTA INCLUSIVE SPINNER: Linear, low density rotationally molded, U.V. stabilized, polyethylene, .250" thick, double wall construction. Textured outside surface. D. BASE, CAROUSEL PLATFORM: One piece all welded construction consisting of 3 1/4" OD DOM steel tubing, 1/4" & 7 GA HR steel plate, and 2 3/4" dia. steel round with e-coat plating. Finished with a baked on powder coat. E. FRAME, VOLTA SPINNER: One piece all welded construction consisting of 5 1/2" OD x 3/8" wall DOM steel tubing hub with 1.9" OD galvanized steel support arms, 8 GA mounting plate, 12 GA mounting plate, and 12 GA preventative plate, finished with a baked on powder coatingF. SPEED LIMITER, VOLTA SPINNER: Assembly consisting of a high torque low speed hydraulic motor with flow control valving, a stainless steel motor coupling, a steel bracket, stainless steel set screws, zinc plated steel hardware, steel hydraulic fittings and hose ends.

2.33 WELCOME SIGN, BIBA, AGES 2-12 A. 8 GA SIGN INSERT: 8 GA galvanized sheet steel finished with a baked-on powder coating. B. SIGN FRAME: One piece welded construction consisting of 1.900" OD X 11 GA galvanized steel tubing, 8 GA galvanized sheet steel finished with a baked on powder coating. C. DIBOND WELCOME SIGN, BIBA, AGES 2-12: 3mm full color dibond



POURED-IN-PLACE SAFETY SURFACING

# QCI SAFETY SURFACE

**QCI Poured-In-Place Safety Surface is a premium quality surface designed to meet your custom recreational surfacing needs.**

- Installed on site
- Site prep and subbase installation work available
- Two-course porous system, an SBR base mat blended with polyurethane binder and a top course of TPV or EPDM rubber and binder
- Base course of varying thickness and a color cap layer of ½" nominal thickness
- Edges are formed as required
- Installed, placed, and leveled to provide a new seamless, permeable, low maintenance, anti-slip, cushioned surface
- QCI PIP Safety Surface complies with Laboratory Test Requirements of ASTM F1292-17: Impact Attenuation of Surfacing Materials Within the Use Zone of Playground Equipment
- Custom pattern and color combinations available
- Certified professional installers

**PLAY IT SAFE** AND CHOOSE QCI SAFETY SURFACE FOR YOUR PLAYGROUND.

## APPLICATIONS

**PLAYGROUNDS  
POOL DECKS  
SPRAY GROUNDS  
RECREATIONAL COURTS  
WALKING TRACKS / TRAILS**



A FULL SERVICE TOTAL SPORTS AND RECREATIONAL CONSTRUCTION COMPANY.





## **Quality Court Industries, LLC Poured in Place (QCI – PIP) Rubber Safety Surface**

### **Architectural Specifications**

#### **PART I – GENERAL**

##### **1. DESCRIPTION**

- a. All necessary material components shall be obtained from trusted, pre-approved quality suppliers and / or American Recycling Center, Inc. (95% materials made in United States).
- b. Quality Court Industries, LLC is enrolled in the Materials Certification Program verifying the materials shipped to job site. To ensure the same material tested is the same material used a "Certificate of Compliance" shall be issued (at the end of this doc.).

##### **2. QUALITY ASSURANCE**

- a. Qualifications
  - i. Installers are generally in house.  
When outside installers are used they will adhere to specific Quality Court Industry, LLC guidelines.

##### **3. DESIGN AND DETAILING**

- a. Poured in place rubber surface is utilized in and around play equipment as an impact absorbing cushioned surface.
- b. Sub-bases of asphalt, concrete or compacted crushed stone are acceptable for base materials. Other substrates must be approved prior to application.

##### **4. DELIVERY, STORAGE AND HANDLING**

- a. All materials shall be delivered in good condition in original unopened packages with all labels and documentation intact.
- b. Materials shall be protected from weather and stored at room temperature, not less than 40 degrees Fahrenheit.

##### **5. PROJECT CONDITIONS**

- a. Ambient air temperatures shall be 40 degrees Fahrenheit and rising at the time of installation of the system and shall remain at 40 degrees Fahrenheit or greater for 48 hours after completion of installation.
- b. All pour in place surface materials shall be protected from extreme weather, vandalism, foot and animal traffic, or other damage before, during and after application to ensure proper curing.

#### **PART II – EXECUTION**

##### **1. INSPECTION**

- a. Prior to application of the surface, the supervising applicator will evaluate the sub-base for grade and structural performance. Notice of all discrepancies shall be reported to the project manager and will proceed only when the conditions are corrected or if he/she is supplied with the written notice acknowledging the existing condition and authorization to move forward has been obtained.

## 2. INSTALLATION

- a. The sub-base shall have a specific minimum 1% slope or no less than 1" in 10' in any one given direction towards drains or to the outside perimeter of the playground. Base must exhibit positive drainage. Concrete base shall have a broomed finish and must cure for a minimum of seven (7) days, asphalt must cure for 14 days (after curing, asphalt must be pressure washed before surface installed). Compacted Stone sub base shall maintain slope to drains or to low end and must exhibit positive drainage in all areas. Compacted Stone base must be mechanically compacted to a 90% compaction ratio (note: a compaction test is required and must be submitted to Quality Court Industries, LLC prior to installation.)
- b. Thickness: Surface thickness will vary in the cushion course according to the required fall height. The required thickness within a continuous surface area may vary from the specific equipment to other play structures. Where this occurs, provide a smooth, uniform transition between areas.
- c. Primer shall be applied as needed at the rate of 300 square feet per gallon to asphalt or concrete using a short nap roller or spray equipment.
- d. The Base Mat: This material shall be mechanically mixed using a mortar mixer at a ratio of one 50 lb. Bag of 4-8 mesh buffing to 16 lbs of premium aromatic binder. The materials should be mixed until all material is uniformly coated with binder. The materials shall then be poured in place and hand troweled at the specified thickness. Using a beam to determine depth of base, straight edge and strike off excess material to desired thickness, trowel as required to smooth finish. Allow the base mat to cure, usually 8/24 hours, depending on temperature and humidity.
- e. The wearing course: Apply primer to the base mat at a rate of 300 sq. ft. per gallon. The primer mix is aromatic urethane binder in a ratio of 60/40 with ethyl acetate to prime the base mat. The wearing course shall be installed at nominal 1/2" thickness unless otherwise specified. The wearing course shall have a surface weight of 2.73 lbs per sq. foot. The wearing course shall be mixed using the appropriate combination of colored rubber and premium rubber granules by a mechanical mixer (mortar mixer) until all granules are uniformly coated with binder. Surface materials shall be mechanically mixed at a ratio of one 55 lb. bag to 12 lbs of Premium Approved binder. Using a 5/8" beam to achieve uniform thickness, straightedge and strike off excess material, trowel as required to smooth finish. For compacting, lubricate trowel with mineral spirits. Allow 48-72 hours curing time (depending on temperature) before allowing foot traffic on area. To assist in curing a light mist of water may be applied.
- f. Where graphic designs and color transitions are specified, there shall be a full wear course depth. Where transitions occur between colors, if the first color is cured, the edge of the first color installed should be primed to receive adjacent color. If the colors are installed wet on wet no primer is needed.
- g. Large areas: Prior to installation, the installer shall report to the project manager locations of cold joints for approval.

## 3. SECURITY

Security is an essential part of every application. Protection of the uncured surface should be a primary concern. Foot traffic must be restricted on both the base and top course installations to ensure proper curing and aesthetics. Finished system must cure 48 to 72 hours (pending ambient temperature) prior to use.

#### 4. CLEANING

Perform cleaning during installation of the work and upon completion of the work.  
Remove from the site all excess materials, debris and equipment.

### PART III – MATERIALS

#### 1. GENERAL

- a. Pour in place rubber surface shall be porous and non-slip.
- b. Primer: single component moisture cured polyurethane primer (note: Approved Polyurethane Premium Binder) mixed with ethyl acetate at a rate of 60/40.
- c. Aromatic Binder: The premium binder is a single component MDI, aromatic binder with slight odor manufactured to withstand extremes in temperature and weather.
- d. Aliphatic Binder: The binder is a single component MDI, non ambering binder with slight odor manufactured to withstand extremes in temperature and weather.
- e. Cushion layer SBR buffing/shred: This rubber is 100% recycled and screened to 4 – 8 mesh strands containing less than 2% dust. This material is conveniently packaged in 50 lb. bags.
- f. Colored Rubber: Both TPV and EPDM rubber granules can be used depending on the color choices desired. Both products are UV stable and have been tested and proven in the safety surface industry.
- g. Premium 1350 Black Rubber is UV stable and is sized from 1 – 3.5 mm. This material is 100% recycled from post-industrial scrap rubber and consists of a high grade mixed polymers.

#### 2. BASE OPTIONS

- a. Asphalt-Requires minimum thickness (typically 4”) for non-weight bearing loads per the standards of the geographic region and must cure for at least 14 days.
- b. Concrete-Requires minimum thickness (typically 4”) for non-weight bearing loads per the standards of the geographic region and must cure for at least seven (7) days.
- c. Crushed stone-
  - i. 90% Standard Proctor Compaction (as per ASTM Test) is of the critical importance.
  - ii. Stone for the base MUST be crushed so it compacts to the above standard and should be a homogeneous mix of the following sizes:

Sieve Size	% Passing by Weight
1”	90 – 100
5/8”	50 – 80
1 / 4”	30 – 50
#4	14 – 35
#8	10 – 30
#30	3 – 5
#200	0 – 3



- iii. Minimum depth of crushed stone base should be 4”.
- d. Other bases – Bases other than asphalt, concrete or crushed stone must be approved.

### **3. MAINTENANCE**

- a. Although it is not required, power washing (Do not exceed 1500 psi) will improve the aesthetic appearance of the surface. This may be done 1 to 2 times per year.
- b. For stain removal, the use of a commercial or household detergent soap that is not caustic, acidic or solvent based, mixed with warm water, is recommended.

# Certificate of Compliance

Site Location: \_\_\_\_\_ Attraction \_\_\_\_\_

Total Sq Footage: \_\_\_\_\_ Thickness of System: \_\_\_\_\_

Material Ship Date: \_\_\_\_\_ Installation Date: \_\_\_\_\_

The installing contractor certifies to the owner ( \_\_\_\_\_ ) that all materials used in the installation of the pour in place (PIP) surface noted below are of the same components and manufacturer that was approved by the State Department of Health for use in such.

These materials consist of the following:

Cap Surface Material: \_\_\_\_\_ Binder Type \_\_\_\_\_  
(Fill in product Name & Reference Number)

Cushion Material: \_\_\_\_\_ Binder Type \_\_\_\_\_  
(Fill in product Name & Reference Number)

Color Percentages & Sq Footages

1.	2.
3.	4.

Binder % Ratios

CAP	Cushion
-----	---------

Contractor: \_\_\_\_\_

Material Supplier: \_\_\_\_\_

Address: \_\_\_\_\_

Address: \_\_\_\_\_

Contact Phone Number: \_\_\_\_\_

Contact Phone Number: \_\_\_\_\_

\_\_\_\_\_ Ext \_\_\_\_\_

\_\_\_\_\_ Ext \_\_\_\_\_

Sign \_\_\_\_\_ Date \_\_\_\_\_

Sign \_\_\_\_\_ Date \_\_\_\_\_

Print \_\_\_\_\_

Print \_\_\_\_\_

Authorization / Accepted (Sign) \_\_\_\_\_ Date \_\_\_\_\_  
(Owner Representative) (Print Name)

\_\_\_\_\_

# QCI

## Critical Fall Height

**Depth**

**Height**

1.75''

4'

2.50''

6'

3.50''

8'

4.5''

10'



# LABORATORY TESTING IMPACT EVALUATION ASTM F1292



## Project Information

<b>Project Name</b>	Playground Padding Impact Evaluation Test Methods ASTM F1292, ASTM F355E Impact Attenuation of Playground Surfacing Materials		
<b>Client Info</b>	Quality Court Industries 5661 Brownfields Drive Baton Rouge, LA 70811		
<b>Report Date</b>	10/12/2017	<b>Test Date</b>	7/7/2017
<b>Report Status</b>	Final	<b>Job no.</b>	92183/2303
<b>Prepared by</b>	Kieran O'Donnell Field Operation Manager		
<b>Checked by</b>	Jeffrey Gentile Laboratory Director		

### Notes:

1. This report has been prepared by Sports Labs USA with all reasonable skill, care and diligence within the terms of the contract with the Client and within the limitations of the resources devoted to it.
2. This report is confidential to the Client and Sports Labs USA accepts no responsibility whatsoever to third parties to whom this report, or any part thereof, is made known. Any such party relies upon the report at their own risk.
3. This report shall not be used for engineering or contractual purposes unless signed by the Author and the Checker and unless the report status is "Final."

## Summary

Sports Labs USA was commissioned to perform laboratory testing for the following characteristics listed below.

- ASTM F1292-17: Impact Attenuation of Surfacing Materials Within the Use Zone of Playground Equipment

The results have been summarized in the quick reference table below. Complete results and background information can be found in the subsequent sections of this report.

System Descriptions	Product Description	Temperatures Tested
20" x 20" x 1.75" Pour in Place Pad over Concrete	Samples are comprised of a rubber buffings layer and a cap layer at 4 different thicknesses	25°F 72°F 120°F
20" x 20" x 2.5" Pour in Place Pad over Concrete		
20" x 20" x 3.5" Pour in Place Pad over Concrete		
20" x 20" x 4.5" Pour in Place Pad over Concrete		

INFORMATION, ADVICE & KNOW-HOW: FROM THE SYNTHETIC SPORTS SURFACE EXPERTS



## SPORTS LABS USA

Unit #2 • 155 River Road • Bow • New Hampshire • 03304  
Telephone: (603) 731 6248 • E-Mail: [Info@sportslabsusa.com](mailto:Info@sportslabsusa.com)  
October 12, 2017 • Page 1 of 6



Accreditation #88949

# LABORATORY TESTING

## IMPACT EVALUATION ASTM F1292



### Table Contents

Project Information .....	1
Summary .....	1
Procedure .....	2
Requirements .....	2
Test Equipment .....	2
Results 1.75" Pad- Drop Height 4 ft.....	3
Results 2.5" Pad- Drop Height 6 ft.....	4
Results 3.5" Pad- Drop Height 8 ft.....	5
Results 4.5" Pad- Drop Height 10 ft.....	6

### Procedure

This testing followed the ASTM F1292-17: Impact Attenuation of Surfacing Materials within the Use Zone of Playground Equipment protocol. The samples were conditioned to (3) temperatures for 8hrs at each temperature per F1292 protocol. General information can be found below.

### Requirements

The average HIC value for three consecutive drops per location shall not exceed 1000 when dropped from the specified drop height per each sample.

### Test Equipment

SL USA ID	Description	Manufacturer	Model	Calibration Due
SL 299	Hemispherical Missile	Playground Clearing House	ASTM	5/24/018
SL 292	Tri-Axial Accelerometer	PCB	356A67	12/31/2017
SL 232	Temperature Probe	Lavatools	PT12	2/28/2018
SL 275	Laser Measure	Leica Geosystems	DISTO A6	7/31/2018

INFORMATION, ADVICE & KNOW-HOW: FROM THE SYNTHETIC SPORTS SURFACE EXPERTS



**SPORTS LABS USA**

Unit #2 • 155 River Road • Bow • New Hampshire • 03304  
 Telephone: (603) 731 6248 • E-Mail: [Info@sportslabsusa.com](mailto:Info@sportslabsusa.com)  
 October 12, 2017 • Page 2 of 6



Accreditation #88949

# LABORATORY TESTING

## IMPACT EVALUATION ASTM F1292



Results 1.75" Pad- Drop Height 4 ft.

Temperature (°F)	Sample #	Drop 1		Drop 2		Drop 3		Averages	
		Gmax (G's) (ASTM F355E)	HIC (ASTM F355E)	Gmax (G's) (ASTM F355E)	HIC (ASTM F355E)	Gmax (G's) (ASTM F355E)	HIC (ASTM F355E)	Avg. Gmax	Avg. HIC
25	1	154	760	160	829	154	785	157	807
	2	160	818	164	852	152	714	158	852
	3	154	778	150	724	163	854	156	789
72	1	144	630	161	792	156	747	159	770
	2	154	739	158	750	163	780	161	765
	3	149	698	157	743	152	687	155	715
120	1	145	682	145	702	151	757	148	730
	2	146	713	152	752	149	732	151	742
	3	151	747	145	704	152	776	149	740

INFORMATION, ADVICE & KNOW-HOW: FROM THE SYNTHETIC SPORTS SURFACE EXPERTS



### SPORTS LABS USA

Unit #2 • 155 River Road • Bow • New Hampshire • 03304  
 Telephone: (603) 731 6248 • E-Mail: [Info@sportslabsusa.com](mailto:Info@sportslabsusa.com)  
 October 12, 2017 • Page 3 of 6



Accreditation #88949



# LABORATORY TESTING

## IMPACT EVALUATION ASTM F1292



Results 2.5" Pad- Drop Height 6 ft.

Temperature (°F)	Sample #	Drop 1		Drop 2		Drop 3		Averages	
		Gmax (G's) (ASTM F355E)	HIC (ASTM F355E)	Gmax (G's) (ASTM F355E)	HIC (ASTM F355E)	Gmax (G's) (ASTM F355E)	HIC (ASTM F355E)	Avg. Gmax	Avg. HIC
25	1	156	957	155	934	157	956	156	945
	2	153	913	154	949	151	925	153	937
	3	152	944	153	930	159	934	156	932
72	1	125	718	130	766	133	785	132	776
	2	130	771	131	772	128	734	130	753
	3	129	750	133	802	135	822	134	812
120	1	132	762	136	801	139	821	138	811
	2	133	785	135	801	130	824	133	813
	3	135	793	138	820	140	831	139	826

INFORMATION, ADVICE & KNOW-HOW: FROM THE SYNTHETIC SPORTS SURFACE EXPERTS



### SPORTS LABS USA

Unit #2 • 155 River Road • Bow • New Hampshire • 03304  
 Telephone: (603) 731 6248 • E-Mail: [Info@sportslabsusa.com](mailto:Info@sportslabsusa.com)  
 October 12, 2017 • Page 4 of 6



Accreditation #88949

# LABORATORY TESTING

## IMPACT EVALUATION ASTM F1292



Results 3.5" Pad- Drop Height 8 ft.

Temperature (°F)	Sample #	Drop 1		Drop 2		Drop 3		Averages	
		Gmax (G's) (ASTM F355E)	HIC (ASTM F355E)	Gmax (G's) (ASTM F355E)	HIC (ASTM F355E)	Gmax (G's) (ASTM F355E)	HIC (ASTM F355E)	Avg. Gmax	Avg. HIC
25	1	141	927	156	994	142	938	149	966
	2	139	908	139	913	138	896	139	905
	3	140	928	142	938	146	989	144	964
72	1	120	739	122	753	117	696	120	725
	2	121	753	117	726	119	731	118	729
	3	119	775	119	714	122	752	121	733
120	1	131	854	135	901	135	898	135	967
	2	133	877	131	853	134	899	133	876
	3	132	869	133	889	135	891	134	890

INFORMATION, ADVICE & KNOW-HOW: FROM THE SYNTHETIC SPORTS SURFACE EXPERTS



### SPORTS LABS USA

Unit #2 • 155 River Road • Bow • New Hampshire • 03304  
 Telephone: (603) 731 6248 • E-Mail: [Info@sportslabsusa.com](mailto:Info@sportslabsusa.com)  
 October 12, 2017 • Page 5 of 6



Accreditation #88949

# LABORATORY TESTING

## IMPACT EVALUATION ASTM F1292



Results 4.5" Pad- Drop Height 10 ft.

Temperature (°F)	Sample #	Drop 1		Drop 2		Drop 3		Averages	
		Gmax (G's) (ASTM F355E)	HIC (ASTM F355E)	Gmax (G's) (ASTM F355E)	HIC (ASTM F355E)	Gmax (G's) (ASTM F355E)	HIC (ASTM F355E)	Avg. Gmax	Avg. HIC
25	1	128	930	129	933	129	929	129	931
	2	127	902	126	893	128	900	127	897
	3	117	810	128	917	124	867	126	892
72	1	113	797	113	786	114	803	114	795
	2	112	777	112	782	112	787	112	785
	3	113	793	114	801	114	799	114	800
120	1	107	718	106	710	108	728	107	719
	2	109	745	109	738	107	732	108	735
	3	110	739	111	746	109	744	110	745

End of Report

INFORMATION, ADVICE & KNOW-HOW: FROM THE SYNTHETIC SPORTS SURFACE EXPERTS



# SPORTS LABS USA

Unit #2 • 155 River Road • Bow • New Hampshire • 03304  
 Telephone: (603) 731 6248 • E-Mail: Info@sportslabsusa.com  
 October 12, 2017 • Page 6 of 6



Accreditation #88949

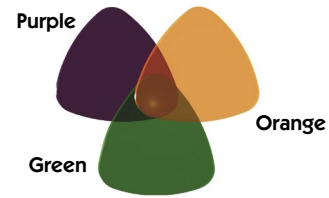


# COLORS THAT MOVE YOU

## POWDER COAT PAINT




## SOLIS HUE TOPPERS



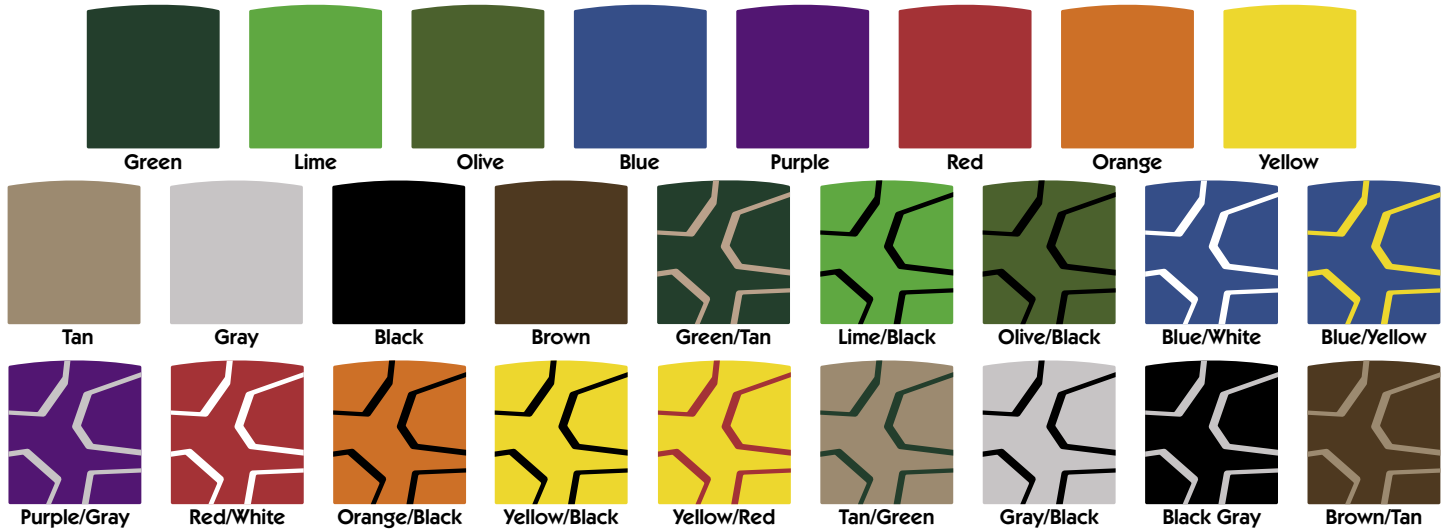
## ROCKIT CLIMBERS




## PLATFORMS



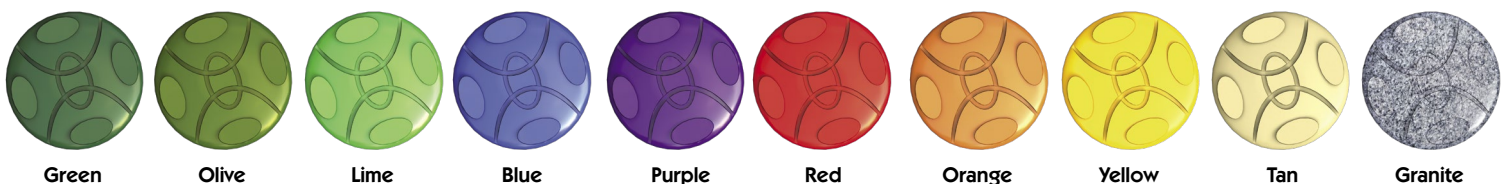
## HDPE PLASTIC PANELS



## SHADE CANOPIES



## ROTOMOLD PLASTIC



VISIT [BCIBURKE.COM/COLOR](https://www.bci-burke.com/color) TO CUSTOMIZE YOUR PLAYGROUND COLORS!

[BCIBURKE.COM](https://www.bci-burke.com)

**Burke**

800.266.1250

Trademark(s) are the property of BCI Burke Company. © BCI Burke Company 2021. All rights reserved.

# COLORS THAT MOVE YOU



**Electric**

Navy posts, granite plastic, blue shade, lime accessories & blue platforms



**Bayside**

Green posts, blue plastic, blue shade, aqua accessories & brown platforms



**Daisy**

Fuchsia posts, lime plastic, purple shade, lemon accessories & gray platforms



**Aster**

Aqua posts, purple plastic, purple shade, lemon accessories & brown platforms



**Urban**

Silver posts, red plastic, red shade, black accessories & brown platforms



**Psychedelic**

Navy posts, orange plastic, lime shade, lime accessories & brown platforms



**Chameleon**

Black posts, lime plastic, lime shade, aqua accessories & brown platforms



**Freedom**

Sky posts, red plastic, red shade, white accessories & brown platforms



**Forest**

Burgundy posts, green plastic, green shade, tan accessories & brown platforms



**Retro**

Charcoal posts, granite plastic, mahogany shade, redwood accessories & brown platforms



**Enchanted**

Brown posts, lime plastic, lime shade, tan accessories & brown platforms



**Sunflower**

Redwood posts, yellow plastic, yellow shade, olive accessories, & brown platforms



**Macaw**

Aqua posts, yellow plastic, orange shade, lime accessories & gray platforms



**Orchid**

Lemon posts, purple plastic, lime shade, aqua accessories & brown platforms



**Parrot**

Sky posts, red plastic, red shade, lemon accessories & brown platforms



**Seabreeze**

Mint posts, granite plastic, aqua shade, aqua accessories & gray platforms





## QCI SAFETY SURFACE **BENEFITS**

Extended Life and Wear

**Critical Fall Height Protection\***

*\*Complies with the Laboratory Testing of ASTM F1292-17*

Vibrant Coloration

Slip-Resistant

Seamless Custom Designs

Reduction of Discoloration and Hardening

Comprehensive Warranty

Meets Consumer Product Safety

Commission Guidelines

## ASK US ABOUT OUR OTHER **SAFETY SURFACING PRODUCTS:**


Loose Fill Rubber Mulch

Rubber Tiles


Playground Turf

Bonded Rubber Mulch


QCI Critical Fall Height	
Depth	Height
1.75"	4'
2.50"	6'
3.50"	8'
4.5"	10'




50% BLACK  
50% TAN



50% BLACK  
50% GREEN



50% BLACK  
50% BLUE



50% BLACK  
50% TERRA COTTA RED

### ALL COLOR CHOICES:

Beige, Terra Cotta Red, Green, Blue, Yellow, Purple, Orange, Grey, Black, Teal, White, Brown

### OUR INSTALLERS ARE:

- GRADUATES OF THE PLAYGROUND CONSTRUCTION SCHOOL
- MEMBERS OF PLAYGROUND CONTRACTORS ASSOCIATION
- RECOGNIZED BY THE INTERNATIONAL PLAYGROUND CONTRACTOR'S ASSOCIATION
- CERTIFIED PLAYGROUND SAFETY INSPECTOR ON STAFF
- EXPERIENCED IN ALL ASPECTS OF ASTM, CPSC, AND ADA COMPLIANCE



QUALITY PLAY BEGINS WITH A QUALITY SURFACE.



5661 BROWNFIELDS DRIVE BATON ROUGE, LA 70811

TOLL-FREE 855.774.9974 225.774.9974 EMAIL [info@qualitycourt.com](mailto:info@qualitycourt.com)

[WWW.QUALITYCOURT.COM](http://WWW.QUALITYCOURT.COM)





# BURKE GENERATIONS WARRANTY®

BCI Burke Company, LLC ("Burke") warrants that all standard products are warranted to be free from defects in materials and workmanship, under normal use and service, for a period of one (1) year from the date of shipment.

## We stand behind our products.

In addition, the following products are warranted, under normal use and service from the date of shipment as follows:

- One Hundred (100) Year Limited Warranty on aluminum and steel upright posts (including Intensity®, Synergy®, Nucleus®, Voltage®, Little Buddies®, ELEVATE®, ACTIVATE®, INVIGORATE®) against structural failure due to corrosion, deterioration or workmanship.
- One Hundred (100) Year Limited Warranty on KoreConnect® clamps against structural failure due to corrosion, deterioration or workmanship.
- One Hundred (100) Year Limited Warranty on Hardware (nuts, bolts, washers)
- One Hundred (100) Year Limited Warranty on bolt-through fastening and clamp systems (Synergy®, Intensity®, Nucleus®, Voltage®, Little Buddies®, ELEVATE®).
- Twenty-Five (25) Year Limited Warranty on spring assemblies and aluminum cast animals.
- Fifteen (15) Year Limited Warranty on structure platforms and decks, metal roofs, table tops, bench tops, railings and barriers against structural failure due to materials or workmanship.
- Fifteen (15) Year Limited Warranty on all plastic components including StoneBorders against structural failure due to materials or workmanship.
- Ten (10) Year Limited Warranty on ShadePlay® Canopies fabric, threads, and cables against degradation, cracking or material breakdown resulting from ultra-violet exposure, natural deterioration or manufacturing defects. This warranty is limited to the design loads as stated in the specifications.
- Ten (10) Year Limited Warranty on NaturePlay® Boulders and GFRC products against structural failure due to natural deterioration or workmanship. Natural wear, which may occur with any concrete product with age, is excluded from this warranty.
- Ten (10) Year Limited Warranty on Full Color Custom Signage against manufacturing defects that cause delamination or degradation of the sign. Full Color Custom Signs also carry a two (2) year warranty against premature fading of the print and graphics on the signs.
- Five (5) Year Limited Warranty on Intensity® and RopeVenture® cables and LEVEL X® flex bridge against premature wear due to natural deterioration or manufacturing defects. Determination of premature wear will be at the manufacturer's discretion.
- Five (5) Year Limited Warranty on moving parts, including swing components, against structural failure due to materials or workmanship.
- Five (5) Year Limited Warranty on PlayEnsemble® cables and mallets against defects in materials and workmanship.
- Three (3) Year Limited Warranty on electronic panel speakers, sound chips and circuit boards against electronic failure caused by manufacturing defects.

The warranty stated above is valid only if the equipment is erected in conformity with the layout plan and/or installation instructions furnished by BCI Burke Company, LLC using approved parts; have been maintained and inspected in accordance with BCI Burke Company, LLC instructions. Burke's liability and your exclusive remedy hereunder will be limited to repair or replacement of those parts found in Burke's reasonable judgment to be defective. Any claim made within the above stated warranty periods must be made promptly after discovery of the defect. A part is covered only for the original warranty period of the applicable part. Replacement parts carry the applicable warranty from the date of shipment of the replacement from Burke. After the expiration of the warranty period, you must pay for all parts, transportation and service charges.

Burke reserves the right to accept or reject any claim in whole or in part. Burke will not accept the return of any product without its prior written approval. Burke will assume transportation charges for shipment of the returned product if it is returned in strict compliance with Burke's written instructions.

**THE FOREGOING WARRANTIES ARE EXCLUSIVE AND IN LIEU OF ANY OTHER WARRANTY, EXPRESS OR IMPLIED, INCLUDING BUT NOT LIMITED TO ANY IMPLIED WARRANTY OR MERCHANTABILITY OR FITNESS FOR A PARTICULAR PURPOSE. IF THE FOREGOING DISCLAIMER OF ADDITIONAL WARRANTIES IS NOT GIVEN FULL FORCE AND EFFECT, ANY RESULTING ADDITIONAL WARRANTY SHALL BE LIMITED IN DURATION TO THE EXPRESS WARRANTIES AND BE OTHERWISE SUBJECT TO AND LIMITED BY THE TERMS OF BURKE'S PRODUCT WARRANTY. SOME STATES DO NOT ALLOW THE EXCLUSION OF CERTAIN IMPLIED WARRANTIES, SO THE ABOVE LIMITATION MAY NOT APPLY TO YOU.**

**Warranty Exclusions:** The above stated warranties do not cover: "cosmetic" defects, such as scratches, dents, marring, or fading; damage due to incorrect installation, vandalism, misuse, accident, wear and tear from normal use, exposure to extreme weather; immersion in salt or chlorine water, unauthorized repair or modification, abnormal use, lack of maintenance, or other cause not within Burke's control; and

**Limitation of Remedies:** Burke is not liable for consequential or incidental damages, including but not limited to labor costs or lost profits resulting from the use of or inability to use the products or from the products being incorporated in or becoming a component of any other product. If, after a reasonable number of repeated efforts, Burke is unable to repair or replace a defective or nonconforming product, Burke shall have the option to accept return of the product, or part thereof, if such does not substantially impair its value, and return the purchase price as the buyer's entire and exclusive remedy. Without limiting the generality of the foregoing, Burke will not be responsible for labor costs involved in the removal of products or the installation of replacement products. Some states do not allow the exclusion of incidental damages, so the above exclusion may not apply to you.

The environment near a saltwater coast can be extremely corrosive. Some corrosion and/or deterioration is considered "normal wear" in this environment. Product installed within 500 yards of a saltwater shoreline will only be covered for half the period of the standard product warranty, up to a maximum of five years, for defects caused by corrosion. Products installed in direct contact with saltwater or that are subjected to salt spray are not covered by the standard warranty for any defects caused by corrosion.

Contact your local Burke Representative for warranty information regarding Burke Turf® and Burke Tile products.

## Terms of Sale

**Pricing:** Prices published in this catalog are in USD, are approximate and do not include shipping & handling, surfacing, installation nor applicable taxes. All prices are subject to change without notice. Contact your Burke representative for current pricing. Payments are to be made in USD.

**Weights:** Weights are approximate and may vary with actual orders.

**Installation:** All equipment is shipped unassembled. For a list of factory-certified installers in your area, please contact your Burke representative.

**Specifications:** Product specifications in this catalog were correct at the time of publication. However, product improvements are ongoing at Burke, and we reserve the right to change or discontinue specifications without notice.

**Loss or Damage in Transit:** A signed bill of lading is our receipt from a carrier that our shipment to you was complete and in good condition upon arrival. Before you sign, please check the Bill of Lading carefully when the shipment arrives to make sure nothing is missing and there are no damages. Once the shipment leaves our plant, we are no longer responsible for any damage, loss or shortage.

For more information regarding the warranty, call Customer Service at 920-921-9220 or 1-800-356-2070.

01/2023

*Quality Court Industries, LLC*

**Sample Warranty**

Re: Five (3) - Year Limited Warranty for  
QCI Job Number

Quality Court Industries, LLC (QCI) warrants the poured in place (PIP) safety surface installed under this contract agreement located at \_\_\_\_\_ for a period of three (3) years commencing from the date of substantial completion established as \_\_\_\_\_ and the warranty period shall expire on \_\_\_\_\_. This limited warranty shall provide for 100% of the cost for necessary repairs caused by the failure of the QCI PIP surfacing system only.

This limited warranty includes only QCI obligation to repair and/or replace any defective materials or workmanship in the surface area or surface areas that have failed during the warranty period. A failed area or failed areas include edge raveling, bubbling, delamination, peeling, and loss of integrity as a result of the QCI PIP surfacing system degradation. QCI is under no obligation or responsibility to repair and/or replace the QCI PIP surface if damaged by vandalism (including burns, cuts, gouges, etc.), product misuse, abuse or alterations, improper slab or base or subbase design or construction, improper drainage, improper or lack of maintenance, any foreign residue that may be deposited on the surface, normal wear and tear, damage for sharp objects (high heels, spikes, etc.) or acts of God.

All warranty claims shall be made in writing to QCI, within thirty (30) days after the Owner has knowledge thereof, but in no event later than thirty (30) days after expiration of the warranty period. The written notification from the Owner shall include the following: the date of the first notice of the failure, details of the failure, photos of the failed area and a request for a warranty claim meeting with QCI at the installation site (if applicable). QCI shall not be responsible for warranty claims for any notices received from the Owner after thirty (30) days of Owners' first knowledge of the failure.

QCI shall determine the validity of all warranty claims after sufficient evidence has been gathered. QCI shall then replace, repair or make a refund for any claims validated by it. Any refund, credit or allowance provided to the Owner on a warranty claim is exercisable only if said allowance is used to accommodate replacement with QCI's surfacing system.

Any dispute as to whether and to what extent there is a QCI PIP surface failure and a subsequent valid warranty claim within the meaning of this warranty, shall be initially dealt with by joint investigation and discussion between QCI and Owner in order to achieve a mutually agreeable solution. If such solution can not be reached within thirty (30) days, then either the Owner or QCI shall submit the matter to an arbitrator who is a member of the American Arbitration Association and who shall make a determination in accordance with the rules and regulations of said American Arbitration Association. The decision of said arbitrator shall be binding on both parties.

This limited warranty does NOT include the underlying material (e.g. existing surface, existing or new asphalt, concrete, base, subbase or subgrade). If the underlying material fails for any reason whatsoever (including hydrostatic pressure, cracking, shifting, heaving), then QCI's warranty shall be rendered invalid. If the underlying material is concrete, a "curing agent" is NOT allowed, as it will probably cause delamination of the QCI PIP surface. Also, an elastomeric coating applied to the underlying material may bubble also causing delamination of the QCI PIP surface. Additionally, there is no warranty against surface cracking along expansion joints or underlying cracks, or separation from an adjacent border, curb or walkway. The limited warranty does not include discoloration as a result of ultraviolet rays, unapproved cleaning materials or vandalism. **WARNING:** Surface temperatures can prove dangerous under warm conditions. Shoes and/or socks must be worn during warm weather conditions.

**Underwater, Water Play and Pool Deck Applications:** Foreign or excessive chemicals in the water can cause potential damage to the QCI PIP resulting in fading, chalking, bleeding, and/or degradation. Pool chemicals and water treatments such as "Ozone" and chlorine levels with a ppm greater than 3 will harm/degrade the QCI PIP Surface. The colors will fade. QCI will not warrant the QCI PIP product when foreign or excessive chemicals are used in or around the QCI PIP application. QCI will not warrant against discoloration and/or fading around pooldecks / water areas, nor will QCI warrant against mildew due to improper drainage and/or improper sloping around the pool area, sauna area, steam area or shower area. Minimum slope for drainage is 2%.

Owner agrees that it will not, under any circumstances, make alterations to the QCI PIP surface without the written authorization of QCI. Any unauthorized alteration by the Owner shall result in the immediate termination of all warranties for the QCI PIP surface and shall also give rise to duty by the Owner to hold harmless, defend and indemnify QCI from any claim, suit or cause of action personal injury, death, or property arising out of or related to said alterations.

This limited warranty is expressly made in lieu of any other warranties and is exclusive to the original Owner. Owner acknowledges that the limited warranty will be voided if the Owner fails to follow the QCI PIP Maintenance Guidelines provided by QCI. Owner agrees that in no event shall QCI have any liability to Owner for loss of use or loss of profits or any form of consequential damages. **NOTE:** The following chemicals can cause potential damage to the QCI PIP surface and should be avoided: disinfectants, concentrated bleach, gasoline, diesel, hydraulic and lubricating oils, weak acids and organic solvents.

If the contract price is not paid timely as per the terms and conditions of this contract, the limited warranty is automatically voided.

This warranty agreement is not valid until QCI receives full and final payment of the entire contract amount. Any damages to the surface during the curing period will be repaired or paid for at the Owner's expense. This limited warranty does not lessen or eliminate any other contractual obligations of Owner to QCI.

Customer Initial: \_\_\_\_\_