

This file contains the following Blue Cross and Blue Shield of Louisiana documents:

Attachments to RFP Response

- 2023 Performance Guarantees for Jefferson Parish Government
- Standard Reporting Package
- Additional Reporting Information
- BCBSLA Top 100 Drugs Commercial
- Certificate of Authority LHSIC
- Sample Implementation timeline

BCBSLA Top 100 Drugs - Commercial

| Drug_Brand_Name | Tier |
|--------------------------------|------|
| ATORVASTATIN CALCIUM | 1 |
| AMLODIPINE BESYLATE | 1 |
| DEXTROAMPHETAMINE-AMPHETAMINE | 1 |
| PFIZER COVID-19 VACCINE (EUA) | 2 |
| AZITHROMYCIN | 1 |
| LISINOPRIL | 1 |
| PANTOPRAZOLE SODIUM | 1 |
| LEVOTHYROXINE SODIUM | 1 |
| ROSUVASTATIN CALCIUM | 1 |
| MODERNA COVID-19 VACCINE (EUA) | 2 |
| HYDROCODONE-ACETAMINOPHEN | 1 |
| LOSARTAN POTASSIUM | 1 |
| ESCITALOPRAM OXALATE | 1 |
| PREDNISONE | 1 |
| HYDROCHLOROTHIAZIDE | 1 |
| ALPRAZOLAM | 1 |
| SERTRALINE HCL | 1 |
| GABAPENTIN | 1 |
| VYVANSE | 2 |
| AMOXICILLIN | 1 |
| METFORMIN HCL | 1 |
| METOPROLOL SUCCINATE | 1 |
| MELOXICAM | 1 |
| OMEPRAZOLE | 1 |
| MONTELUKAST SODIUM | 1 |
| FLUTICASONE PROPIONATE | 1 |
| BUPROPION XL | 1 |
| FLUOXETINE HCL | 1 |
| AMOXICILLIN-CLAVULANATE POTASS | 1 |
| METHYLPREDNISOLONE | 1 |
| TRAZODONE HCL | 1 |
| DEXTROAMPHETAMINE-AMPHET ER | 1 |
| ZOLPIDEM TARTRATE | 1 |
| DULOXETINE HCL | 1 |
| ALBUTEROL SULFATE HFA | 1 |
| IBUPROFEN | 1 |
| CLONAZEPAM | 1 |
| CYCLOBENZAPRINE HCL | 1 |
| METFORMIN HCL ER | 1 |
| FLUCONAZOLE | 1 |
| VALACYCLOVIR | 1 |
| ONDANSETRON ODT | 1 |
| VITAMIN D2 | 1 |
| SPIRONOLACTONE | 1 |
| TRAMADOL HCL | 1 |
| ESTRADIOL | 1 |

BCBSLA Top 100 Drugs - Commercial

| | |
|--------------------------------|---|
| LISINOPRIL-HYDROCHLOROTHIAZIDE | 1 |
| VENLAFAXINE HCL ER | 1 |
| BUSPIRONE HCL | 1 |
| PRAVASTATIN SODIUM | 1 |
| CEFDINIR | 1 |
| DOXYCYCLINE HYCLATE | 1 |
| CITALOPRAM HBR | 1 |
| OXYCODONE-ACETAMINOPHEN | 1 |
| PROMETHAZINE-DM | 1 |
| TAMSULOSIN HCL | 1 |
| SULFAMETHOXAZOLE-TRIMETHOPRIM | 1 |
| SYNTHROID | 2 |
| BENZONATATE | 1 |
| TIZANIDINE HCL | 1 |
| MUPIROCIN | 1 |
| FUROSEMIDE | 1 |
| TRULICITY | 2 |
| METOPROLOL TARTRATE | 1 |
| CARVEDILOL | 1 |
| ESOMEPRAZOLE MAGNESIUM | 1 |
| DICLOFENAC SODIUM | 1 |
| SIMVASTATIN | 1 |
| TESTOSTERONE CYPIONATE | 1 |
| ALLOPURINOL | 1 |
| CELECOXIB | 1 |
| LOSARTAN-HYDROCHLOROTHIAZIDE | 1 |
| TRIAMCINOLONE ACETONIDE | 1 |
| FAMOTIDINE | 1 |
| POTASSIUM CHLORIDE | 1 |
| CEPHALEXIN | 1 |
| PROGESTERONE | 1 |
| METHOCARBAMOL | 1 |
| OZEMPIC | 2 |
| AZELASTINE HCL | 1 |
| CLOPIDOGREL | 1 |
| CIPROFLOXACIN HCL | 1 |
| AMITRIPTYLINE HCL | 1 |
| JARDIANCE | 2 |
| ONDANSETRON HCL | 1 |
| OLMESARTAN MEDOXOMIL | 1 |
| FENOFIBRATE | 1 |
| LORAZEPAM | 1 |
| EZETIMIBE | 3 |
| TOPIRAMATE | 1 |
| HYDROXYZINE HCL | 1 |
| ELIQUIS | 2 |
| PROMETHAZINE HCL | 1 |

BCBSLA Top 100 Drugs - Commercial

| | |
|--------------------------------|---|
| DIAZEPAM | 1 |
| NITROFURANTOIN MONO-MACRO | 1 |
| METRONIDAZOLE | 1 |
| SUMATRIPTAN SUCCINATE | 1 |
| NAPROXEN | 1 |
| LAMOTRIGINE | 1 |
| BUTALBITAL-ACETAMINOPHEN-CAFFE | 1 |

JEFFERSON PARISH GOVERNMENT

Performance Standards of Medical Plan Claims Only

| Administrative Performance Measure | Result | Fees at Risk | Maximum Fees at Risk |
|--|---|---|----------------------|
| Claims – Based on claims with claims adjudication dates within the measurement period. | | | |
| Claims Financial Accuracy <ul style="list-style-type: none"> <u>Standard:</u> 98% of total audited claim dollars are correctly paid. <u>Period:</u> Annual measurement <u>Measurement:</u> A statistical random sample of claims paid within the measurement period is reviewed to determine that each claim payment was calculated correctly. Information to be utilized in the review include, but not limited to, co-payments, co-insurance, deductibles, out-of-pocket limits, coordination of benefits and other information as necessary. A claim financial error occurs when the claims system or the claims processor calculates an under or over payment. The total dollars paid less the absolute value of those dollars paid or withheld incorrectly divided by the total dollars paid based on a statistical random sample of claims paid within the measurement period will provide the accuracy rate. This measure is tracked at the Plan Sponsor level. | 98.00% or greater 97.25% - 97.99% 96.50% - 97.24% Below 96.50% | \$0.00 \$100,000 \$150,000 \$200,000 | \$200,000 |

| Administrative Performance Measure | Result | Fees at Risk | Maximum Fees at Risk |
|---|---|--|----------------------|
| Claims Processing Accuracy <ul style="list-style-type: none"> <u>Standard:</u> 97% of total audited Claims are correctly Processed <u>Period:</u> Annual measurement <u>Measurement:</u> A statistical random sample of claims paid within the measurement period is reviewed to determine that each claim was processed correctly. Information to be utilized in the review include, but not limited to, co-payments, co-insurance, deductibles, out-of-pocket limits, coordination of benefits and other information as necessary. The percentage of claims processed without procedural (i.e. non-financial) errors based on a statistical sample of claims processed within the measurement period will provide the accuracy rate. This measure is tracked at the Plan Sponsor level. | 97.00% or greater 96.00% - 96.99% 95.00% - 95.99% Below 95.00% | 0% \$20,000 \$30,000 \$40,000 | \$40,000 |
| Claim Turnaround Time <ul style="list-style-type: none"> <u>Standard:</u> 86% of Claims Processed within 10 business days <u>Period:</u> Annual measurement <u>Measurement:</u> Begins when BCBSLA receives a Claim and records it through “date stamp” and ends with adjudication during the measurement period. Time-to-process will be calculated by counting the number of business days from the time that a Claim is received by BCBSLA to and including the day the Claim is processed. The actual day that the Claim is received will not be included in this calculation. The calculation will exclude Claims that cannot be processed due to retroactive benefit changes made by the Plan Sponsor or claims that cannot be processed as a result of benefit clarifications needed from the Plan Sponsor in order to accurately adjudicate the claim. This measure is tracked at the Plan Sponsor level. | 10 days or less 11 days 12 – 21 days | \$0.00 \$50,000 \$5,000/day | \$100,000 |

| Administrative Performance Measure | Result | Fees at Risk | Maximum Fees at Risk |
|--|--------------------|--------------|----------------------|
| Electronic Claim Readiness <ul style="list-style-type: none"> <u>Standard:</u> 20 business days <u>Period:</u> Annual measurement <u>Measurement:</u> Electronic claim ready within twenty (20) business days after the account structure is entered in the system, final members eligibility is received and benefit plan design is finalized. This measure is tracked at the Plan Sponsor level. | 100% Below 100% | \$50,000 | \$50,000 |

| Administrative Performance Measure | Result | Fees at Risk | Maximum Fees at Risk |
|---|---------------------------------------|--------------|----------------------|
| Other Services | | | |
| ID Cards—Timely Mailing <ul style="list-style-type: none"> <u>Standard:</u> Blue Cross will mail 99% of all ID cards to the Group's employees prior to the effective date of coverage. The standard is based on the Administrator receiving accurate and complete enrollment forms or electronic files with files being loaded in BCBSLA's eligibility system no later than 30 calendar days prior to the Group's effective date. <u>Period:</u> One-time measurement at initial enrollment. <u>Measurement:</u> This measure is tracked at the Plan Sponsor level. | 99.00% or greater Below 99.00% | \$50,000 | \$50,000 |
| Initial Eligibility <ul style="list-style-type: none"> <u>Standard:</u> 5 business days <u>Period:</u> One-time measurement at initial enrollment. <u>Measurement:</u> Elapsed time from date the correct processable eligibility file is received to date upon which the file is loaded into the BCBSLA eligibility system. This measure is tracked at the Plan Sponsor level. | 100% Below 100% | \$20,000 | \$20,000 |

Total at Risk: Up to \$460,000

Measurement period will be January 1, 2023 thru December 31, 2023.

Settlement will be calculated within sixty (60) days of the end measurement period with results being sent to the Plan Sponsor within ninety (90) days of the end of the measurement period.

1. **Definitions**

- 1.1 **Claim** — Refers to claims received by BCBSLA. To qualify as a Claim, the claim must be free from defects or errors and contain all necessary information required to process the claim and no additional information is required from a third party for BCBS to process the Claim.
- 1.2 **Processed** — A Claim shall be considered "processed" when BCBS has made a determination as to whether the billed services are covered and, if covered, determined the amount of reimbursement.
- 1.3 **Service Center** — A claim processing office of BCBS that processes Claims and/or answers calls.

2. **Performance Metrics**

- 2.1 **Financial Accuracy Measurement** - Financial Accuracy Performance will be determined by applying BCBS's standard methodology to a statistically valid sample of Claims Processed during the Guarantee Period.

Financial Accuracy is the sum of the absolute value of total dollars overpaid and the total dollars

underpaid subtracted from the total dollars paid, divided by the total dollars paid, expressed as a percent.

- 2.2 **Claim Processing Accuracy (Overall Accuracy) Measurement** - Claim Processing Accuracy (Overall Accuracy) will be determined by applying BCBS's Standard Methodology to a statistically valid sample of Claims. Claim Processing Accuracy is the total number of Claims processed without any errors (both financial and non-financial errors) divided by the total Claims processed, expressed as a percent.

3. **General**

- 3.1 Calculations will be rounded to the nearest decimal point that is stated in the Performance Guarantee Level chart ("Chart"). For example, where the Chart reflects a level as a whole number, the calculations will be rounded to the nearest whole number. Likewise, where the Chart reflects the level to a further decimal point, the calculations will be rounded to the reflected decimal point.



JAMES J. DONELON

COMMISSIONER OF INSURANCE

*I, the undersigned **COMMISSIONER OF INSURANCE** of the State Of Louisiana, do hereby certify that*

The attached is a true and correct copy of the Certificate of Authority for Louisiana Health Service & Indemnity Company of Baton, Louisiana on file in my office.

Given Under my signature, authenticated with the impress of my

Seal of office, at the City of Baton Rouge, this, 1st day of

March A.D. 2021


James J. Donelon
Commissioner of Insurance



James J. Donelon

COMMISSIONER OF INSURANCE

CERTIFICATE OF AUTHORITY

Whereas, the LOUISIANA HEALTH SERVICE & INDEMNITY COMPANY located at Louisiana has applied for a certificate of authority and made the filings required of such Insurer. Therefore, I, James J. Donelon, the undersigned Commissioner of Insurance, do hereby certify that the said LOUISIANA HEALTH SERVICE & INDEMNITY COMPANY is authorized to transact its appropriate business of Health and accident, and Life Insurance in this State, in accordance with the laws thereof. This certificate shall remain in effect until cancelled, suspended, revoked or the renewal thereof refused.



In Testimony Whereof, I hereunto subscribe my name,
and affix the seal of my office at Baton Rouge this
29th day of September A.D. 2020.


James J. Donelon
Commissioner of Insurance

Amended: Original certificate effective date January 1, 1975

File Copy

Implementation Plan

Effective Date

| | Formal Notification of Decision and Signed Proposal: | | | | | |
|----|---|---------------------|-------------------|-----------------------------------|--------|-------|
| ID | Task Name | Proposed Start Date | Proposed Duration | Resource Name(s) | Status | Notes |
| 1 | Submit existing benefit configuration and Plan Documents for review | | 1 day | Account/Implementation Team | | |
| 2 | Develop key contact implementation list | | 3 days | Implementation Manager | | |
| 3 | Implementation Kickoff/ Benefit Review Meeting | | 1 day | Account/Implementation Team/Sales | | |
| | Benefit Information | | | | | |
| 4 | Create draft of benefits | | 7-14 days | Implementation Team | | |
| 5 | Review draft of benefits | | 1 day | Implementation Team/Account/Sales | | |
| 6 | Obtain written approval of benefits | | 7 days | Account | | |
| 7 | Complete information entry in Benefit Insight | | 7 days | Implementation Team | | |
| | Underwriting | | | | | |
| 8 | Submit all necessary signed documents | | 1 day | Sales/Account | | |
| 9 | Underwriting review/final approval | | 7 days | Underwriting | | |
| | Product Development | | | | | |
| 10 | Technical product setup | | 7 days | Business Engineering Team | | |
| 11 | Product component setup | | 15 days | Business Engineering Team | | |
| 12 | Product Testing & QA | | 15 days | Business Engineering Team | | |
| | Pharmacy | | | | | |
| 13 | Determine which Rx programs were selected/purchased (kickoff) | | 1 day | Sales/Underwriting/Rx/Account | | |
| 14 | Implement Pharmacy Programs | | 30-60 days | Pharmacy Team | | |
| 15 | ESI design setup | | 30-60 days | Pharmacy Team | | |

As of 11/11/19

This is only an estimate. Implementation tasks, proposed start dates and durations subject to change. Work may be performed on some tasks concurrently.

Implementation Plan

Effective Date

| | | | | | | |
|------------------------|---|--|-----------|--|--|--|
| 16 | Send eligibility to ESI | | 1 day | Pharmacy Team | | |
| Enrollment | | | | | | |
| 17 | Determine how BCBSLA will receive initial/ongoing enrollment info (kickoff) | | 1 day | Account/Installation Team/BBS Enrollment | | |
| 18 | Provide enrollment spreadsheet/ eligibility file | | 1 day | Account | | |
| 19 | Ensure data integrity of enrollment spreadsheet | | 5 days | Installation Team | | |
| 20 | Review and approve ID card layout | | 3 days | Account | | |
| 21 | Perform pre- and post-production testing | | 2 days | BBS Enrollment | | |
| 22 | Review and approve production ID card | | 1 day | BBS Enrollment | | |
| 23 | Mail ID Cards | | 3 days | ID Card Vendor | | |
| Billing | | | | | | |
| 24 | Determine billing and banking reporting information (kickoff) | | 1 day | Account/Billing Dept | | |
| 25 | Confirm billing arrangements for monthly admin billing | | 5 days | Account/Underwriting/Billing Dept | | |
| 26 | Confirm billing arrangements for weekly claims billing | | 5 days | Account/Billing Dept/BBS Enrollment | | |
| Carryover | | | | | | |
| 27 | Determine carryover details (kickoff) | | 1 day | Account/Installation Team | | |
| 28 | Obtain carryover report | | 1 day | Account | | |
| 29 | Load/verify production carryover file | | 7-14 days | Business Engineering Team | | |
| Care Management | | | | | | |
| 30 | Determine which programs were selected/purchased (kickoff) | | 1 day | Account/Sales/Underwriting/Installation Team | | |

As of 11/11/19

This is only an estimate. Implementation tasks, proposed start dates and durations subject to change. Work may be performed on some tasks concurrently.

Implementation Plan

Effective Date

| | | | | | | |
|----|---|--|---------|-------------------------|--|--|
| 31 | Set up administration of programs | | 30 days | BET/Care Management | | |
| 32 | Coordinate transition of care, continuity of care and case management | | 14 days | Care Management/Account | | |
| | Legal | | | | | |
| 33 | Create Plan Documents | | 30 days | Legal | | |
| 34 | Review and sign off on final Plan Documents | | 30 days | Account | | |
| 35 | Create Summary of Benefits and Coverage | | 7 days | Legal | | |

As of 11/11/19

This is only an estimate. Implementation tasks, proposed start dates and durations subject to change. Work may be performed on some tasks concurrently.



GROUPREPORTING

STANDARD PACKAGE

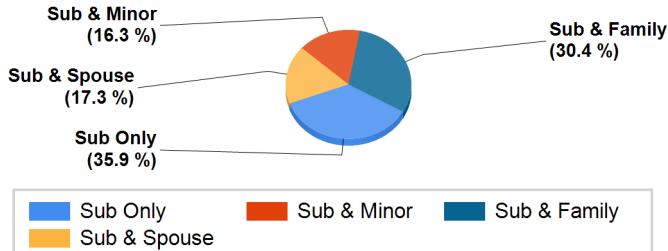


**BlueCross BlueShield
of Louisiana**

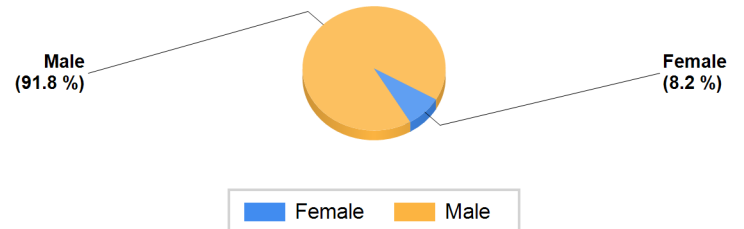
Health Enrollment Statistics

78956ERC - ABC COMPANY
For Month Ending: December 2015

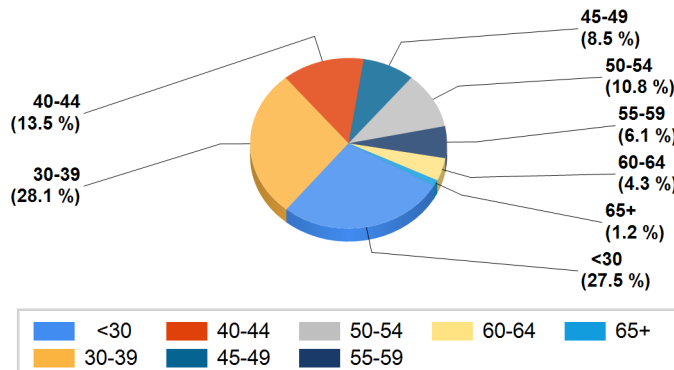
Contracts by Class



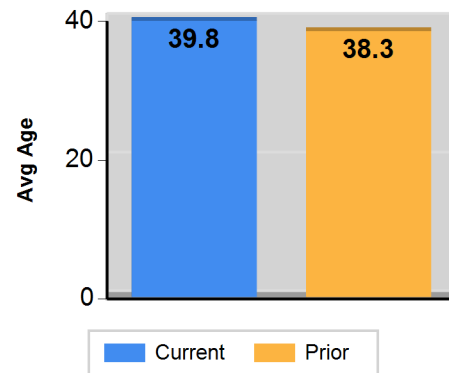
Contracts by Sex



Contracts by Age



Contracts - Average Age

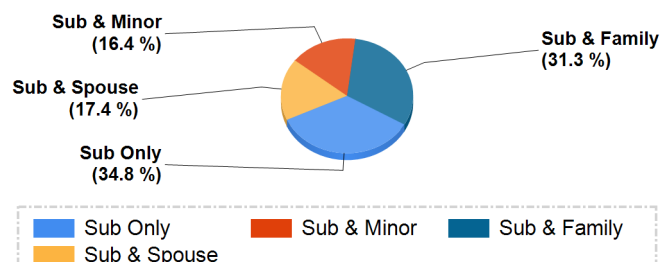


| Enrollment by Class | | | | | Enrollment | |
|---------------------|----------|--------------|-------------|--------------|-----------------|---------------|
| Month | Sub Only | Sub & Spouse | Sub & Minor | Sub & Family | Total Contracts | Total Members |
| Jan 2015 | 151 | 76 | 74 | 120 | 421 | 1,015 |
| Feb 2015 | 149 | 77 | 71 | 125 | 422 | 1,031 |
| Mar 2015 | 146 | 78 | 68 | 126 | 418 | 1,033 |
| Apr 2015 | 133 | 66 | 64 | 111 | 374 | 918 |
| May 2015 | 118 | 62 | 53 | 108 | 341 | 854 |
| Jun 2015 | 118 | 56 | 49 | 106 | 329 | 822 |
| Jul 2015 | 115 | 55 | 52 | 103 | 325 | 810 |
| Aug 2015 | 109 | 51 | 42 | 92 | 294 | 719 |
| Sep 2015 | 108 | 49 | 44 | 90 | 291 | 711 |
| Oct 2015 | 109 | 49 | 49 | 90 | 297 | 727 |
| Nov 2015 | 107 | 45 | 49 | 85 | 286 | 692 |
| Dec 2015 | 104 | 44 | 50 | 85 | 283 | 698 |
| Average | 122 | 59 | 55 | 103 | 340 | 836 |
| Total | 1,467 | 708 | 665 | 1,241 | 4,081 | 10,030 |

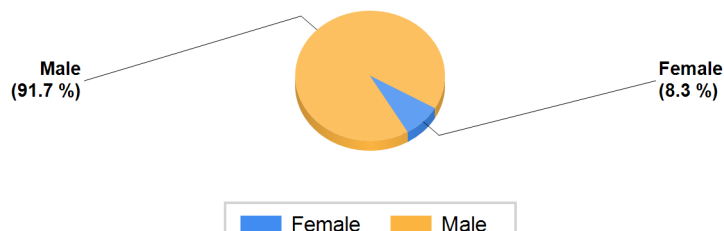
Dental Enrollment Statistics

78956ERC - ABC COMPANY
For Month Ending: December 2015

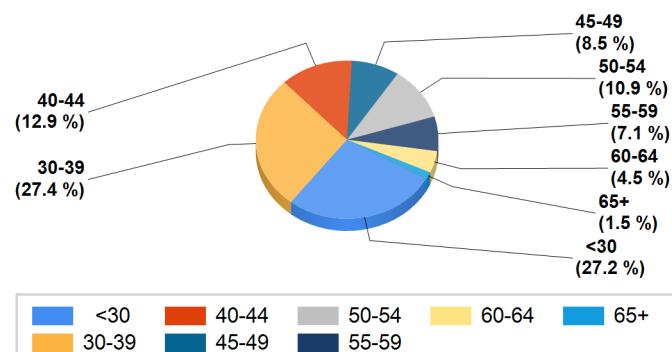
Contracts by Class



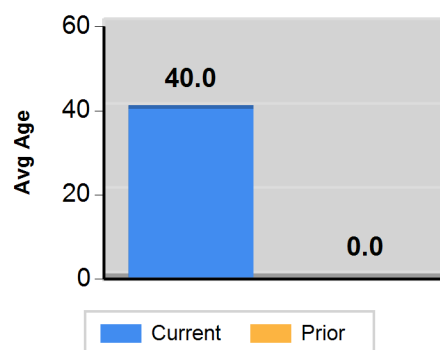
Contracts by Sex



Contracts by Age



Contracts - Average Age



Enrollment by Class

Enrollment

| Month | Sub Only | Sub & Spouse | Sub & Minor | Sub & Family | Total Contracts | Total Members |
|----------------|--------------|--------------|-------------|--------------|-----------------|---------------|
| Jan 2015 | 153 | 80 | 76 | 129 | 438 | 1,069 |
| Feb 2015 | 152 | 81 | 74 | 135 | 442 | 1,091 |
| Mar 2015 | 149 | 82 | 71 | 136 | 438 | 1,093 |
| Apr 2015 | 137 | 69 | 68 | 119 | 393 | 973 |
| May 2015 | 120 | 65 | 57 | 116 | 358 | 907 |
| Jun 2015 | 119 | 59 | 53 | 114 | 345 | 874 |
| Jul 2015 | 116 | 58 | 56 | 111 | 341 | 862 |
| Aug 2015 | 109 | 54 | 45 | 100 | 308 | 765 |
| Sep 2015 | 108 | 51 | 47 | 98 | 304 | 755 |
| Oct 2015 | 109 | 52 | 52 | 98 | 311 | 773 |
| Nov 2015 | 110 | 48 | 51 | 92 | 301 | 736 |
| Dec 2015 | 107 | 47 | 52 | 92 | 298 | 742 |
| Average | 124 | 62 | 59 | 112 | 356 | 887 |
| | | | | | | |
| Total | 1,489 | 746 | 702 | 1,340 | 4,277 | 10,640 |

Plan Experience Summary

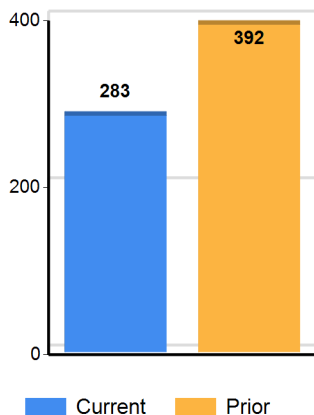
ABC COMPANY

Current Period: Jan 2015 - Dec 2015

Prior Period: Jan 2014 - Dec 2014

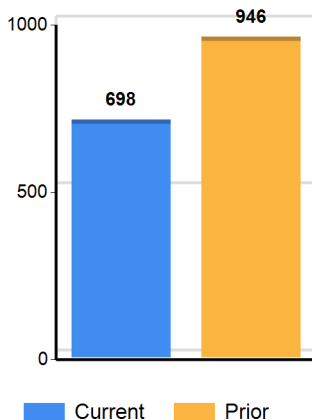
Ending Contracts

-27.81% Change



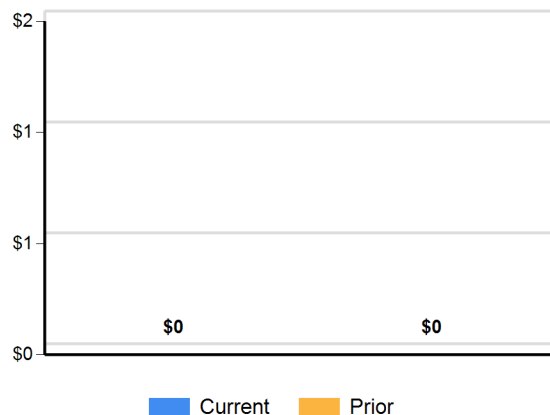
Ending Members

-26.22% Change

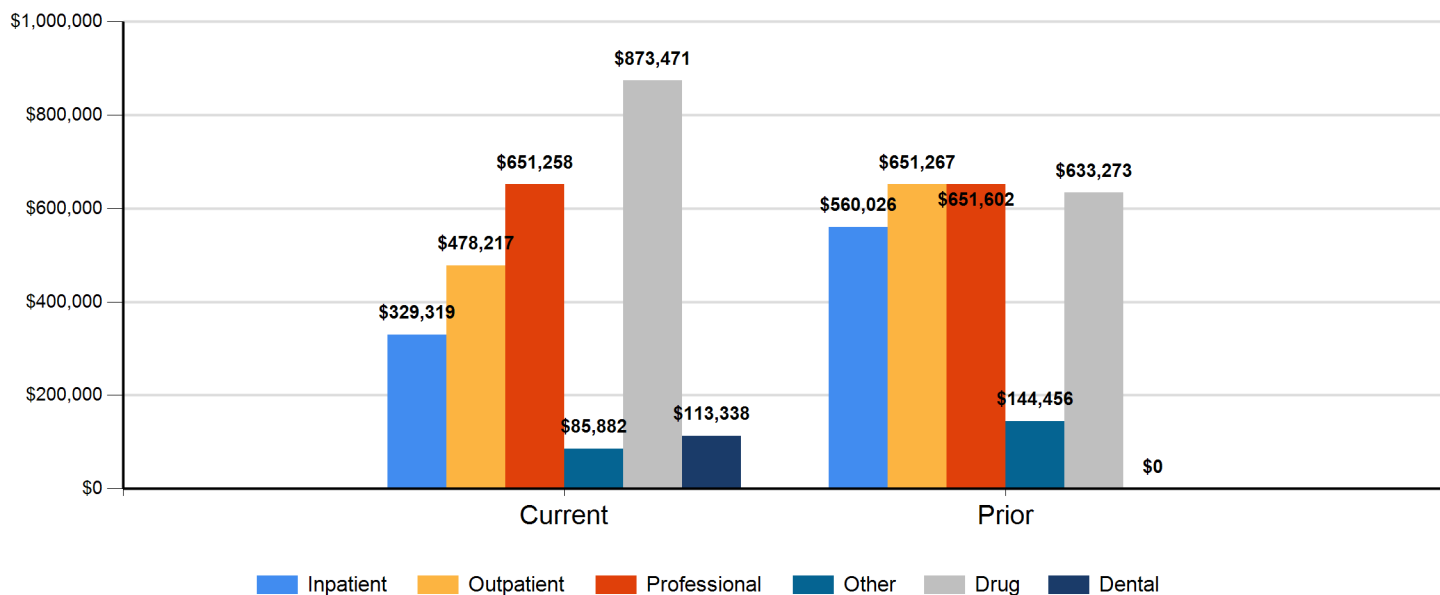


Yearly Premium

0.00% Change



Paid Claims Experience



Plan Experience Summary

ABC COMPANY

Current Period: Jan 2015 - Dec 2015

| Month | Contracts | | Members | | Earned Premium | | Paid Claims | | | | | | | |
|--------------|--------------|--------------|---------------|---------------|----------------|------------|------------------|------------------|------------------|-----------------|--------------------|------------------|------------------|--------------------|
| | Medical | Dental | Medical | Dental | Medical | Dental | Inpatient | Outpatient | Professional | Other | Total Medical | Drugs | Dental | Total |
| Jan 2015 | 421 | 438 | 1,015 | 1,069 | \$0 | \$0 | \$10,061 | \$21,617 | \$25,715 | \$12,599 | \$69,993 | \$44,936 | \$962 | \$115,891 |
| Feb 2015 | 422 | 442 | 1,031 | 1,091 | \$0 | \$0 | \$42,776 | \$50,871 | \$64,799 | \$7,265 | \$165,711 | \$76,935 | \$7,544 | \$250,190 |
| Mar 2015 | 418 | 438 | 1,033 | 1,093 | \$0 | \$0 | \$25,554 | \$71,033 | \$70,215 | \$15,099 | \$181,902 | \$78,810 | \$9,606 | \$270,318 |
| Apr 2015 | 374 | 393 | 918 | 973 | \$0 | \$0 | \$50,137 | \$143,911 | \$67,542 | \$9,520 | \$271,110 | \$80,626 | \$11,061 | \$362,797 |
| May 2015 | 341 | 358 | 854 | 907 | \$0 | \$0 | \$3,429 | \$27,783 | \$50,655 | \$7,405 | \$89,273 | \$39,580 | \$9,294 | \$138,146 |
| Jun 2015 | 329 | 345 | 822 | 874 | \$0 | \$0 | \$13,681 | \$46,594 | \$60,097 | \$10,569 | \$130,941 | \$39,777 | \$14,362 | \$185,080 |
| Jul 2015 | 325 | 341 | 810 | 862 | \$0 | \$0 | \$34,797 | \$85,080 | \$59,918 | \$4,774 | \$184,568 | \$43,493 | \$11,414 | \$239,475 |
| Aug 2015 | 294 | 308 | 719 | 765 | \$0 | \$0 | \$7,417 | (\$103,934) | \$52,757 | \$3,473 | (\$40,287) | \$54,806 | \$10,930 | \$25,450 |
| Sep 2015 | 291 | 304 | 711 | 755 | \$0 | \$0 | \$50,492 | \$24,989 | \$46,174 | \$2,929 | \$124,585 | \$50,853 | \$12,601 | \$188,038 |
| Oct 2015 | 297 | 311 | 727 | 773 | \$0 | \$0 | \$47,651 | \$27,899 | \$42,484 | \$9,928 | \$127,963 | \$127,033 | \$9,621 | \$264,616 |
| Nov 2015 | 286 | 301 | 692 | 736 | \$0 | \$0 | \$37,395 | \$67,301 | \$69,505 | \$1,103 | \$175,304 | \$128,071 | \$9,262 | \$312,637 |
| Dec 2015 | 283 | 298 | 698 | 742 | \$0 | \$0 | \$5,929 | \$15,071 | \$41,396 | \$1,219 | \$63,614 | \$108,550 | \$6,681 | \$178,846 |
| Total | 4,081 | 4,277 | 10,030 | 10,640 | \$0 | \$0 | \$329,319 | \$478,217 | \$651,258 | \$85,882 | \$1,544,675 | \$873,471 | \$113,338 | \$2,531,484 |

Prior Period: Jan 2014 - Dec 2014

| Month | Contracts | | Members | | Earned Premium | | Paid Claims | | | | | | | |
|--------------|--------------|----------|---------------|----------|----------------|------------|------------------|------------------|------------------|------------------|--------------------|------------------|------------|--------------------|
| | Medical | Dental | Medical | Dental | Medical | Dental | Inpatient | Outpatient | Professional | Other | Total Medical | Drugs | Dental | Total |
| Jan 2014 | 397 | 0 | 974 | 0 | \$0 | \$0 | \$40,694 | \$38,344 | \$43,621 | \$7,820 | \$130,478 | \$35,384 | \$0 | \$165,862 |
| Feb 2014 | 396 | 0 | 972 | 0 | \$0 | \$0 | \$44,969 | \$36,547 | \$36,317 | \$71 | \$117,904 | \$31,521 | \$0 | \$149,425 |
| Mar 2014 | 396 | 0 | 964 | 0 | \$0 | \$0 | \$19,248 | \$82,223 | \$61,023 | \$16,532 | \$179,025 | \$28,063 | \$0 | \$207,088 |
| Apr 2014 | 408 | 0 | 1,003 | 0 | \$0 | \$0 | \$50,656 | \$43,205 | \$49,359 | \$14,977 | \$158,197 | \$89,420 | \$0 | \$247,617 |
| May 2014 | 397 | 0 | 943 | 0 | \$0 | \$0 | \$55,200 | \$35,941 | \$55,092 | \$7,537 | \$153,770 | \$74,400 | \$0 | \$228,170 |
| Jun 2014 | 388 | 0 | 921 | 0 | \$0 | \$0 | \$77,973 | \$50,804 | \$66,564 | \$5,318 | \$200,659 | \$75,093 | \$0 | \$275,752 |
| Jul 2014 | 379 | 0 | 897 | 0 | \$0 | \$0 | \$93,658 | \$51,919 | \$40,730 | \$4,917 | \$191,224 | \$39,819 | \$0 | \$231,044 |
| Aug 2014 | 369 | 0 | 869 | 0 | \$0 | \$0 | \$43,876 | \$75,097 | \$56,994 | \$5,092 | \$181,058 | \$59,310 | \$0 | \$240,368 |
| Sep 2014 | 366 | 0 | 864 | 0 | \$0 | \$0 | \$30,208 | \$131,114 | \$64,278 | \$2,347 | \$227,946 | \$46,057 | \$0 | \$274,003 |
| Oct 2014 | 366 | 0 | 863 | 0 | \$0 | \$0 | \$0 | \$38,522 | \$49,075 | \$8,618 | \$96,215 | \$49,349 | \$0 | \$145,564 |
| Nov 2014 | 379 | 0 | 901 | 0 | \$0 | \$0 | \$40,085 | \$43,057 | \$71,570 | \$2,246 | \$156,958 | \$47,055 | \$0 | \$204,014 |
| Dec 2014 | 392 | 0 | 946 | 0 | \$0 | \$0 | \$63,460 | \$24,496 | \$56,979 | \$68,981 | \$213,916 | \$57,802 | \$0 | \$271,718 |
| Total | 4,633 | 0 | 11,117 | 0 | \$0 | \$0 | \$560,026 | \$651,267 | \$651,602 | \$144,456 | \$2,007,351 | \$633,273 | \$0 | \$2,640,624 |

**ITS Fees are not included; QBPC Fees are included in Professional

CONFIDENTIAL AND PROPRIETARY INFORMATION. Use and dissemination of this information is controlled by a License Agreement with Blue Cross and Blue Shield of Louisiana and its subsidiary, HMO Louisiana, Inc



Inpatient Hospital Metrics

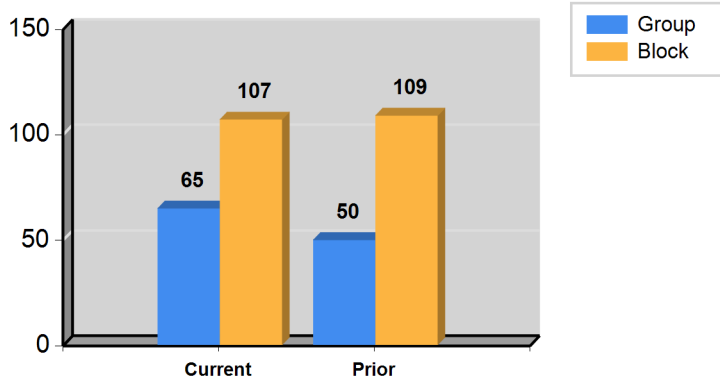
ABC COMPANY

Current Period: Jan 2015 - Dec 2015

Prior Period: Jan 2014 - Dec 2014

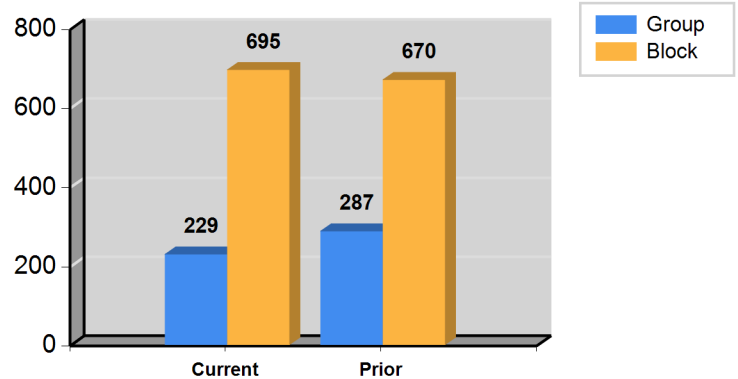
Admissions Per 1000 Members

Group 30% Change
Block vs Group -39% Diff



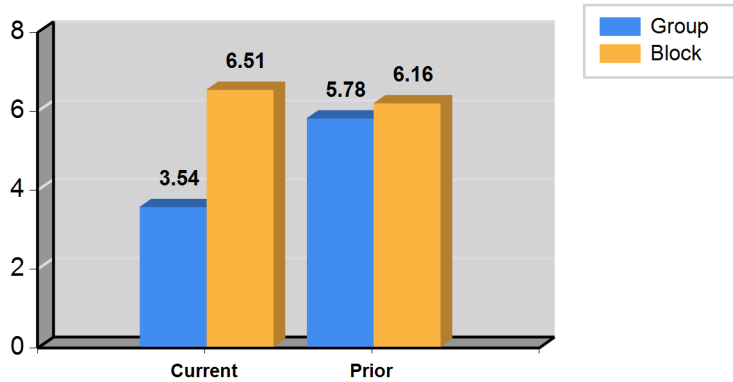
Days Per 1000 Members

Group -20% Change
Block vs Group -67% Diff



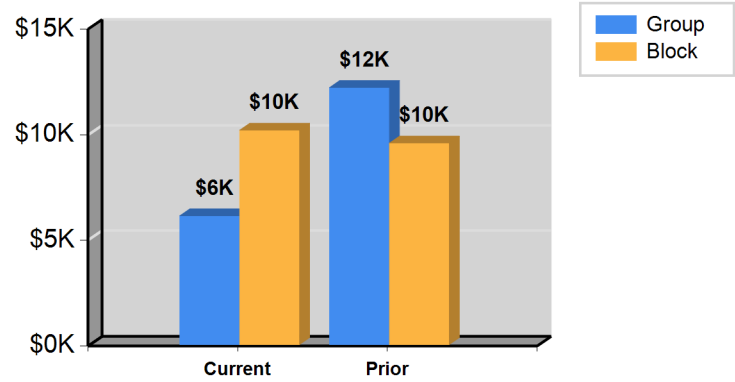
Average Length of Stay

Group -39% Change
Block vs Group -46% Diff



Payment Per Admission

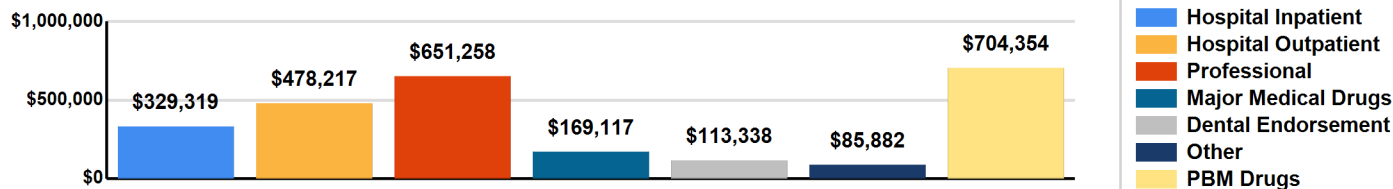
Group -50% Change
Block vs Group -40% Diff



| Measures | Current Period | | | Prior Period | | |
|-----------------------------|----------------|---------------|--------|--------------|---------------|--------|
| | Group | Group's Block | % Diff | Group | Group's Block | % Diff |
| Admissions Per 1000 Members | 65 | 107 | -39% | 50 | 109 | -54% |
| Days Per 1000 Members | 229 | 695 | -67% | 287 | 670 | -57% |
| Average Length of Stay | 3.54 | 6.51 | -46% | 5.78 | 6.16 | -6% |
| Payment Per Admission | \$6,098 | \$10,155 | -40% | \$12,174 | \$9,543 | 28% |

Type of Service Overview

ABC COMPANY
Jan 2015 - Dec 2015



| Hospital Inpatient | Services | Paid |
|-------------------------------------|---------------|------------------|
| M & N / Drug Abuse | 6 | \$7,871 |
| Maternity | 11 | \$46,134 |
| Medical & Surgical | 19 | \$144,630 |
| Other (Out Of State, SNF, Rehab) | 18 | \$130,684 |
| Subtotal Hospital Inpatient | 54 | \$329,319 |
| Hospital Outpatient | Services | Paid |
| Emergency Room | 304 | \$138,857 |
| Other (RAD/Path, Drugs) | 704 | (\$60,840) |
| Surgery | 94 | \$400,200 |
| Subtotal Hospital Outpatient | 1,102 | \$478,217 |
| Professional | Services | Paid |
| Inpatient Surg Non-Maternity | 73 | \$32,545 |
| Inpatient Visits | 176 | \$13,552 |
| Maternity | 31 | \$19,630 |
| Office Visits | 3,201 | \$138,111 |
| PCP Visits* | 1,768 | \$73,761 |
| Specialist Visits | 540 | \$24,242 |
| Urgent Care Clinic Visits | 479 | \$18,705 |
| Other Visits | 414 | \$21,403 |
| Outpatient Surgery | 495 | \$125,878 |
| Physician Serv-Add'l Benefits | 1,953 | \$122,073 |
| Physician Serv-Other | 3,449 | \$73,174 |
| Physician Serv-RAD/Path | 4,564 | \$105,442 |
| Physician Supplied Drugs | 704 | \$19,418 |
| QBPC Fees | 135 | \$1,435 |
| Subtotal Professional | 14,781 | \$651,258 |
| Major Medical Drugs | Services | Paid |
| Brand Drugs | 423 | \$145,710 |
| Generic Drugs | 2,157 | \$23,406 |
| Subtotal Major Medical Drugs | 2,580 | \$169,117 |
| Dental Endorsement | Services | Paid |
| Dental Services | 1,705 | \$113,338 |
| Subtotal Dental Endorsement | 1,705 | \$113,338 |
| Other | Services | Paid |
| Other Non-Physician | 500 | \$85,882 |
| Subtotal Other | 500 | \$85,882 |
| PBM Drugs | Services | Paid |

CONFIDENTIAL AND PROPRIETARY INFORMATION. Use and dissemination of this information is controlled by a License Agreement with Blue Cross and Blue Shield of Louisiana and its subsidiary, HMO Louisiana, Inc



Type of Service Overview

ABC COMPANY
Jan 2015 - Dec 2015

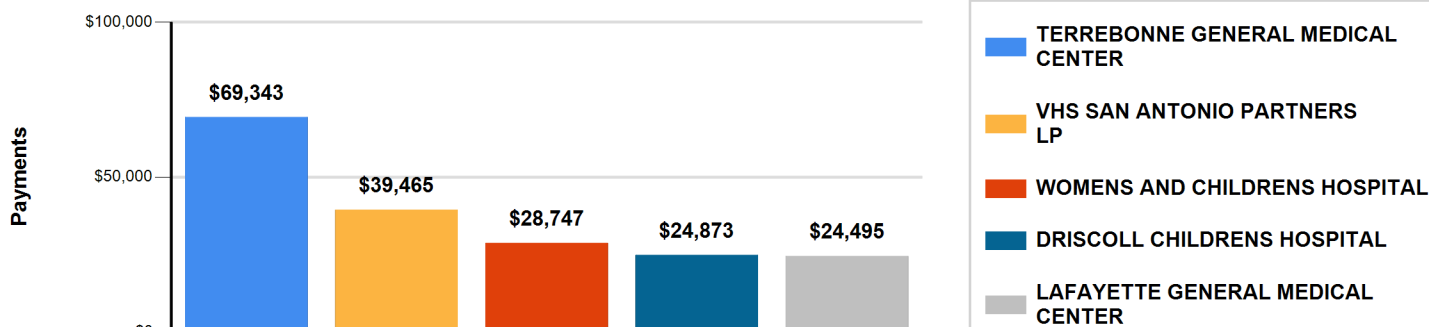
| | | |
|---------------------------|---------------|--------------------|
| Brand Drugs | 1,094 | \$494,750 |
| Generic Drugs | 5,331 | \$209,604 |
| Subtotal PBM Drugs | 6,425 | \$704,354 |
| Total | 27,147 | \$2,531,484 |

*Physicians are considered PCP's if their specialty is Family Practice, General Practice, OBGYN, Internal Medicine, Pediatrics, Nurse Practitioner, Physician's Asst., Chiropractors, FQRHC.

Inpatient Facilities Ranked by Payment

ABC COMPANY
Jan 2015 - Dec 2015

Top 5 Inpatient Facilities



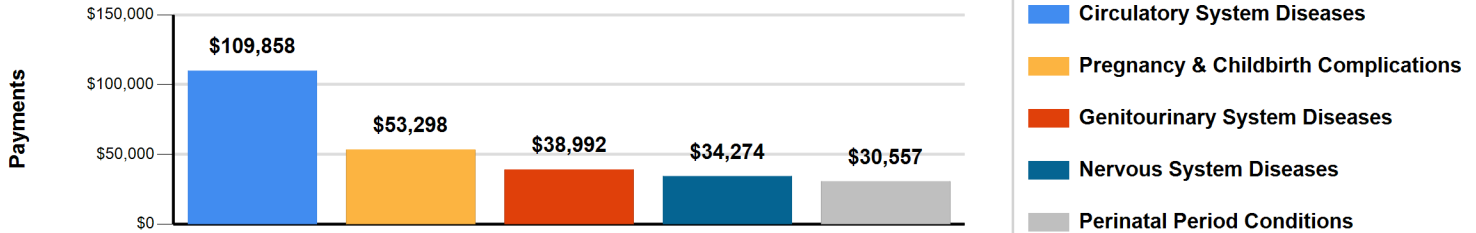
Inpatient Claims by Facility

| Top 20 Inpatient Facilities | Prov State | Provider In/Out Network | Billed Charges | Payment | % of Total Payments | Cases | Avg Pmt Per Case |
|--|------------|-------------------------|--------------------|------------------|---------------------|-----------|------------------|
| TERREBONNE GENERAL MEDICAL CENTER | LA | In Network | \$164,372 | \$69,343 | 21.06% | 8 | \$8,668 |
| VHS SAN ANTONIO PARTNERS LP | TX | In Network | \$159,395 | \$39,465 | 11.98% | 3 | \$13,155 |
| WOMENS AND CHILDRENS HOSPITAL | LA | In Network | \$120,557 | \$28,747 | 8.73% | 3 | \$9,582 |
| DRISCOLL CHILDRENS HOSPITAL | TX | In Network | \$31,403 | \$24,873 | 7.55% | 1 | \$24,873 |
| LAFAYETTE GENERAL MEDICAL CENTER | LA | In Network | \$63,095 | \$24,495 | 7.44% | 5 | \$4,899 |
| THIBODAUX REGIONAL MEDICAL CENTER | LA | In Network | \$99,830 | \$21,516 | 6.53% | 5 | \$4,303 |
| LAKE CHARLES MEMORIAL HOSPITAL | LA | In Network | \$48,708 | \$17,773 | 5.40% | 1 | \$17,773 |
| OCHSNER MEDICAL CENTER | LA | In Network | \$60,686 | \$16,974 | 5.15% | 1 | \$16,974 |
| MEM HERMANN HOSPITAL | TX | In Network | \$72,582 | \$16,397 | 4.98% | 1 | \$16,397 |
| BAY AREA HEALTHCARE GROUP LTD | GA | In Network | \$182,578 | \$14,498 | 4.40% | 2 | \$7,249 |
| KEYSTONE RECOVERY | LA | In Network | \$42,200 | \$10,252 | 3.11% | 2 | \$5,126 |
| LAFAYETTE SURGICAL SPECIALTY HOSPITAL | LA | In Network | \$41,568 | \$10,061 | 3.06% | 1 | \$10,061 |
| METHODIST HEALTHCARE SYSTEM SA | GA | In Network | \$66,252 | \$9,666 | 2.94% | 1 | \$9,666 |
| KNAPP MEDICAL CENTER | TX | In Network | \$18,923 | \$6,215 | 1.89% | 2 | \$3,108 |
| PALMETTO ADDICTION RECOVERY CENTER INC | LA | In Network | \$9,850 | \$5,571 | 1.69% | 5 | \$1,114 |
| WILLIS-KNIGHTON SOUTH | LA | In Network | \$10,071 | \$5,020 | 1.52% | 1 | \$5,020 |
| CHRISTUS SPOHN HLT SYSTEM CORP | TX | In Network | \$14,972 | \$4,834 | 1.47% | 1 | \$4,834 |
| IBERIA MEDICAL CENTER | LA | In Network | \$26,219 | \$4,571 | 1.39% | 2 | \$2,286 |
| GULF HEALTH HOSPITALS INC | AL | In Network | \$7,373 | \$4,441 | 1.35% | 1 | \$4,441 |
| CHILDRENS HOSPITAL | LA | In Network | \$36,420 | \$3,519 | 1.07% | 1 | \$3,519 |
| Sub Total | | | \$1,277,053 | \$338,233 | 102.71% | 47 | \$7,196 |
| All Others Total | | | \$40,790 | (\$8,914) | -2.71% | 7 | (\$1,273) |
| Total | | | \$1,317,844 | \$329,319 | 100.00% | 54 | \$6,098 |

Inpatient Claims Payment By Diagnosis Class

ABC COMPANY
Jan 2015 - Dec 2015

Top 5 Inpatient Payments by Diagnosis Class



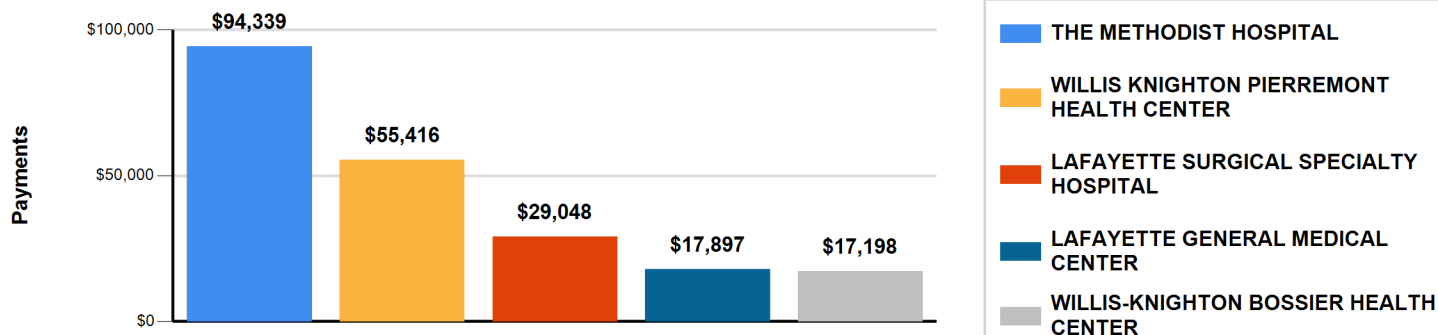
Inpatient Claims Summary By Diagnosis Class

| Diagnosis Classes | Billed Charges | Payment | % of Total Payments | Cases | Avg Pmt Per Case |
|---|--------------------|------------------|---------------------|-----------|------------------|
| Circulatory System Diseases | \$275,062 | \$109,858 | 33.36% | 7 | \$15,694 |
| Pregnancy & Childbirth Complications | \$196,519 | \$53,298 | 16.18% | 14 | \$3,807 |
| Genitourinary System Diseases | \$216,648 | \$38,992 | 11.84% | 5 | \$7,798 |
| Nervous System Diseases | \$130,743 | \$34,274 | 10.41% | 2 | \$17,137 |
| Perinatal Period Conditions | \$86,620 | \$30,557 | 9.28% | 2 | \$15,279 |
| Musculoskeletal & Tissue Diseases | \$90,276 | \$27,834 | 8.45% | 2 | \$13,917 |
| Mental Disorders | \$85,892 | \$24,265 | 7.37% | 12 | \$2,022 |
| Respiratory System Diseases | \$31,671 | \$20,058 | 6.09% | 1 | \$20,058 |
| Digestive System Diseases | \$86,601 | \$15,886 | 4.82% | 3 | \$5,295 |
| Infectious & Parasitic Diseases | \$40,110 | \$14,523 | 4.41% | 3 | \$4,841 |
| Skin & Subcutaneous Tissue Diseases | \$14,972 | \$4,834 | 1.47% | 1 | \$4,834 |
| Metabolic Diseases & Immunity Disorders | \$36,420 | \$3,519 | 1.07% | 1 | \$3,519 |
| Injury & Poisoning | \$26,311 | (\$14,247) | -4.33% | 1 | (\$14,247) |
| Neoplasms | \$0 | (\$34,334) | -10.43% | 0 | \$0 |
| Total | \$1,317,844 | \$329,319 | 100.00% | 54 | \$6,098 |

Outpatient Facilities Ranked by Payment

ABC COMPANY
Jan 2015 - Dec 2015

Top 5 Outpatient Facilities



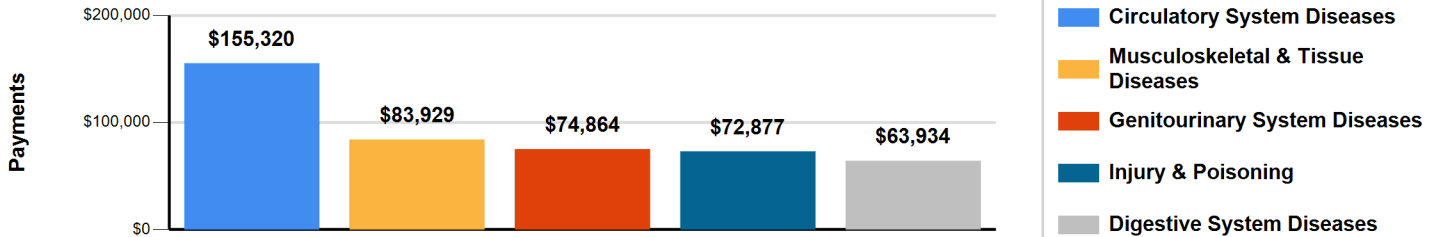
Outpatient Claims by Facility

| Top 20 Outpatient Facilities | Prov State | Provider In/Out Network | Billed Charges | Payment | % of Total Payments | Cases | Avg Pmt Per Case |
|---|------------|-------------------------|--------------------|------------------|---------------------|--------------|------------------|
| THE METHODIST HOSPITAL | TX | In Network | \$132,405 | \$94,339 | 19.73% | 1 | \$94,339 |
| WILLIS KNIGHTON PIERREMONT HEALTH CENTER | LA | In Network | \$82,551 | \$55,416 | 11.59% | 37 | \$1,498 |
| LAFAYETTE SURGICAL SPECIALTY HOSPITAL | LA | In Network | \$153,569 | \$29,048 | 6.07% | 23 | \$1,263 |
| LAFAYETTE GENERAL MEDICAL CENTER | LA | In Network | \$85,395 | \$17,897 | 3.74% | 88 | \$203 |
| WILLIS-KNIGHTON BOSSIER HEALTH CENTER | LA | In Network | \$44,352 | \$17,198 | 3.60% | 20 | \$860 |
| WILLIS-KNIGHTON MEDICAL CENTER | LA | In Network | \$18,959 | \$14,417 | 3.01% | 1 | \$14,417 |
| OUR LADY OF THE LAKE REGIONAL MEDICAL CENTER | LA | In Network | \$24,081 | \$12,295 | 2.57% | 16 | \$768 |
| OCHSNER MEDICAL CENTER | LA | In Network | \$23,837 | \$12,053 | 2.52% | 57 | \$211 |
| UNIVERSITY OF TEXAS MD ANDERSON CANCER CENTER | TX | In Network | \$24,101 | \$12,022 | 2.51% | 39 | \$308 |
| EAST TEXAS MEDICAL CENTER | TX | Participating | \$23,956 | \$11,519 | 2.41% | 16 | \$720 |
| OCHSNER ST ANNE GENERAL HOSPITAL | LA | In Network | \$31,749 | \$10,770 | 2.25% | 128 | \$84 |
| PHYSICIANS MEDICAL CENTER | LA | In Network | \$51,655 | \$9,910 | 2.07% | 29 | \$342 |
| GULF COAST SURGICAL CENTER LLC | LA | In Network | \$137,400 | \$9,253 | 1.93% | 6 | \$1,542 |
| BAYOU REGION SURGICAL CENTER | LA | In Network | \$43,280 | \$8,928 | 1.87% | 6 | \$1,488 |
| CHRISTUS SPOHN HEALTH SYSTEM CO | TX | In Network | \$18,180 | \$8,887 | 1.86% | 5 | \$1,777 |
| WOMANS HOSPITAL | LA | In Network | \$14,693 | \$8,728 | 1.83% | 5 | \$1,746 |
| COUNTY OF VICTORIA | TX | In Network | \$61,359 | \$8,421 | 1.76% | 13 | \$648 |
| PARK PLACE SURGICAL HOSPITAL | LA | In Network | \$49,627 | \$7,324 | 1.53% | 4 | \$1,831 |
| SCOTT AND WHITE MEMORIAL HOSPIT | TX | In Network | \$27,322 | \$7,245 | 1.52% | 6 | \$1,208 |
| CHRISTUS SPOHN HEALTH SYSTEMCOR | TX | In Network | \$13,658 | \$7,197 | 1.50% | 5 | \$1,439 |
| Sub Total | | | \$1,062,128 | \$362,866 | 75.88% | 505 | \$719 |
| All Others Total | | | \$559,513 | \$115,350 | 24.12% | 597 | \$193 |
| Total | | | \$1,621,641 | \$478,217 | 100.00% | 1,102 | \$434 |

Outpatient Claims Payment By Diagnosis Class

ABC COMPANY
Jan 2015 - Dec 2015

Top 5 Outpatient Payments by Diagnosis Class



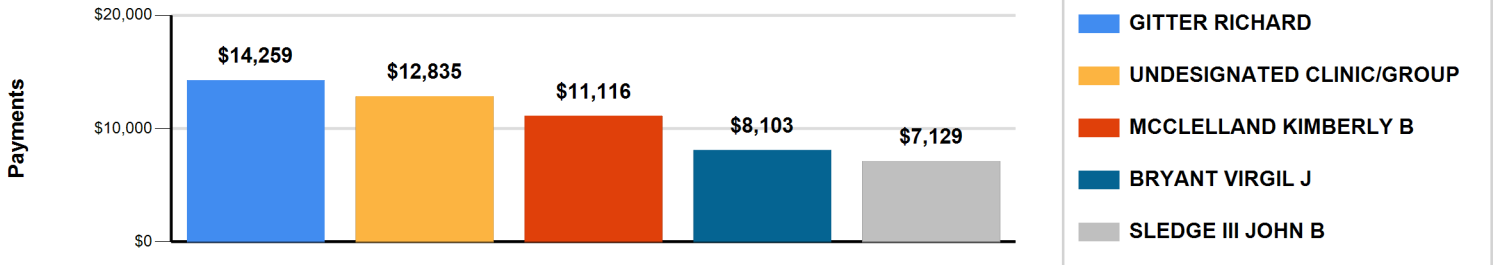
Outpatient Claims Summary By Diagnosis Class

| Diagnosis Classes | Billed Charges | Payment | % of Total Payments | Cases | Avg Pmt Per Case |
|--|--------------------|------------------|---------------------|--------------|------------------|
| Circulatory System Diseases | \$254,490 | \$155,320 | 32.48% | 66 | \$2,353 |
| Musculoskeletal & Tissue Diseases | \$371,897 | \$83,929 | 17.55% | 175 | \$480 |
| Genitourinary System Diseases | \$227,585 | \$74,864 | 15.65% | 127 | \$589 |
| Injury & Poisoning | \$285,451 | \$72,877 | 15.24% | 90 | \$810 |
| Digestive System Diseases | \$213,242 | \$63,934 | 13.37% | 89 | \$718 |
| General & Specific Symptoms of Body | \$160,977 | \$31,505 | 6.59% | 222 | \$142 |
| Sensory Organ Diseases | \$84,149 | \$27,566 | 5.76% | 32 | \$861 |
| Factors Influencing Health Status/Srvces | \$105,626 | \$26,421 | 5.52% | 365 | \$72 |
| Respiratory System Diseases | \$189,274 | \$23,643 | 4.94% | 62 | \$381 |
| Nervous System Diseases | \$21,624 | \$8,992 | 1.88% | 20 | \$450 |
| Symptoms, Signs, & Abnormal Findings | \$40,897 | \$7,087 | 1.48% | 49 | \$145 |
| Ear/Mastoid Diseases | \$17,086 | \$6,379 | 1.33% | 5 | \$1,276 |
| Mental Disorders | \$22,866 | \$6,046 | 1.26% | 19 | \$318 |
| Skin & Subcutaneous Tissue Diseases | \$22,174 | \$5,955 | 1.25% | 12 | \$496 |
| Pregnancy & Childbirth Complications | \$32,063 | \$3,261 | 0.68% | 46 | \$71 |
| Infectious & Parasitic Diseases | \$20,388 | \$3,007 | 0.63% | 26 | \$116 |
| Nonspecific Exam Findings | \$6,249 | \$544 | 0.11% | 20 | \$27 |
| Mental/Behavioral/Neuro Disorders | \$1,168 | \$204 | 0.04% | 2 | \$102 |
| Blood & Blood-Forming Organ Diseases | \$5,445 | \$192 | 0.04% | 48 | \$4 |
| Endocrine/Metabolic Diseases | \$1,030 | \$137 | 0.03% | 14 | \$10 |
| Perinatal Period Conditions | \$348 | \$8 | 0.00% | 3 | \$3 |
| Congenital Anomalies | \$926 | \$3 | 0.00% | 1 | \$3 |
| Blood Diseases/Immunity Disorders | \$804 | \$0 | 0.00% | 7 | \$0 |
| Metabolic Diseases & Immunity Disorders | (\$6,989) | (\$3,803) | -0.80% | 48 | (\$79) |
| Neoplasms | (\$457,128) | (\$119,856) | -25.06% | (446) | \$269 |
| Total | \$1,621,641 | \$478,217 | 100.00% | 1,102 | \$434 |

Physicians Ranked by Payment

ABC COMPANY
Jan 2015 - Dec 2015

Top 5 Physicians



Professional Claims by Physician

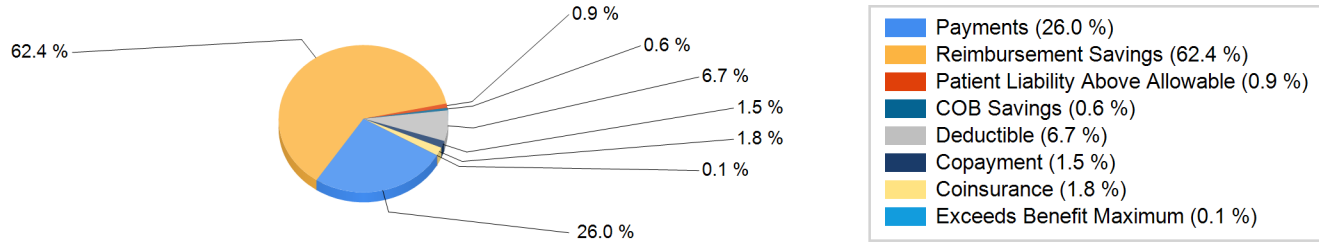
| Top 20 Physicians | Prov State | Specialty | Prov In/Out Network | Billed Charges | Payment | % of Total Payments | Procedures | Avg Pmt Per Procedure |
|------------------------------|------------|---------------------------------|---------------------|--------------------|------------------|---------------------|---------------|-----------------------|
| GITTER RICHARD | LA | VASCULAR SURGERY | In Network | \$31,806 | \$14,259 | 2.19% | 23 | \$620 |
| UNDESIGNATED CLINIC/GROUP | | NONE | Out of Network | \$20,191 | \$12,835 | 1.97% | 253 | \$51 |
| MCCLELLAND KIMBERLY B | LA | LICENSED CLINICAL SOCIAL WORKER | In Network | \$16,735 | \$11,116 | 1.71% | 126 | \$88 |
| BRYANT VIRGIL J | LA | CHIROPRACTIC MEDICINE | In Network | \$35,248 | \$8,103 | 1.24% | 671 | \$12 |
| SLEDGE III JOHN B | LA | ORTHOPAEDIC SURGERY | In Network | \$23,933 | \$7,129 | 1.09% | 23 | \$310 |
| SIMON CHAD M | LA | OTOLARYNGOLOG Y | In Network | \$42,500 | \$6,070 | 0.93% | 37 | \$164 |
| BARTON RICHARD S | LA | ORTHOPAEDIC SURGERY | In Network | \$15,066 | \$5,118 | 0.79% | 14 | \$366 |
| DUCREST PAUL J | LA | PHYSICAL THERAPY | In Network | \$6,746 | \$5,114 | 0.79% | 223 | \$23 |
| LOWE WARREN C | LA | PSYCHOLOGY | In Network | \$6,956 | \$5,088 | 0.78% | 45 | \$113 |
| WONG KENNETH E | LA | CARDIOLOGY/CARD IO DISEASE | In Network | \$15,725 | \$4,927 | 0.76% | 53 | \$93 |
| WALTMAN KRISTY M | LA | OBSTETRICS & GYNECOLOGY | In Network | \$10,095 | \$4,907 | 0.75% | 20 | \$245 |
| RODTS-PALENIK SHERYL E | LA | OBSTETRICS & GYNECOLOGY | In Network | \$11,290 | \$4,856 | 0.75% | 51 | \$95 |
| CHARLES A EVANS MD PA | TX | NONE | In Network | \$14,640 | \$4,635 | 0.71% | 146 | \$32 |
| ELLENDER PATRICK R | LA | ORTHOPAEDIC SURGERY | In Network | \$13,721 | \$4,471 | 0.69% | 16 | \$279 |
| GERVAIS JR DONALD S | LA | NEUROLOGY | In Network | \$12,329 | \$4,439 | 0.68% | 24 | \$185 |
| LEBLANC RENE M | LA | PHYSICAL THERAPY | In Network | \$10,245 | \$4,253 | 0.65% | 118 | \$36 |
| JIMENEZ JESSICA S | LA | PHYSICAL THERAPY | In Network | \$7,490 | \$3,902 | 0.60% | 123 | \$32 |
| HITE DAVID W | LA | PHYSICAL THERAPY | In Network | \$8,136 | \$3,822 | 0.59% | 97 | \$39 |
| MYRIAD GENETIC LABORATORIES | UT | NONE | In Network | \$4,055 | \$3,732 | 0.57% | 2 | \$1,866 |
| LAB CORP OF AMERICA HOLDINGS | NC | NONE | In Network | \$26,124 | \$3,477 | 0.53% | 284 | \$12 |
| Sub Total | | | | \$333,031 | \$122,254 | 18.77% | 2,349 | \$52 |
| All Others Total | | | | \$2,006,438 | \$529,004 | 81.23% | 11,519 | \$46 |
| Total | | | | \$2,339,468 | \$651,258 | 100.00% | 13,868 | \$47 |

Payment / Savings Summary

Excluding Drugs and Dental Claims Payments

ABC COMPANY
Ending Dec 2015

In Network



In Network

| Month | Billed Charge | Non Covered | Reimbursement Savings | Patient Liability Above Allowable | COB Savings | Deductible | Copayment | Coinsurance | Exceeds Benefit Maximum | Payment † |
|--------------|--------------------|-------------|-----------------------|-----------------------------------|-----------------|------------------|-----------------|------------------|-------------------------|--------------------|
| Jan 2015 | \$226,282 | \$0 | \$142,260 | \$0 | \$232 | \$10,140 | \$3,393 | \$1,781 | \$181 | \$68,296 |
| Feb 2015 | \$705,376 | \$0 | \$436,026 | \$738 | \$5,144 | \$72,372 | \$12,310 | \$13,487 | \$690 | \$164,608 |
| Mar 2015 | \$632,049 | \$0 | \$365,495 | \$3 | \$1,085 | \$61,383 | \$12,894 | \$11,065 | \$480 | \$179,645 |
| Apr 2015 | \$592,340 | \$0 | \$273,027 | \$0 | \$915 | \$33,860 | \$9,956 | \$8,658 | \$650 | \$265,274 |
| May 2015 | \$340,807 | \$0 | \$218,204 | \$0 | \$113 | \$23,101 | \$7,248 | \$3,983 | \$347 | \$87,810 |
| Jun 2015 | \$505,394 | \$0 | \$322,254 | \$0 | \$1,728 | \$36,214 | \$8,084 | \$9,004 | \$160 | \$127,951 |
| Jul 2015 | \$787,612 | \$0 | \$546,560 | \$0 | \$0 | \$38,033 | \$6,521 | \$13,386 | \$290 | \$182,822 |
| Aug 2015 | (\$66,766) | \$0 | (\$67,881) | \$0 | \$5,494 | \$28,171 | \$7,110 | \$13,971 | \$0 | (\$53,631) |
| Sep 2015 | \$493,751 | \$0 | \$324,114 | \$0 | \$10,124 | \$24,141 | \$5,082 | \$7,258 | \$138 | \$122,894 |
| Oct 2015 | \$528,818 | \$0 | \$310,138 | \$53,069 | \$4,483 | \$20,204 | \$5,807 | \$9,901 | \$124 | \$125,091 |
| Nov 2015 | \$802,898 | \$0 | \$579,649 | \$0 | \$2,649 | \$29,967 | \$6,788 | \$11,465 | \$186 | \$172,194 |
| Dec 2015 | \$235,541 | \$0 | \$156,579 | \$0 | \$189 | \$10,842 | \$4,417 | \$2,164 | (\$21) | \$61,372 |
| Total | \$5,784,103 | \$0 | \$3,606,426 | \$53,810 | \$32,155 | \$388,429 | \$89,610 | \$106,123 | \$3,225 | \$1,504,326 |

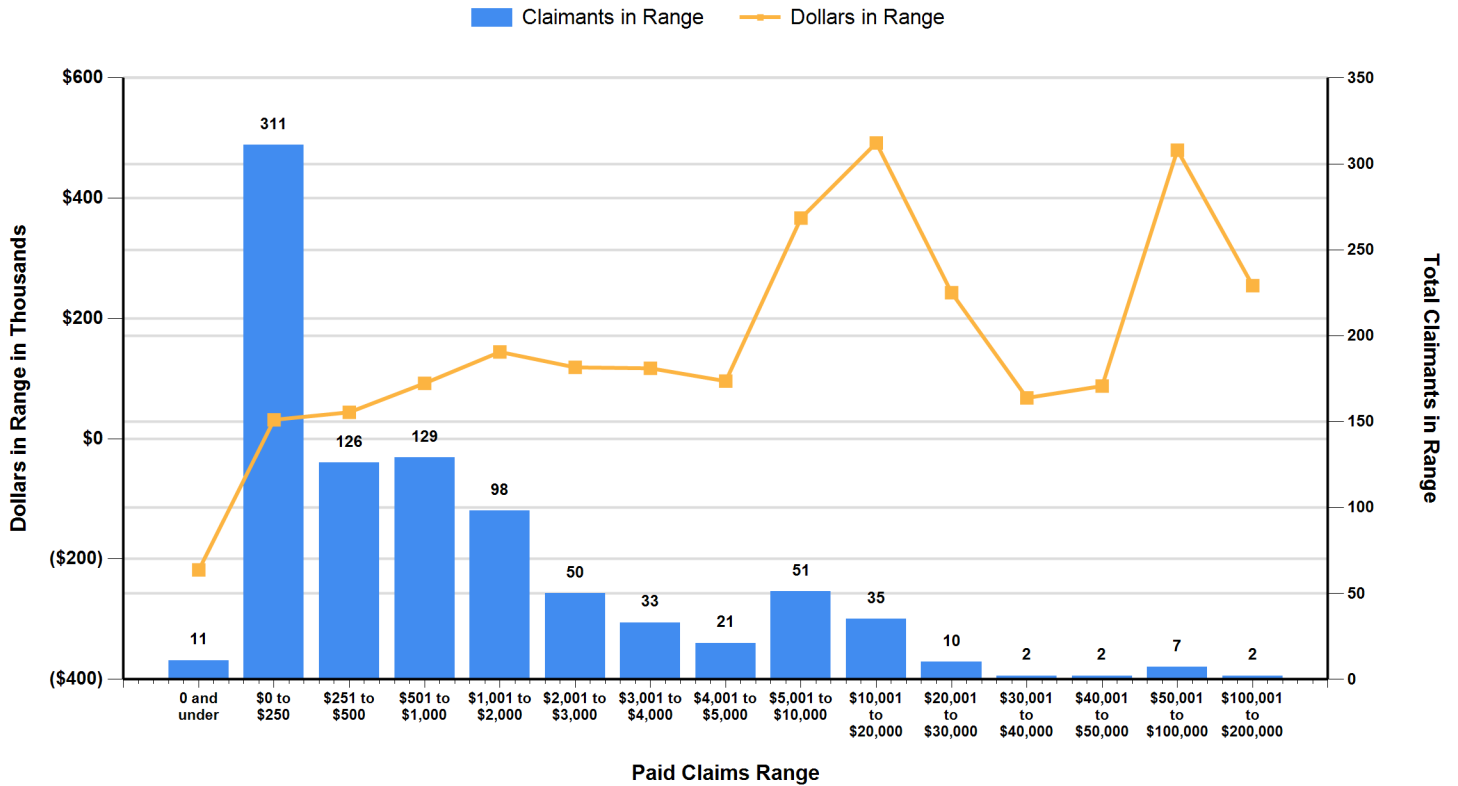
Out of Network

| Month | Billed Charge | Non Covered | Reimbursement Savings | Patient Liability Above Allowable | COB Savings | Deductible | Copayment | Coinsurance | Exceeds Benefit Maximum | Payment † |
|--------------|------------------|-------------|-----------------------|-----------------------------------|-------------|-----------------|----------------|----------------|-------------------------|-----------------|
| Jan 2015 | \$14,636 | \$0 | \$6,637 | \$4,714 | \$0 | \$1,074 | \$200 | \$314 | \$0 | \$1,697 |
| Feb 2015 | \$40,940 | \$0 | \$5,093 | \$29,472 | \$0 | \$4,174 | \$408 | \$691 | \$0 | \$1,103 |
| Mar 2015 | \$55,707 | \$0 | \$6,154 | \$36,675 | \$0 | \$9,647 | \$819 | \$20 | \$135 | \$2,257 |
| Apr 2015 | \$49,060 | \$0 | \$5,839 | \$29,550 | \$0 | \$6,265 | \$400 | \$870 | \$300 | \$5,836 |
| May 2015 | \$8,076 | \$0 | \$4,194 | \$702 | \$0 | \$1,572 | \$109 | \$35 | \$0 | \$1,463 |
| Jun 2015 | \$17,212 | \$0 | \$4,397 | \$6,997 | \$0 | \$980 | \$200 | \$1,597 | \$52 | \$2,990 |
| Jul 2015 | \$4,734 | \$0 | \$754 | \$1,140 | \$0 | \$666 | \$0 | \$70 | \$358 | \$1,746 |
| Aug 2015 | \$31,552 | \$0 | \$7,296 | \$5,507 | \$0 | \$2,115 | \$200 | \$2,739 | \$352 | \$13,344 |
| Sep 2015 | \$15,574 | \$0 | \$4,556 | \$5,654 | \$6 | \$2,912 | \$0 | \$91 | \$663 | \$1,690 |
| Oct 2015 | \$15,241 | \$0 | \$8,745 | \$1,403 | \$5 | \$913 | \$200 | \$438 | \$665 | \$2,871 |
| Nov 2015 | \$18,897 | \$0 | \$4,195 | \$8,319 | \$0 | \$989 | \$191 | \$1,151 | \$942 | \$3,110 |
| Dec 2015 | \$18,968 | \$0 | \$878 | \$13,199 | \$0 | \$375 | \$600 | \$376 | \$1,299 | \$2,242 |
| Total | \$290,598 | \$0 | \$58,738 | \$143,333 | \$12 | \$31,682 | \$3,327 | \$8,393 | \$4,764 | \$40,349 |

†Payments shown do NOT include Drugs and Dental Claims Payments

Paid Medical Claim Distribution By Dollar Range

ABC COMPANY
Jan 2015 thru Dec 2015



Paid Claims Range

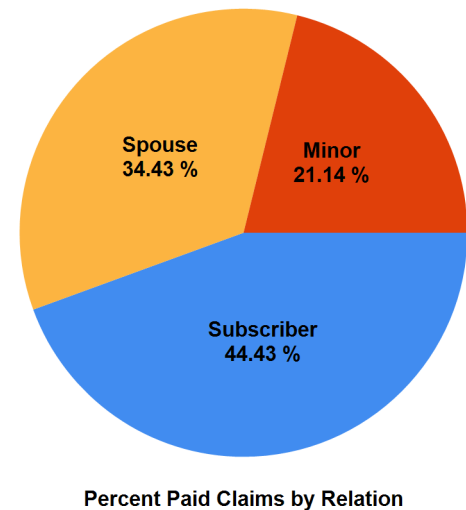
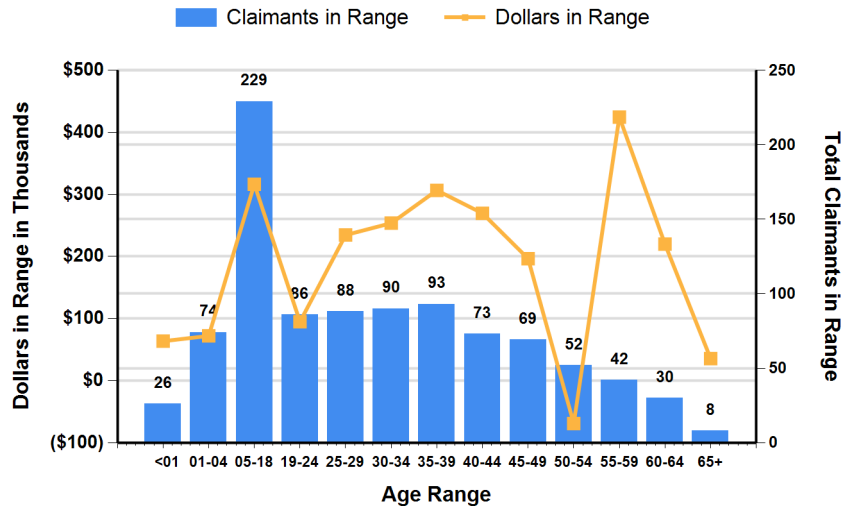
| Paid Claim Range | Total Claimants In Range | Claimants with PBM \$ Only | Average in Range | Dollars in Range | % of Total | Cumulative % of Total |
|------------------------|--------------------------|----------------------------|------------------|--------------------|----------------|-----------------------|
| 0 and under | 11 | 3 | (\$19,832) | (\$218,155) | -9.02% | -9.02% |
| \$0 to \$250 | 311 | 58 | \$102 | \$31,574 | 1.31% | -7.72% |
| \$251 to \$500 | 126 | 4 | \$349 | \$44,030 | 1.82% | -5.90% |
| \$501 to \$1,000 | 129 | 4 | \$715 | \$92,249 | 3.81% | -2.08% |
| \$1,001 to \$2,000 | 98 | 2 | \$1,473 | \$144,352 | 5.97% | 3.89% |
| \$2,001 to \$3,000 | 50 | 0 | \$2,375 | \$118,747 | 4.91% | 8.80% |
| \$3,001 to \$4,000 | 33 | 1 | \$3,552 | \$117,205 | 4.85% | 13.65% |
| \$4,001 to \$5,000 | 21 | 0 | \$4,565 | \$95,858 | 3.96% | 17.61% |
| \$5,001 to \$10,000 | 51 | 1 | \$7,197 | \$367,026 | 15.18% | 32.79% |
| \$10,001 to \$20,000 | 35 | 0 | \$14,058 | \$492,028 | 20.35% | 53.14% |
| \$20,001 to \$30,000 | 10 | 0 | \$24,287 | \$242,875 | 10.04% | 63.18% |
| \$30,001 to \$40,000 | 2 | 0 | \$33,990 | \$67,981 | 2.81% | 65.99% |
| \$40,001 to \$50,000 | 2 | 0 | \$43,874 | \$87,747 | 3.63% | 69.62% |
| \$50,001 to \$100,000 | 7 | 0 | \$68,575 | \$480,027 | 19.85% | 89.47% |
| \$100,001 to \$200,000 | 2 | 0 | \$127,302 | \$254,604 | 10.53% | 100.00% |
| Total for Group | 888 | 73 | \$2,723 | \$2,418,146 | 100.00% | 100.00% |

Report excludes Dental claims

Number of Claimants is based on claim activity regardless of duration of member coverage period

Paid Medical Claims Distribution

ABC COMPANY
Jan 2015 thru Dec 2015



By Age Range

| Age Range | Total Claimants In Range | % Male / % Female | Average in Range | Dollars in Range | % Male / % Female | % of Total | Cumulative % of Total |
|------------------------|--------------------------|-------------------|------------------|--------------------|-------------------|----------------|-----------------------|
| <01 | 26 | 42% / 58% | \$2,444 | \$63,544 | 24% / 76% | 2.63% | 2.63% |
| 01-04 | 74 | 50% / 50% | \$974 | \$72,057 | 39% / 61% | 2.98% | 5.61% |
| 05-18 | 229 | 53% / 47% | \$1,381 | \$316,343 | 46% / 54% | 13.08% | 18.69% |
| 19-24 | 86 | 51% / 49% | \$1,102 | \$94,785 | 26% / 74% | 3.92% | 22.61% |
| 25-29 | 88 | 51% / 49% | \$2,665 | \$234,504 | 32% / 68% | 9.70% | 32.31% |
| 30-34 | 90 | 59% / 41% | \$2,818 | \$253,645 | 56% / 44% | 10.49% | 42.80% |
| 35-39 | 93 | 57% / 43% | \$3,296 | \$306,513 | 29% / 71% | 12.68% | 55.47% |
| 40-44 | 73 | 52% / 48% | \$3,691 | \$269,460 | 74% / 26% | 11.14% | 66.62% |
| 45-49 | 69 | 59% / 41% | \$2,848 | \$196,483 | 34% / 66% | 8.13% | 74.74% |
| 50-54 | 52 | 71% / 29% | (\$1,328) | (\$69,080) | 166% / -66% | -2.86% | 71.88% |
| 55-59 | 42 | 55% / 45% | \$10,108 | \$424,527 | 57% / 43% | 17.56% | 89.44% |
| 60-64 | 30 | 57% / 43% | \$7,326 | \$219,792 | 84% / 16% | 9.09% | 98.53% |
| 65+ | 8 | 75% / 25% | \$4,447 | \$35,572 | 94% / 6% | 1.47% | 100.00% |
| Total for Group | 960 | 55% / 45% | \$2,519 | \$2,418,146 | 47% / 53% | 100.00% | 100.00% |

By Relation

| Relation | Inpatient Payments | Outpatient Payments | Professional Payments | Maj Med RX Payments | PBM Payments | Other Payments | Total Payments |
|------------------------|--------------------|---------------------|-----------------------|---------------------|--------------|----------------|--------------------|
| Subscriber | 6.7% | 15.7% | 22.5% | 6.0% | 48.3% | 0.8% | \$1,074,316 |
| Spouse | 19.5% | 23.8% | 28.3% | 9.3% | 11.5% | 7.6% | \$832,618 |
| Minor | 18.5% | 21.8% | 34.1% | 5.3% | 17.6% | 2.9% | \$511,212 |
| Total for Group | 13.6% | 19.8% | 26.9% | 7.0% | 29.1% | 3.6% | \$2,418,146 |

Report excludes Dental claims

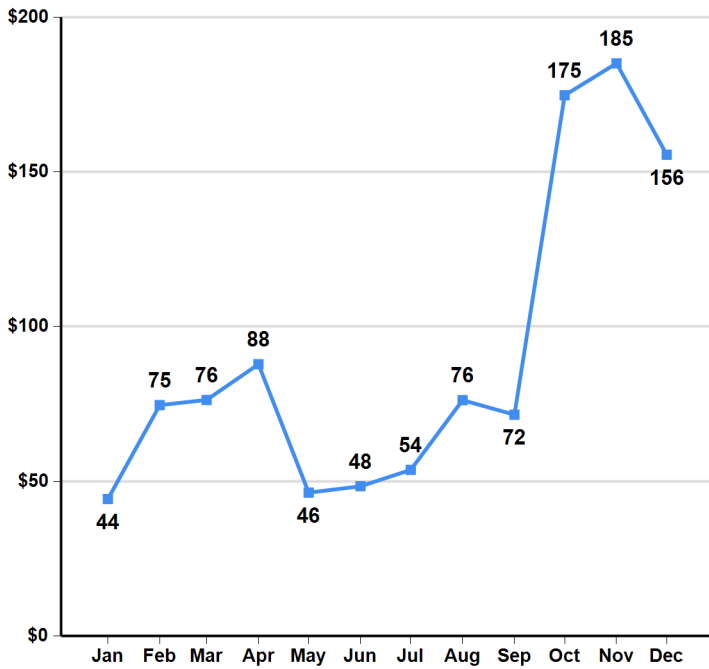
CONFIDENTIAL AND PROPRIETARY INFORMATION. Use and dissemination of this information is controlled by a License Agreement with Blue Cross and Blue Shield of Louisiana and its subsidiary, HMO Louisiana, Inc



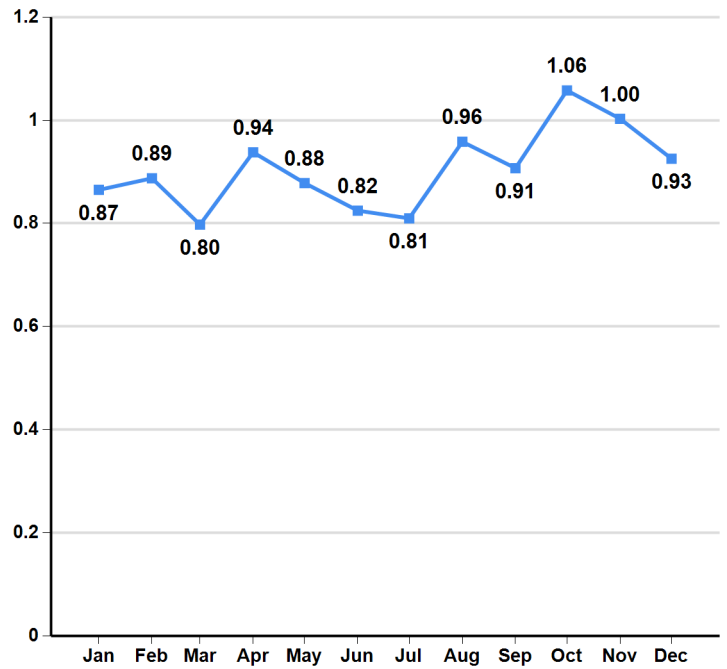
Pharmacy Executive Summary Report

ABC COMPANY
Jan 2015 - Dec 2015

Paid PMPM



of Prescriptions PMPM



| Month | Members | Contracts | Number of RX's | Ingredient Cost (IC) | Dispense Fee (DF) | Tax | Ded | Copay + Coins | Paid | IC/RX | DF/RX | Member Share/RX | Paid/RX | Paid PMPM | #RX PMPM |
|--------------|---------------|--------------|----------------|----------------------|-------------------|-----------------|-----------------|-----------------|------------------|-----------------|---------------|-----------------|----------------|----------------|-------------|
| Jan 2015 | 1,015 | 421 | 878 | \$62,322 | \$1,274 | \$1,382 | \$13,024 | \$7,017 | \$44,936 | \$70.98 | \$1.45 | \$22.83 | \$51.18 | \$44.27 | 0.87 |
| Feb 2015 | 1,031 | 422 | 915 | \$93,969 | \$1,255 | \$1,345 | \$11,533 | \$8,102 | \$76,935 | \$102.70 | \$1.37 | \$21.46 | \$84.08 | \$74.62 | 0.89 |
| Mar 2015 | 1,033 | 418 | 824 | \$92,401 | \$1,175 | \$1,302 | \$9,245 | \$6,823 | \$78,810 | \$112.14 | \$1.43 | \$19.50 | \$95.64 | \$76.29 | 0.80 |
| Apr 2015 | 918 | 374 | 861 | \$91,127 | \$1,184 | \$1,546 | \$5,278 | \$7,953 | \$80,626 | \$105.84 | \$1.38 | \$15.37 | \$93.64 | \$87.83 | 0.94 |
| May 2015 | 854 | 341 | 750 | \$46,718 | \$938 | \$1,304 | \$3,528 | \$5,852 | \$39,580 | \$62.29 | \$1.25 | \$12.51 | \$52.77 | \$46.35 | 0.88 |
| Jun 2015 | 822 | 329 | 678 | \$45,504 | \$904 | \$1,363 | \$2,953 | \$5,041 | \$39,777 | \$67.12 | \$1.33 | \$11.79 | \$58.67 | \$48.39 | 0.82 |
| Jul 2015 | 810 | 325 | 656 | \$50,793 | \$815 | \$1,035 | \$3,857 | \$5,292 | \$43,493 | \$77.43 | \$1.24 | \$13.95 | \$66.30 | \$53.70 | 0.81 |
| Aug 2015 | 719 | 294 | 689 | \$64,773 | \$855 | \$1,483 | \$6,746 | \$5,559 | \$54,806 | \$94.01 | \$1.24 | \$17.86 | \$79.54 | \$76.23 | 0.96 |
| Sep 2015 | 711 | 291 | 645 | \$56,568 | \$825 | \$1,389 | \$2,579 | \$5,350 | \$50,853 | \$87.70 | \$1.28 | \$12.29 | \$78.84 | \$71.52 | 0.91 |
| Oct 2015 | 727 | 297 | 769 | \$135,063 | \$1,098 | \$1,625 | \$4,687 | \$6,065 | \$127,033 | \$175.63 | \$1.43 | \$13.98 | \$165.19 | \$174.74 | 1.06 |
| Nov 2015 | 692 | 286 | 694 | \$133,315 | \$898 | \$1,555 | \$1,881 | \$5,816 | \$128,071 | \$192.10 | \$1.29 | \$11.09 | \$184.54 | \$185.07 | 1.00 |
| Dec 2015 | 698 | 283 | 646 | \$112,503 | \$813 | \$2,073 | \$2,079 | \$4,759 | \$108,550 | \$174.15 | \$1.26 | \$10.59 | \$168.03 | \$155.52 | 0.93 |
| Total | 10,030 | 4,081 | 9,005 | \$985,057 | \$12,032 | \$17,402 | \$67,391 | \$73,629 | \$873,471 | \$109.39 | \$1.34 | \$15.66 | \$97.00 | \$87.09 | 0.90 |

Pharmacy Performance Report

ABC COMPANY
Jan 2015 - Dec 2015

Integrated

| Month | Number RXs | Brand % RXs | Generic % RXs | Formulary % | IC/RX | Brand IC/RX | Generic IC/RX | Pmt/RX | Brand Pmt/RX | Generic Pmt/RX |
|----------|------------|-------------|---------------|-------------|----------|-------------|---------------|----------|--------------|----------------|
| Jan 2015 | 878 | 17% | 83% | 92% | \$70.98 | \$260.73 | \$32.51 | \$51.18 | \$171.17 | \$26.85 |
| Feb 2015 | 915 | 16% | 84% | 94% | \$102.70 | \$370.67 | \$53.47 | \$82.59 | \$272.55 | \$47.70 |
| Mar 2015 | 824 | 17% | 83% | 94% | \$112.14 | \$361.94 | \$62.76 | \$95.64 | \$291.12 | \$57.00 |
| Apr 2015 | 861 | 17% | 83% | 93% | \$105.84 | \$367.83 | \$51.46 | \$93.64 | \$320.91 | \$46.47 |
| May 2015 | 750 | 17% | 83% | 93% | \$62.29 | \$252.45 | \$23.53 | \$52.77 | \$220.35 | \$18.61 |
| Jun 2015 | 678 | 15% | 85% | 94% | \$67.12 | \$259.82 | \$32.99 | \$58.67 | \$224.66 | \$29.27 |
| Jul 2015 | 656 | 16% | 84% | 94% | \$77.43 | \$336.51 | \$29.73 | \$66.30 | \$295.58 | \$24.09 |
| Aug 2015 | 689 | 17% | 83% | 94% | \$94.01 | \$410.89 | \$27.85 | \$79.54 | \$346.23 | \$23.87 |
| Sep 2015 | 645 | 19% | 81% | 91% | \$87.70 | \$352.49 | \$27.18 | \$78.84 | \$321.06 | \$23.48 |
| Oct 2015 | 769 | 18% | 82% | 93% | \$175.63 | \$879.94 | \$24.31 | \$165.19 | \$847.49 | \$18.60 |
| Nov 2015 | 694 | 19% | 81% | 92% | \$192.10 | \$922.53 | \$23.74 | \$184.54 | \$896.73 | \$20.38 |
| Dec 2015 | 646 | 17% | 83% | 93% | \$174.15 | \$909.47 | \$28.18 | \$168.03 | \$891.28 | \$24.46 |
| Average | 750 | 17% | 83% | 93% | \$109.39 | \$471.91 | \$35.95 | \$96.85 | \$421.29 | \$31.12 |

Retail

| Month | Number RXs | Brand % RXs | Generic % RXs | Formulary % | IC/RX | Brand IC/RX | Generic IC/RX | Pmt/RX | Brand Pmt/RX | Generic Pmt/RX |
|----------|------------|-------------|---------------|-------------|----------|-------------|---------------|----------|--------------|----------------|
| Jan 2015 | 866 | 17% | 83% | 92% | \$68.28 | \$249.01 | \$32.24 | \$48.49 | \$158.28 | \$26.60 |
| Feb 2015 | 910 | 15% | 85% | 94% | \$102.48 | \$370.22 | \$53.39 | \$82.84 | \$274.49 | \$47.70 |
| Mar 2015 | 820 | 17% | 83% | 94% | \$112.48 | \$361.94 | \$62.88 | \$95.98 | \$291.12 | \$57.18 |
| Apr 2015 | 858 | 17% | 83% | 93% | \$105.48 | \$367.83 | \$50.80 | \$93.32 | \$320.91 | \$45.87 |
| May 2015 | 749 | 17% | 83% | 93% | \$58.08 | \$228.93 | \$23.53 | \$48.61 | \$196.96 | \$18.61 |
| Jun 2015 | 675 | 15% | 85% | 94% | \$66.87 | \$259.82 | \$32.52 | \$58.40 | \$224.66 | \$28.80 |
| Jul 2015 | 652 | 15% | 85% | 94% | \$67.24 | \$276.92 | \$29.70 | \$56.38 | \$236.54 | \$24.13 |
| Aug 2015 | 684 | 17% | 83% | 94% | \$94.25 | \$412.15 | \$27.97 | \$79.88 | \$347.87 | \$24.01 |
| Sep 2015 | 637 | 18% | 82% | 92% | \$79.47 | \$316.53 | \$26.68 | \$71.06 | \$286.79 | \$23.03 |
| Oct 2015 | 763 | 18% | 82% | 93% | \$170.77 | \$860.93 | \$23.74 | \$160.51 | \$828.96 | \$18.10 |
| Nov 2015 | 685 | 18% | 82% | 92% | \$191.28 | \$934.57 | \$23.74 | \$184.24 | \$910.99 | \$20.43 |
| Dec 2015 | 644 | 17% | 83% | 93% | \$174.18 | \$909.47 | \$27.67 | \$168.11 | \$891.28 | \$24.01 |
| Average | 745 | 17% | 83% | 93% | \$106.92 | \$461.10 | \$35.71 | \$94.55 | \$411.01 | \$30.93 |

Mail

| Month | Number RXs | Brand % RXs | Generic % RXs | Formulary % | IC/RX | Brand IC/RX | Generic IC/RX | Pmt/RX | Brand Pmt/RX | Generic Pmt/RX |
|----------|------------|-------------|---------------|-------------|------------|-------------|---------------|------------|--------------|----------------|
| Jan 2015 | 12 | 33% | 67% | 92% | \$265.78 | \$682.73 | \$57.31 | \$245.14 | \$635.23 | \$50.10 |
| Feb 2015 | 5 | 20% | 80% | 80% | \$142.12 | \$432.91 | \$69.42 | \$37.52 | \$0.00 | \$46.91 |
| Mar 2015 | 4 | 0% | 100% | 100% | \$42.40 | \$0.00 | \$42.40 | \$26.30 | \$0.00 | \$26.30 |
| Apr 2015 | 3 | 0% | 100% | 100% | \$207.62 | \$0.00 | \$207.62 | \$187.30 | \$0.00 | \$187.30 |
| May 2015 | 1 | 100% | 0% | 100% | \$3,216.18 | \$3,216.18 | \$0.00 | \$3,167.43 | \$3,167.43 | \$0.00 |
| Jun 2015 | 3 | 0% | 100% | 100% | \$123.20 | \$0.00 | \$123.20 | \$119.21 | \$0.00 | \$119.21 |
| Jul 2015 | 4 | 75% | 25% | 100% | \$1,737.70 | \$2,303.03 | \$41.71 | \$1,682.90 | \$2,243.86 | \$0.00 |
| Aug 2015 | 5 | 20% | 80% | 80% | \$61.72 | \$262.55 | \$11.51 | \$33.33 | \$152.55 | \$3.53 |
| Sep 2015 | 8 | 50% | 50% | 75% | \$743.52 | \$1,395.48 | \$91.56 | \$698.68 | \$1,315.17 | \$82.19 |
| Oct 2015 | 6 | 33% | 67% | 83% | \$794.47 | \$2,154.03 | \$114.68 | \$761.06 | \$2,088.41 | \$97.38 |
| Nov 2015 | 9 | 44% | 56% | 67% | \$254.18 | \$543.13 | \$23.02 | \$207.29 | \$447.50 | \$15.13 |
| Dec 2015 | 2 | 0% | 100% | 100% | \$165.09 | \$0.00 | \$165.09 | \$145.24 | \$0.00 | \$145.24 |
| Average | 62 | 32% | 68% | 85% | \$465.65 | \$1,280.71 | \$77.53 | \$427.93 | \$1,191.00 | \$64.56 |

CONFIDENTIAL AND PROPRIETARY INFORMATION. Use and dissemination of this information is controlled by a License Agreement with Blue Cross and Blue Shield of Louisiana and its subsidiary, HMO Louisiana, Inc





Drug Name Ranking - Top 50 by Payment

ABC COMPANY
Jan 2015 - Dec 2015

| Rank | Drug Name | Drug Class | Brand/ Generic | Formulary Indicator | # of RXs | Ingredient Cost (IC) | Payments | IC/RX | Payment/ RX | Days Supply/ RX | IC/ Days of Therapy |
|------|------------------------|---|-------------------|------------------------|-------------|-------------------------|----------|----------|----------------|-----------------------|---------------------------|
| 1 | SOVALDI | ANTIVIRALS | B | F | 3 | \$83,916 | \$83,700 | \$27,972 | \$27,900 | 28.0 | \$999.00 |
| 2 | DAKLINZA | ANTIVIRALS | B | NF | 3 | \$62,950 | \$62,788 | \$20,983 | \$20,929 | 28.0 | \$749.40 |
| 3 | APOKYN | ANTIPARKINSONIAN AGENTS | B | NF | 3 | \$61,109 | \$60,963 | \$20,370 | \$20,321 | 24.7 | \$825.80 |
| 4 | RESVERATROL | MISCELLANEOUS THERAPEUTIC AGENTS | G | NF | 3 | \$34,548 | \$34,567 | \$11,516 | \$11,522 | 30.0 | \$383.87 |
| 5 | TASIGNA | ANTINEOPLASTIC AGENTS | B | F | 3 | \$28,055 | \$25,559 | \$9,352 | \$8,520 | 28.0 | \$333.99 |
| 6 | TECFIDERA | IMMUNOMODULATORY AGENTS | B | F | 5 | \$28,738 | \$24,814 | \$5,748 | \$4,963 | 30.0 | \$191.59 |
| 7 | HUMIRA | DISEASE-MODIFYING ANTIRHEUMATIC AGENTS | B | F | 8 | \$24,825 | \$24,335 | \$3,103 | \$3,042 | 28.0 | \$110.82 |
| 8 | SUBOXONE | ANALGESICS & ANTIPIRETTICS | B | F | 51 | \$21,210 | \$19,473 | \$416 | \$382 | 29.5 | \$14.07 |
| 9 | TERODERM | PHARMACEUTICAL AIDS | G | F | 2 | \$16,740 | \$16,753 | \$8,370 | \$8,376 | 30.0 | \$279.00 |
| 10 | VYVANSE | ANOREXIGENICS, RESP/CEREBRAL STIMULANTS | B | F | 107 | \$23,445 | \$16,622 | \$219 | \$155 | 30.4 | \$7.21 |
| 11 | CRESTOR | ANTILIPEMIC AGENTS | B | F | 73 | \$18,290 | \$15,337 | \$251 | \$210 | 38.4 | \$6.53 |
| 12 | DUEXIS | ANALGESICS & ANTIPIRETTICS | B | NF | 11 | \$13,661 | \$12,638 | \$1,242 | \$1,149 | 30.0 | \$41.40 |
| 13 | DEXTROAMPHETAMINE-AMPH | ANOREXIGENICS, RESP/CEREBRAL STIMULANTS | G | F | 120 | \$14,079 | \$12,412 | \$117 | \$103 | 30.0 | \$3.91 |
| 14 | HUMIRA PEN CROHN'S-UC- | DISEASE-MODIFYING ANTIRHEUMATIC AGENTS | B | F | 1 | \$10,411 | \$10,935 | \$10,411 | \$10,935 | 28.0 | \$371.81 |
| 15 | MAKENA | PROGESTOGENS | B | F | 3 | \$10,433 | \$10,085 | \$3,478 | \$3,362 | 30.0 | \$115.92 |
| 16 | KEPPRA XR | ANTICONVULSANTS | B | NF | 12 | \$11,363 | \$9,973 | \$947 | \$831 | 30.0 | \$31.56 |
| 17 | NOVOLOG FLEXPEN | INSULINS & ANTIDIABETIC AGENTS | B | F | 19 | \$10,611 | \$9,849 | \$558 | \$518 | 30.1 | \$18.55 |
| 18 | ESOMEPRAZOLE | ANTIULCER AGENTS & ACID SUPPRESSANTS | G | F | 43 | \$8,762 | \$9,007 | \$204 | \$209 | 31.4 | \$6.49 |
| 19 | REVELA | ION-REMOVING AGENTS | B | NF | 6 | \$8,043 | \$8,485 | \$1,340 | \$1,414 | 40.0 | \$33.51 |
| 20 | STERA BASE | PHARMACEUTICAL AIDS | G | F | 1 | \$8,242 | \$8,149 | \$8,242 | \$8,149 | 30.0 | \$274.74 |
| 21 | LANTUS SOLOSTAR | INSULINS & ANTIDIABETIC AGENTS | B | F | 21 | \$9,087 | \$8,090 | \$433 | \$385 | 32.3 | \$13.40 |
| 22 | AMPHETAMINE SALT COMBO | ANOREXIGENICS, RESP/CEREBRAL STIMULANTS | G | F | 175 | \$9,893 | \$8,044 | \$57 | \$46 | 30.0 | \$1.88 |
| 23 | ZETIA | ANTILIPEMIC AGENTS | B | F | 38 | \$8,712 | \$7,915 | \$229 | \$208 | 30.0 | \$7.64 |
| 24 | WELCHOL | ANTILIPEMIC AGENTS | B | F | 27 | \$8,302 | \$7,403 | \$307 | \$274 | 30.0 | \$10.25 |
| 25 | FLUTICASON | ADRENALS | G | NF | 1 | \$6,659 | \$6,635 | \$6,659 | \$6,635 | 30.0 | \$221.96 |
| 26 | PROPRIONATE | ANTI-INFLAMMATORY AGENTS | B | F | 9 | \$6,634 | \$6,528 | \$737 | \$725 | 50.0 | \$14.74 |
| 27 | ARIPIRAZOLE | PSYCHOTERAPEUTIC AGENTS | G | F | 12 | \$6,394 | \$6,370 | \$533 | \$531 | 35.0 | \$15.22 |
| 28 | FOCALIN XR | ANOREXIGENICS, RESP/CEREBRAL STIMULANTS | B | F | 31 | \$7,613 | \$6,299 | \$246 | \$203 | 29.5 | \$8.33 |
| 29 | METHYLPHENIDATE ER | ANOREXIGENICS, RESP/CEREBRAL STIMULANTS | G | F | 38 | \$6,643 | \$6,089 | \$175 | \$160 | 30.0 | \$5.83 |
| 30 | ONGLYZA | INSULINS & ANTIDIABETIC AGENTS | B | F | 24 | \$8,346 | \$6,087 | \$348 | \$254 | 35.0 | \$9.94 |
| 31 | ABILIFY | PSYCHOTERAPEUTIC AGENTS | B | F | 7 | \$6,172 | \$5,965 | \$882 | \$852 | 47.1 | \$18.70 |
| 32 | BYETTA | INSULINS & ANTIDIABETIC AGENTS | B | F | 13 | \$6,328 | \$5,923 | \$487 | \$456 | 27.8 | \$17.53 |
| 33 | BYDUREON | INSULINS & ANTIDIABETIC AGENTS | B | F | 12 | \$5,909 | \$5,622 | \$492 | \$468 | 32.7 | \$15.07 |
| 34 | PENNSAID | ANALGESICS & ANTIPIRETTICS | B | NF | 4 | \$5,818 | \$5,503 | \$1,454 | \$1,376 | 30.0 | \$48.48 |
| 35 | NIACIN ER | ANTILIPEMIC AGENTS | G | F | 9 | \$5,199 | \$5,254 | \$578 | \$584 | 56.7 | \$10.19 |
| 36 | ANDROGEL | ANDROGENS | B | F | 11 | \$5,135 | \$5,147 | \$467 | \$468 | 28.2 | \$16.57 |
| 37 | TOPAMAX | ANTICONVULSANTS | B | NF | 12 | \$6,354 | \$5,086 | \$529 | \$424 | 30.0 | \$17.65 |
| 38 | XARELTO | ANTITHROMBOTIC AGENTS | B | F | 17 | \$5,604 | \$4,894 | \$330 | \$288 | 29.9 | \$11.03 |
| 39 | KEPPRA | ANTICONVULSANTS | B | NF | 13 | \$5,435 | \$4,755 | \$418 | \$366 | 30.0 | \$13.94 |
| 40 | FARXIGA | INSULINS & ANTIDIABETIC AGENTS | B | NF | 16 | \$5,521 | \$4,724 | \$345 | \$295 | 33.8 | \$10.22 |
| 41 | CELEBREX | ANALGESICS & ANTIPIRETTICS | B | NF | 11 | \$4,458 | \$4,235 | \$405 | \$385 | 34.1 | \$11.89 |
| 42 | LEVEMIR FLEXTOUCH | INSULINS & ANTIDIABETIC AGENTS | B | F | 9 | \$4,187 | \$3,955 | \$465 | \$439 | 27.4 | \$16.95 |
| 43 | AMLODIPINE-VALSARTAN-H | CALCIUM-CHANNEL BLOCKING AGENTS | G | F | 19 | \$3,949 | \$3,865 | \$208 | \$203 | 45.8 | \$4.54 |
| 44 | CREON | DIGESTANTS | B | F | 2 | \$3,730 | \$3,821 | \$1,865 | \$1,910 | 30.0 | \$62.16 |
| 45 | CLONIDINE HCL ER | HYPOTENSIVE AGENTS | G | F | 16 | \$3,777 | \$3,722 | \$236 | \$233 | 33.8 | \$6.99 |
| 46 | PRISTIQ ER | PSYCHOTERAPEUTIC AGENTS | B | NF | 20 | \$4,519 | \$3,706 | \$226 | \$185 | 27.1 | \$8.34 |
| 47 | NISOLDIPINE | CALCIUM-CHANNEL BLOCKING AGENTS | G | F | 11 | \$3,559 | \$3,704 | \$324 | \$337 | 30.0 | \$10.78 |
| 48 | ULORIC | ANTIGOUT AGENTS | B | F | 16 | \$4,344 | \$3,606 | \$271 | \$225 | 32.2 | \$8.43 |
| 49 | BYSTOLIC | BETA-ADRENERGIC BLOCKING AGENTS | B | NF | 93 | \$9,539 | \$3,605 | \$103 | \$39 | 31.7 | \$3.23 |
| 50 | ABSORICA | MISC SKIN & MUCOUS MEMBRANE AGENTS | B | NF | 2 | \$3,504 | \$3,506 | \$1,752 | \$1,753 | 30.0 | \$58.39 |

CONFIDENTIAL AND PROPRIETARY INFORMATION. Use and dissemination of this information is controlled by a License Agreement with Blue Cross and Blue Shield of Louisiana and its subsidiary, HMO Louisiana, Inc





Drug Name Ranking - Top 50 by Ingredient Cost / Day

ABC COMPANY
Jan 2015 - Dec 2015

| Rank | Drug Name | Drug Class | Brand/ Generic | Formulary Indicator | # of RXs | Ingredient Cost (IC) | Payments | IC/RX | Payment/ RX | Days Supply/ RX | IC/ Days of Therapy |
|------|----------------------------|--|-------------------|------------------------|-------------|-------------------------|----------|----------|----------------|-----------------------|---------------------------|
| 1 | SOVALDI | ANTIVIRALS | B | F | 3 | \$83,916 | \$83,700 | \$27,972 | \$27,900 | 28.0 | \$999.00 |
| 2 | APOKYN | ANTIPARKINSONIAN AGENTS | B | NF | 3 | \$61,109 | \$60,963 | \$20,370 | \$20,321 | 24.7 | \$825.80 |
| 3 | DAKLINZA | ANTIVIRALS | B | NF | 3 | \$62,950 | \$62,788 | \$20,983 | \$20,929 | 28.0 | \$749.40 |
| 4 | RESVERATROL | MISCELLANEOUS THERAPEUTIC AGENTS | G | NF | 3 | \$34,548 | \$34,567 | \$11,516 | \$11,522 | 30.0 | \$383.87 |
| 5 | HUMIRA PEN CROHN'S-UC- | DISEASE-MODIFYING ANTIRHEUMATIC AGENTS | B | F | 1 | \$10,411 | \$10,935 | \$10,411 | \$10,935 | 28.0 | \$371.81 |
| 6 | TASIGNA | ANTINEOPLASTIC AGENTS | B | F | 3 | \$28,055 | \$25,559 | \$9,352 | \$8,520 | 28.0 | \$333.99 |
| 7 | EPIPEN | SYMPATHOMIMETIC AGENTS | B | F | 5 | \$3,326 | \$2,651 | \$665 | \$530 | 2.2 | \$302.37 |
| 8 | TERODERM | PHARMACEUTICAL AIDS | G | F | 2 | \$16,740 | \$16,753 | \$8,370 | \$8,376 | 30.0 | \$279.00 |
| 9 | STERA BASE | PHARMACEUTICAL AIDS | G | F | 1 | \$8,242 | \$8,149 | \$8,242 | \$8,149 | 30.0 | \$274.74 |
| 10 | SKLICE | ANTI-INFECTIVES | B | NF | 1 | \$259 | \$105 | \$259 | \$105 | 1.0 | \$259.01 |
| 11 | GLUCAGON EMERGENCY KIT | ANTIHYPOGLYCEMIC AGENTS | B | F | 2 | \$454 | \$357 | \$227 | \$178 | 1.0 | \$227.12 |
| 12 | FLUTICASON | ADRENALS | G | NF | 1 | \$6,659 | \$6,635 | \$6,659 | \$6,635 | 30.0 | \$221.96 |
| 13 | TECFIDERA | IMMUNOMODULATORY AGENTS | B | F | 5 | \$28,738 | \$24,814 | \$5,748 | \$4,963 | 30.0 | \$191.59 |
| 14 | EURAX | ANTI-INFECTIVES | B | F | 1 | \$436 | \$397 | \$436 | \$397 | 3.0 | \$145.20 |
| 15 | HUMIRA PEN | DISEASE-MODIFYING ANTIRHEUMATIC AGENTS | B | F | 1 | \$3,470 | \$3,422 | \$3,470 | \$3,422 | 28.0 | \$123.94 |
| 16 | MAKENA | PROGESTOGENS | B | F | 3 | \$10,433 | \$10,085 | \$3,478 | \$3,362 | 30.0 | \$115.92 |
| 17 | PREPOPIK | CATHARTICS & LAXATIVES | B | NF | 1 | \$112 | \$61 | \$112 | \$61 | 1.0 | \$112.06 |
| 18 | HUMIRA | DISEASE-MODIFYING ANTIRHEUMATIC AGENTS | B | F | 8 | \$24,825 | \$24,335 | \$3,103 | \$3,042 | 28.0 | \$110.82 |
| 19 | FLUOROURACIL | MISC SKIN & MUCOUS MEMBRANE AGENTS | B | NF | 1 | \$1,499 | \$1,500 | \$1,499 | \$1,500 | 15.0 | \$99.95 |
| 20 | ZOVIRAX | ANTI-INFECTIVES | B | NF | 1 | \$673 | \$543 | \$673 | \$543 | 7.0 | \$96.19 |
| 21 | FLURBIPROFEN | ANALGESICS & ANTIPYRETICS | G | NF | 1 | \$2,633 | \$2,631 | \$2,633 | \$2,631 | 30.0 | \$87.77 |
| 22 | XIFAXAN | ANTIBACTERIALS | B | NF | 1 | \$1,182 | \$1,181 | \$1,182 | \$1,181 | 14.0 | \$84.43 |
| 23 | MOVIPREP | CATHARTICS & LAXATIVES | B | NF | 1 | \$80 | \$0 | \$80 | \$0 | 1.0 | \$79.91 |
| 24 | QROXIN | MISC SKIN & MUCOUS MEMBRANE AGENTS | B | NF | 1 | \$2,307 | \$2,253 | \$2,307 | \$2,253 | 30.0 | \$76.91 |
| 25 | CREON | DIGESTANTS | B | F | 2 | \$3,730 | \$3,821 | \$1,865 | \$1,910 | 30.0 | \$62.16 |
| 26 | ABSORICA | MISC SKIN & MUCOUS MEMBRANE AGENTS | B | NF | 2 | \$3,504 | \$3,506 | \$1,752 | \$1,753 | 30.0 | \$58.39 |
| 27 | PROMETHEGAN | FIRST GENERATION ANTIHISTAMINES | G | F | 1 | \$280 | \$0 | \$280 | \$0 | 5.0 | \$55.95 |
| 28 | CEDAX | ANTIBACTERIALS | B | NF | 1 | \$542 | \$517 | \$542 | \$517 | 10.0 | \$54.23 |
| 29 | CALCITRIOL | MISC SKIN & MUCOUS MEMBRANE AGENTS | G | F | 3 | \$1,571 | \$1,560 | \$524 | \$520 | 10.0 | \$52.38 |
| 30 | PREVPAC | ANTIULCER AGENTS & ACID SUPPRESSANTS | B | NF | 1 | \$716 | \$753 | \$716 | \$753 | 14.0 | \$51.12 |
| 31 | TOPICORT | ANTI-INFLAMMATORY AGENTS | B | NF | 1 | \$502 | \$348 | \$502 | \$348 | 10.0 | \$50.20 |
| 32 | PENNSAID | ANALGESICS & ANTIPYRETICS | B | NF | 4 | \$5,818 | \$5,503 | \$1,454 | \$1,376 | 30.0 | \$48.48 |
| 33 | ACYCLOVIR | ANTI-INFECTIVES | G | F | 2 | \$940 | \$967 | \$470 | \$483 | 10.0 | \$47.01 |
| 34 | VIMOVO | ANALGESICS & ANTIPYRETICS | B | NF | 1 | \$1,405 | \$1,251 | \$1,405 | \$1,251 | 30.0 | \$46.83 |
| 35 | CEFTIBUTEN | ANTIBACTERIALS | G | NF | 1 | \$458 | \$480 | \$458 | \$480 | 10.0 | \$45.76 |
| 36 | FROVA | ANTIMIGRAINE AGENTS | B | NF | 1 | \$407 | \$272 | \$407 | \$272 | 9.0 | \$45.26 |
| 37 | TREZIX | ANALGESICS & ANTIPYRETICS | B | NF | 1 | \$85 | \$35 | \$85 | \$35 | 2.0 | \$42.69 |
| 38 | DUEXIS | ANALGESICS & ANTIPYRETICS | B | NF | 11 | \$13,661 | \$12,638 | \$1,242 | \$1,149 | 30.0 | \$41.40 |
| 39 | BUPAP | ANALGESICS & ANTIPYRETICS | B | NF | 2 | \$528 | \$505 | \$264 | \$252 | 6.5 | \$40.58 |
| 40 | PCCA CUSTOM LIPO-MAX CREAM | PHARMACEUTICAL AIDS | G | NF | 1 | \$1,079 | \$985 | \$1,079 | \$985 | 30.0 | \$35.96 |
| 41 | NORITATE | ANTI-INFECTIVES | B | NF | 2 | \$2,101 | \$2,048 | \$1,050 | \$1,024 | 30.0 | \$35.01 |
| 42 | VEREGEN | MISC SKIN & MUCOUS MEMBRANE AGENTS | B | NF | 1 | \$1,037 | \$931 | \$1,037 | \$931 | 30.0 | \$34.56 |
| 43 | PCCA LIPODERM BASE | PHARMACEUTICAL AIDS | G | NF | 1 | \$1,035 | \$988 | \$1,035 | \$988 | 30.0 | \$34.50 |
| 44 | REVELA | ION-REMOVING AGENTS | B | NF | 6 | \$8,043 | \$8,485 | \$1,340 | \$1,414 | 40.0 | \$33.51 |
| 45 | NOVOLOG | INSULINS & ANTIDIABETIC AGENTS | B | F | 2 | \$1,795 | \$1,802 | \$898 | \$901 | 27.0 | \$33.25 |
| 46 | FLUZONE HIGH-DOSE | VACCINES | B | NF | 1 | \$32 | \$50 | \$32 | \$50 | 1.0 | \$32.00 |
| 47 | LAMICTAL (GREEN) | ANTICONVULSANTS | B | NF | 1 | \$950 | \$1,003 | \$950 | \$1,003 | 30.0 | \$31.65 |

CONFIDENTIAL AND PROPRIETARY INFORMATION. Use and dissemination of this information is controlled by a License Agreement with Blue Cross and Blue Shield of Louisiana and its subsidiary, HMO Louisiana, Inc





Drug Name Ranking - Top 50 by Ingredient Cost / Day

ABC COMPANY
Jan 2015 - Dec 2015

| | | | | | | | | | | | |
|----|---------------|-------------------------|---|----|----|----------|---------|-------|-------|------|---------|
| 48 | KEPPRA XR | ANTICONVULSANTS | B | NF | 12 | \$11,363 | \$9,973 | \$947 | \$831 | 30.0 | \$31.56 |
| 49 | LATUDA | PSYCHOTERAPEUTIC AGENTS | B | F | 1 | \$842 | \$850 | \$842 | \$850 | 30.0 | \$28.08 |
| 50 | BUDESONIDE EC | ADRENALS | G | F | 2 | \$1,609 | \$1,680 | \$804 | \$840 | 30.0 | \$26.81 |





Drug Name Ranking - Top 50 by Prescription Count

ABC COMPANY
Jan 2015 - Dec 2015

| Rank | Drug Name | Drug Class | Brand/ Generic | Formulary Indicator | # of RXs | Ingredient Cost (IC) | Payments | IC/RX | Payment/ RX | Days Supply/ RX | IC/ Days of Therapy |
|------|----------------------------|---|-------------------|------------------------|-------------|-------------------------|----------|-------|----------------|-----------------------|---------------------------|
| 1 | HYDROCODONE- ACETAMINOP | ANALGESICS & ANTIPYRETICS | G | F | 269 | \$4,383 | \$3,233 | \$16 | \$12 | 10.7 | \$1.53 |
| 2 | AZITHROMYCIN | ANTIBACTERIALS | G | F | 212 | \$2,135 | \$1,257 | \$10 | \$6 | 5.1 | \$1.98 |
| 3 | AMOXICILLIN | ANTIBACTERIALS | G | F | 178 | \$721 | \$214 | \$4 | \$1 | 9.7 | \$0.42 |
| 4 | AMPHETAMINE SALT COMBO | ANOREXIGENICS, RESP/CEREBRAL STIMULANTS | G | F | 175 | \$9,893 | \$8,044 | \$57 | \$46 | 30.0 | \$1.88 |
| 5 | LISINAPRIL | RENIN-ANGIOTENSIN- ALDOSTERONE SYS INHIB | G | F | 174 | \$422 | \$170 | \$2 | \$1 | 48.5 | \$0.05 |
| 6 | ATORVASTATIN CALCIUM | ANTILIPEMIC AGENTS | G | F | 144 | \$1,246 | \$481 | \$9 | \$3 | 41.9 | \$0.21 |
| 7 | METFORMIN HCL | INSULINS & ANTIDIABETIC AGENTS | G | F | 121 | \$372 | \$78 | \$3 | \$1 | 46.6 | \$0.07 |
| 8 | DEXTROAMPHETAMINE- AMPH | ANOREXIGENICS, RESP/CEREBRAL STIMULANTS | G | F | 120 | \$14,079 | \$12,412 | \$117 | \$103 | 30.0 | \$3.91 |
| 9 | VYVANSE | ANOREXIGENICS, RESP/CEREBRAL STIMULANTS | B | F | 107 | \$23,445 | \$16,622 | \$219 | \$155 | 30.4 | \$7.21 |
| 10 | AMLODIPINE BESYLATE | CALCIUM-CHANNEL BLOCKING AGENTS | G | F | 103 | \$225 | \$52 | \$2 | \$1 | 34.1 | \$0.06 |
| 11 | LEVOTHYROXINE SODIUM | THYROID & ANTITHYROID AGENTS | G | F | 102 | \$2,055 | \$1,218 | \$20 | \$12 | 58.2 | \$0.35 |
| 12 | PREDNISONE | ADRENALS | G | F | 98 | \$345 | \$157 | \$4 | \$2 | 10.4 | \$0.34 |
| 13 | AMOX TR-POTASSIUM CLAV | ANTIBACTERIALS | G | F | 98 | \$1,578 | \$1,105 | \$16 | \$11 | 9.4 | \$1.72 |
| 14 | TRAMADOL HCL | ANALGESICS & ANTIPYRETICS | G | F | 96 | \$226 | \$61 | \$2 | \$1 | 15.5 | \$0.15 |
| 15 | ESCITALOPRAM OXALATE | PSYCHOTERAPEUTIC AGENTS | G | F | 94 | \$724 | \$338 | \$8 | \$4 | 38.3 | \$0.20 |
| 16 | BYSTOLIC | BETA-ADRENERGIC BLOCKING AGENTS | B | NF | 93 | \$9,539 | \$3,605 | \$103 | \$39 | 31.7 | \$3.23 |
| 17 | ALPRAZOLAM | ANZIOLYTICS, SEDATIVES & HYPNOTICS | G | F | 92 | \$199 | \$95 | \$2 | \$1 | 28.3 | \$0.08 |
| 18 | GABAPENTIN | ANTICONVULSANTS | G | F | 89 | \$1,297 | \$1,062 | \$15 | \$12 | 34.3 | \$0.43 |
| 19 | CITALOPRAM HBR | PSYCHOTERAPEUTIC AGENTS | G | F | 87 | \$187 | \$67 | \$2 | \$1 | 36.0 | \$0.06 |
| 20 | LISINAPRIL- HYDROCHLORO | RENIN-ANGIOTENSIN- ALDOSTERONE SYS INHIB | G | F | 85 | \$314 | \$145 | \$4 | \$2 | 49.6 | \$0.07 |
| 21 | FLUCONAZOLE | ANTIBACTERIALS | G | F | 83 | \$767 | \$375 | \$9 | \$5 | 5.5 | \$1.69 |
| 22 | FLUOXETINE HCL | PSYCHOTERAPEUTIC AGENTS | G | F | 82 | \$667 | \$343 | \$8 | \$4 | 35.1 | \$0.23 |
| 23 | OXYCODONE- ACETAMINOPHE | ANALGESICS & ANTIPYRETICS | G | F | 74 | \$2,842 | \$2,384 | \$38 | \$32 | 14.4 | \$2.66 |
| 24 | CYCLOBENZAPRINE HCL | SKELETAL MUSCLE RELAXANTS | G | F | 74 | \$120 | \$43 | \$2 | \$1 | 20.6 | \$0.08 |
| 25 | CRESTOR | ANTILIPEMIC AGENTS | B | F | 73 | \$18,290 | \$15,337 | \$251 | \$210 | 38.4 | \$6.53 |
| 26 | ZOLPIDEM TARTRATE | ANZIOLYTICS, SEDATIVES & HYPNOTICS | G | F | 72 | \$139 | \$108 | \$2 | \$2 | 30.0 | \$0.06 |
| 27 | MELOXICAM | ANALGESICS & ANTIPYRETICS | G | F | 71 | \$1,357 | \$1,324 | \$19 | \$19 | 34.2 | \$0.56 |
| 28 | HYDROCHLOROTHIAZIDE | DIURETICS | G | F | 71 | \$184 | \$55 | \$3 | \$1 | 47.5 | \$0.05 |
| 29 | PRAVASTATIN SODIUM | ANTILIPEMIC AGENTS | G | F | 71 | \$1,024 | \$349 | \$14 | \$5 | 43.5 | \$0.33 |
| 30 | OMEPRAZOLE | ANTIULCER AGENTS & ACID SUPPRESSANTS | G | F | 70 | \$473 | \$207 | \$7 | \$3 | 41.7 | \$0.16 |
| 31 | MONTELUKAST SODIUM | ANTI-INFLAMMATORY AGENTS | G | F | 70 | \$920 | \$587 | \$13 | \$8 | 42.0 | \$0.31 |
| 32 | CEFIDINIR | ANTIBACTERIALS | G | F | 69 | \$2,975 | \$2,378 | \$43 | \$34 | 10.4 | \$4.13 |
| 33 | CARVEDILOL | BETA-ADRENERGIC BLOCKING AGENTS | G | F | 66 | \$214 | \$88 | \$3 | \$1 | 34.3 | \$0.09 |
| 34 | SERTRALINE HCL | PSYCHOTERAPEUTIC AGENTS | G | F | 66 | \$189 | \$99 | \$3 | \$1 | 41.5 | \$0.07 |
| 35 | METOPROLOL SUCCINATE | BETA-ADRENERGIC BLOCKING AGENTS | G | F | 64 | \$2,107 | \$1,792 | \$33 | \$28 | 48.8 | \$0.68 |
| 36 | FLUTICASONE PROPIONATE | ANTI-INFLAMMATORY AGENTS | G | F | 64 | \$555 | \$416 | \$9 | \$7 | 38.2 | \$0.23 |
| 37 | CLONAZEPAM | ANTICONVULSANTS | G | F | 62 | \$186 | \$99 | \$3 | \$2 | 30.2 | \$0.10 |
| 38 | SULFAMETHOXAZOLE- TRIME | MISCELLANEOUS ANTI-INFECTIVES | G | F | 62 | \$312 | \$206 | \$5 | \$3 | 9.1 | \$0.55 |
| 39 | TAMSULOSIN HCL | SYMPATHOLYTIC ADRENERGIC BLOCKING AGENTS | G | F | 60 | \$1,306 | \$981 | \$22 | \$16 | 43.6 | \$0.50 |
| 40 | SIMVASTATIN | ANTILIPEMIC AGENTS | G | F | 59 | \$171 | \$118 | \$3 | \$2 | 41.2 | \$0.07 |
| 41 | IBUPROFEN | ANALGESICS & ANTIPYRETICS | G | F | 58 | \$215 | \$173 | \$4 | \$3 | 13.4 | \$0.28 |
| 42 | VITAMIN D | VITAMIN D | G | F | 56 | \$155 | \$77 | \$3 | \$1 | 30.5 | \$0.09 |
| 43 | METOPROLOL TARTRATE | BETA-ADRENERGIC BLOCKING AGENTS | G | F | 56 | \$207 | \$96 | \$4 | \$2 | 41.4 | \$0.09 |

CONFIDENTIAL AND PROPRIETARY INFORMATION. Use and dissemination of this information is controlled by a License Agreement with Blue Cross and Blue Shield of Louisiana and its subsidiary, HMO Louisiana, Inc





Drug Name Ranking - Top 50 by Prescription Count

ABC COMPANY
Jan 2015 - Dec 2015

| | | | | | | | | | | | |
|----|--------------------|---|---|---|----|---------|---------|------|------|------|--------|
| 44 | LOSARTAN POTASSIUM | RENIN-ANGIOTENSIN- ALDOSTERONE SYS INHIB | G | F | 55 | \$288 | \$82 | \$5 | \$1 | 50.7 | \$0.10 |
| 45 | SYNTHROID | THYROID & ANTITHYROID AGENTS | B | F | 55 | \$1,859 | \$641 | \$34 | \$12 | 37.6 | \$0.90 |
| 46 | ONDANSETRON ODT | ANTIEMETICS | G | F | 55 | \$1,933 | \$1,589 | \$35 | \$29 | 5.4 | \$6.49 |
| 47 | METHYLPREDNISOLONE | ADRENALS | G | F | 54 | \$896 | \$546 | \$17 | \$10 | 6.2 | \$2.67 |
| 48 | VALACYCLOVIR | ANTIVIRALS | G | F | 54 | \$1,192 | \$951 | \$22 | \$18 | 24.4 | \$0.90 |
| 49 | CEPHALEXIN | ANTIBACTERIALS | G | F | 54 | \$415 | \$148 | \$8 | \$3 | 9.3 | \$0.83 |
| 50 | VENLAFAXINE HCL ER | PSYCHOTERAPEUTIC AGENTS | G | F | 52 | \$468 | \$156 | \$9 | \$3 | 33.0 | \$0.27 |

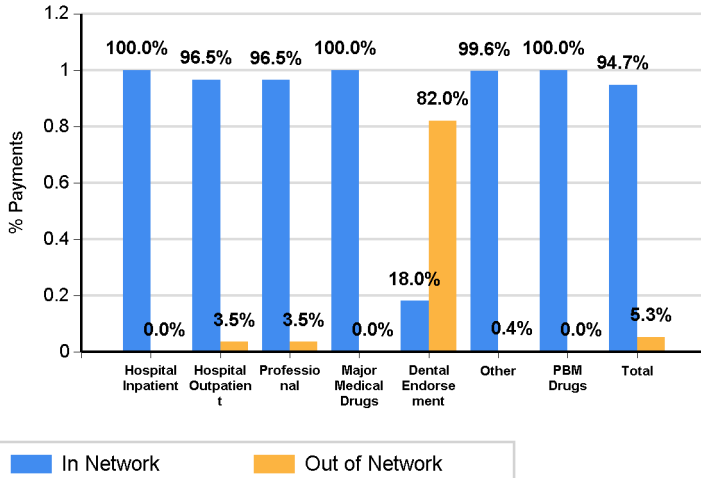


In Network Versus Out Of Network Benefits Paid

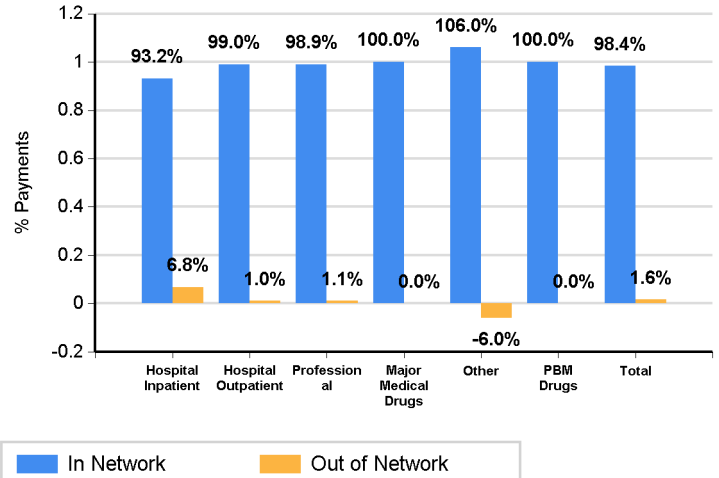
ABC COMPANY

Current Period: Jan 2015 - Dec 2015 Prior Period: Jan 2014 - Dec 2014

Current Period



Prior Period



| Service | Current Period Jan 2015 - Dec 2015 | | | | Prior Period Jan 2014 - Dec 2014 | | | |
|-------------------------------------|---------------------------------------|---------------|-----------------|--------------|-------------------------------------|---------------|-----------------|-------------|
| | In Network | % | Out of Network | % | In Network | % | Out of Network | % |
| Hospital Inpatient | | | | | | | | |
| Medical & Surgical | \$144,630 | 43.9% | \$0 | 0.0% | \$228,739 | 40.8% | \$0 | 0.0% |
| M & N / Drug Abuse | \$7,871 | 2.4% | \$0 | 0.0% | \$68,151 | 12.2% | \$0 | 0.0% |
| Maternity | \$46,134 | 14.0% | \$0 | 0.0% | \$37,847 | 6.8% | \$0 | 0.0% |
| Other (Out Of State,SNF,Rehab) | \$130,684 | 39.7% | \$0 | 0.0% | \$187,277 | 33.4% | \$38,012 | 6.8% |
| Subtotal Hospital Inpatient | \$329,319 | 100.0% | \$0 | 0.0% | \$522,015 | 93.2% | \$38,012 | 6.8% |
| Hospital Outpatient | | | | | | | | |
| Emergency Room | \$133,978 | 28.0% | \$4,879 | 1.0% | \$159,878 | 24.5% | \$5,761 | 0.9% |
| Surgery | \$399,720 | 83.6% | \$480 | 0.1% | \$269,925 | 41.4% | \$0 | 0.0% |
| Other (RAD/Path, Drugs) | (\$72,359) | -15.1% | \$11,519 | 2.4% | \$214,703 | 33.0% | \$1,000 | 0.2% |
| Subtotal Hospital Outpatient | \$461,339 | 96.5% | \$16,878 | 3.5% | \$644,506 | 99.0% | \$6,761 | 1.0% |
| Professional | | | | | | | | |
| Inpatient Surg Non-Maternity | \$32,545 | 5.0% | \$0 | 0.0% | \$40,527 | 6.2% | \$0 | 0.0% |
| Maternity | \$19,630 | 3.0% | \$0 | 0.0% | \$11,188 | 1.7% | \$0 | 0.0% |
| Outpatient Surgery | \$124,343 | 19.1% | \$1,535 | 0.2% | \$121,753 | 18.7% | \$695 | 0.1% |
| Inpatient Visits | \$13,552 | 2.1% | \$0 | 0.0% | \$15,442 | 2.4% | \$0 | 0.0% |
| Office Visits | \$136,282 | 20.9% | \$1,829 | 0.3% | \$147,131 | 22.6% | \$2,846 | 0.4% |
| Physician Serv-Other | \$72,728 | 11.2% | \$446 | 0.1% | \$57,488 | 8.8% | \$10 | 0.0% |
| Physician Serv-RAD/Path | \$100,882 | 15.5% | \$4,560 | 0.7% | \$126,779 | 19.5% | \$2,340 | 0.4% |
| Physician Serv-Add'l Benefits | \$107,332 | 16.5% | \$14,741 | 2.3% | \$110,814 | 17.0% | \$1,060 | 0.2% |
| Physician Supplied Drugs | \$19,412 | 3.0% | \$6 | 0.0% | \$12,963 | 2.0% | \$0 | 0.0% |
| QBPC Fees | \$1,435 | 0.2% | \$0 | 0.0% | \$566 | 0.1% | \$0 | 0.0% |
| Subtotal Professional | \$628,141 | 96.5% | \$23,117 | 3.5% | \$644,651 | 98.9% | \$6,951 | 1.1% |
| Major Medical Drugs | | | | | | | | |
| Brand Drugs | \$145,710 | 86.2% | \$0 | 0.0% | \$163,969 | 85.9% | \$0 | 0.0% |
| Generic Drugs | \$23,406 | 13.8% | \$0 | 0.0% | \$26,965 | 14.1% | \$0 | 0.0% |
| Subtotal Major Medical Drugs | \$169,117 | 100.0% | \$0 | 0.0% | \$190,935 | 100.0% | \$0 | 0.0% |
| Dental Endorsement | | | | | | | | |
| Dental Services | \$20,447 | 18.0% | \$92,891 | 82.0% | \$0 | 0.0% | \$0 | 0.0% |
| Subtotal Dental Endorsement | \$20,447 | 18.0% | \$92,891 | 82.0% | \$0 | 0.0% | \$0 | 0.0% |
| Other | | | | | | | | |

CONFIDENTIAL AND PROPRIETARY INFORMATION. Use and dissemination of this information is controlled by a License Agreement with Blue Cross and Blue Shield of Louisiana and its subsidiary, HMO Louisiana, Inc



| | | | | | | | | |
|---------------------------|--------------------|---------------|------------------|-------------|--------------------|---------------|------------------|--------------|
| Other Non-Physician | \$85,528 | 99.6% | \$355 | 0.4% | \$153,157 | 106.0% | (\$8,701) | -6.0% |
| Subtotal Other | \$85,528 | 99.6% | \$355 | 0.4% | \$153,157 | 106.0% | (\$8,701) | -6.0% |
| PBM Drugs | | | | | | | | |
| Brand Drugs | \$494,750 | 70.2% | \$0 | 0.0% | \$290,757 | 65.7% | \$0 | 0.0% |
| Generic Drugs | \$209,604 | 29.8% | \$0 | 0.0% | \$151,581 | 34.3% | \$0 | 0.0% |
| Subtotal PBM Drugs | \$704,354 | 100.0% | \$0 | 0.0% | \$442,338 | 100.0% | \$0 | 0.0% |
| Grand Total | \$2,398,244 | 94.7% | \$133,240 | 5.3% | \$2,597,601 | 98.4% | \$43,023 | 1.6% |



In Network Versus Out Of Network Benefits Paid

Out of Network Benefits Paid - By Provider - \$ 1,000 and over

ABC COMPANY

Jan 2015 - Dec 2015

| Provider Name | Provider State | Paid |
|-------------------------------|----------------|-----------------|
| UNDESIGNATED DENTIST | | \$15,332 |
| UNDESIGNATED CLINIC/GROUP | | \$12,835 |
| EAST TEXAS MEDICAL CENTER | TX | \$11,519 |
| TLC CORPUS EMERGENCY CARE LLC | TX | \$3,837 |
| KEATY WILLIAM A | LA | \$3,045 |
| SEVIER VICTOR H | LA | \$2,874 |
| MORRIS BOBBIE N | LA | \$2,781 |
| CAVALLINO CLAUDIA A | LA | \$2,569 |
| THERIOT MITCHELL | LA | \$2,476 |
| MANUEL CHARLES C | LA | \$2,421 |
| LOTUS LABS PLLC | TX | \$2,273 |
| GARY II J | LA | \$2,175 |
| PEDIATRIC DENTAL PARTNERS | LA | \$2,062 |
| JACOBS LESLIE J | LA | \$2,055 |
| ZERINGUE CURTIS J | LA | \$1,903 |
| MORGAN KENNETH E | LA | \$1,829 |
| WALKER RYAN A | LA | \$1,794 |
| SUPERIOR HEALTHCARE PHYSICAL | TX | \$1,756 |
| MIRE JAMES P | LA | \$1,687 |
| BROUSSARD MARK A | LA | \$1,661 |
| NICHOLS JAMES | LA | \$1,633 |
| CASAS LUDI | TX | \$1,520 |
| MILLER S TROY | LA | \$1,516 |
| SIKES JAMES W | LA | \$1,480 |
| BILELLO MARK J | LA | \$1,434 |
| CLEMENT EDWARD D | LA | \$1,392 |
| BRASSEAU NATALIE B | LA | \$1,246 |
| ELLENDER ALBERT P | LA | \$1,230 |
| VILLEMARETTE JAN M | LA | \$1,177 |
| PRICE ROBERT | LA | \$1,160 |
| NAQUIN CRAIG J | LA | \$1,095 |
| BORNE RICHARD I | LA | \$1,014 |
| FONTENOT BENNETT P | LA | \$1,000 |
| TOTAL | | \$95,780 |

Large Claimant Report - Payments in Excess of \$ 25,000

ABC COMPANY

Paid From: Jan 2015 Thru: Dec 2015

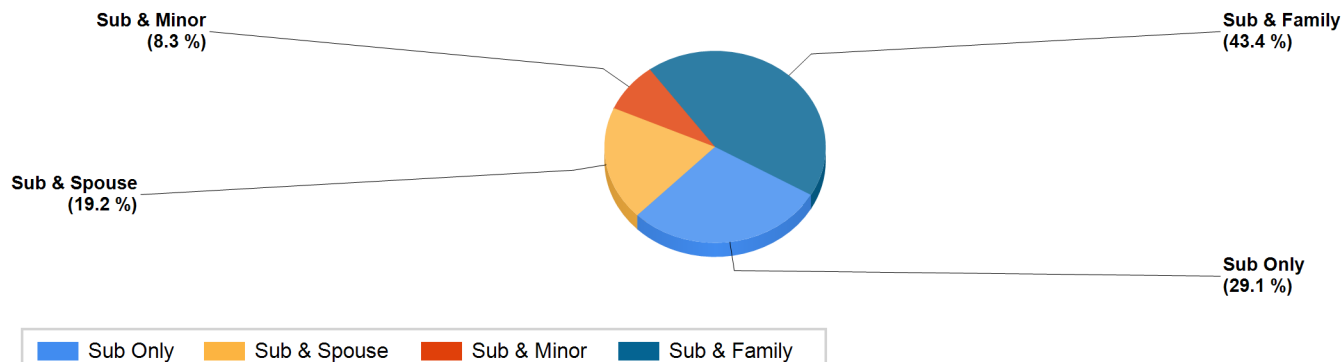
| Claimant | Status | Payments | Description of Largest Claim for Claimant |
|--------------|--------|-------------------|---|
| 1 | Lapsed | 151,390.84 | PBM - Brand Drugs Prescription Brand Drugs |
| 2 | Active | 103,213.04 | OP Hospital Surgery Postlaminectomy syndrome, not elsewhere classified |
| 3 | Lapsed | 95,084.22 | OP Hospital Surgery Coronary Atherosclerosis |
| 4 | Lapsed | 75,453.42 | OP Hospital ER Hyperpotassemia |
| 5 | Lapsed | 71,297.12 | OP Hospital Surgery Rotator Cuff (Capsule) Sprain |
| 6 | Active | 65,348.30 | PBM - Brand Drugs Prescription Brand Drugs |
| 7 | Active | 60,742.87 | IP Hospital Surgical Coronary Atherosclerosis |
| 8 | Lapsed | 60,603.83 | PBM - Generic Drugs Prescription Generic drugs |
| 9 | Active | 51,497.45 | IP Hospital Medical Occlusion and Stenosis of Vertebral Artery |
| 10 | Active | 43,899.44 | IP Hospital Other Compression of brain |
| 11 | Active | 43,847.66 | OP Hospital Surgery Coronary Atherosclerosis |
| 12 | Lapsed | 37,077.95 | IP Hospital Other Acute Tonsillitis |
| 13 | Lapsed | 30,902.61 | IP Hospital Other Cerebral Artery Occlusion, Unspecified |
| 14 | Lapsed | 28,804.22 | PBM - Brand Drugs Prescription Brand Drugs |
| 15 | Lapsed | 27,227.23 | Non PBM - Brand Drugs Not Assigned |
| 16 | Active | 26,775.91 | IP Hospital Surgical Osteoarthritis, Localized, Not Specified Whether Primary Or Secondary |
| 17 | Active | 25,620.54 | Immunizations Encounter for immunization |
| Total | | 998,786.65 | |

Large Group Additional Reporting Sample

Paid Claims and Monthly Enrollment Statistics

ABC COMPANY
For Month Ending: September 2016

Contracts by Class



| | Enrollment by Class | | | | Enrollment | | Premium | Claims |
|----------|---------------------|--------------|-------------|--------------|-----------------|---------------|---------------|--------------|
| Month | Sub Only | Sub & Spouse | Sub & Minor | Sub & Family | Total Contracts | Total Members | Total Premium | Total Claims |
| May 2014 | 76 | 67 | 34 | 131 | 308 | 798 | \$0 | \$165,318 |
| Jun 2014 | 81 | 66 | 33 | 130 | 310 | 793 | \$0 | \$186,928 |
| Jul 2014 | 82 | 68 | 32 | 133 | 315 | 809 | \$0 | \$181,234 |
| Aug 2014 | 83 | 67 | 33 | 134 | 317 | 817 | \$0 | \$217,527 |
| Sep 2014 | 79 | 67 | 32 | 135 | 313 | 817 | \$0 | \$176,553 |
| Oct 2014 | 80 | 69 | 31 | 133 | 313 | 814 | \$0 | \$218,748 |
| Nov 2014 | 82 | 69 | 29 | 134 | 314 | 817 | \$0 | \$210,815 |
| Dec 2014 | 87 | 71 | 32 | 132 | 322 | 822 | \$0 | \$325,858 |
| Jan 2015 | 86 | 71 | 31 | 136 | 324 | 836 | \$0 | \$225,120 |
| Feb 2015 | 85 | 71 | 32 | 133 | 321 | 827 | \$0 | \$139,798 |
| Mar 2015 | 83 | 67 | 31 | 136 | 317 | 825 | \$0 | \$186,439 |
| Apr 2015 | 83 | 67 | 33 | 132 | 315 | 814 | \$0 | \$192,395 |
| May 2015 | 91 | 67 | 32 | 131 | 321 | 815 | \$0 | \$179,078 |
| Jun 2015 | 101 | 78 | 41 | 154 | 374 | 966 | \$0 | \$180,937 |
| Jul 2015 | 97 | 78 | 41 | 153 | 369 | 959 | \$0 | \$759,976 |
| Aug 2015 | 97 | 78 | 45 | 156 | 376 | 985 | \$0 | \$263,073 |
| Sep 2015 | 101 | 76 | 44 | 159 | 380 | 987 | \$0 | \$255,094 |
| Oct 2015 | 100 | 79 | 45 | 163 | 387 | 1,013 | \$0 | \$244,443 |
| Nov 2015 | 103 | 80 | 45 | 161 | 389 | 1,007 | \$0 | \$368,797 |
| Dec 2015 | 106 | 78 | 45 | 166 | 395 | 1,024 | \$0 | \$232,836 |
| Jan 2016 | 114 | 85 | 41 | 169 | 409 | 1,048 | \$0 | \$290,137 |
| Feb 2016 | 118 | 86 | 39 | 169 | 412 | 1,045 | \$0 | \$312,438 |
| Mar 2016 | 120 | 86 | 38 | 172 | 416 | 1,062 | \$0 | \$198,683 |
| Apr 2016 | 139 | 93 | 42 | 190 | 464 | 1,173 | \$0 | \$309,788 |
| May 2016 | 138 | 94 | 38 | 192 | 462 | 1,175 | \$0 | \$387,231 |
| Jun 2016 | 144 | 95 | 39 | 194 | 472 | 1,192 | \$0 | \$228,084 |
| Jul 2016 | 144 | 93 | 39 | 198 | 474 | 1,203 | \$0 | \$198,749 |
| Aug 2016 | 136 | 91 | 40 | 201 | 468 | 1,208 | \$0 | \$405,706 |
| Sep 2016 | 136 | 90 | 39 | 203 | 468 | 1,210 | \$0 | \$406,497 |
| Average | 102 | 77 | 37 | 156 | 373 | 961 | | |
| Total | 2,972 | 2,247 | 1,076 | 4,530 | 10,825 | 27,861 | \$0 | \$7,648,278 |

Disclaimer: No specific claim reserve is established for a particular group

CONFIDENTIAL AND PROPRIETARY INFORMATION. Use and dissemination of this information is controlled by a License Agreement with Blue Cross and Blue Shield of Louisiana and its subsidiary, HMO Louisiana, Inc

Health Experience Report

ABC COMPANY

From:May 2016 Thru: Sep 2016

| Month | Contracts | Members | Earned Premium | Collected Premium | Incurred Claims | Completion Factor | Estimated Completed Incurred | Paid Claims | Paid PMPM | Paid Loss Ratio | Incurred Loss Ratio | Estimated Incurred Loss Ratio |
|----------|-----------|---------|-------------------|----------------------|--------------------|----------------------|------------------------------------|----------------|--------------|-----------------------|---------------------------|-------------------------------------|
| May 2016 | 462 | 1,175 | \$0 | \$49,984 | \$209,737 | 98.4% | \$213,208 | \$387,231 | \$329.56 | 0.0% | 0.0% | 0.0% |
| Jun 2016 | 472 | 1,192 | \$0 | \$44,004 | \$267,164 | 97.0% | \$275,293 | \$228,084 | \$191.35 | 0.0% | 0.0% | 0.0% |
| Jul 2016 | 474 | 1,203 | \$0 | \$45,259 | \$335,658 | 94.1% | \$356,823 | \$198,749 | \$165.21 | 0.0% | 0.0% | 0.0% |
| Aug 2016 | 468 | 1,208 | \$0 | \$47,671 | \$359,696 | 84.4% | \$426,395 | \$405,706 | \$335.85 | 0.0% | 0.0% | 0.0% |
| Sep 2016 | 468 | 1,210 | \$0 | \$45,645 | \$130,740 | 32.2% | \$405,806 | \$406,497 | \$335.95 | 0.0% | 0.0% | 0.0% |
| Total | 2,344 | 5,988 | \$0 | \$232,562 | \$1,302,996 | 77.7% | \$1,677,524 | \$1,626,267 | \$271.59 | 0.0% | 0.0% | 0.0% |

Dental Experience Report

ABC COMPANY

From:May 2016 Thru: Sep 2016

| Month | Contracts | Members | Earned Premium | Collected Premium | Incurred Claims | Completion Factor | Estimated Completed Incurred | Paid Claims | Paid PMPM | Paid Loss Ratio | Incurred Loss Ratio | Estimated Incurred Loss Ratio |
|----------|-----------|---------|----------------|-------------------|-----------------|-------------------|------------------------------|-------------|-----------|-----------------|---------------------|-------------------------------|
| May 2016 | 0 | 0 | \$0 | \$0 | \$0 | 0.0% | \$0 | \$0 | \$0.00 | 0.0% | 0.0% | 0.0% |
| Jun 2016 | 0 | 0 | \$0 | \$0 | \$0 | 0.0% | \$0 | \$0 | \$0.00 | 0.0% | 0.0% | 0.0% |
| Jul 2016 | 0 | 0 | \$0 | \$0 | \$0 | 0.0% | \$0 | \$0 | \$0.00 | 0.0% | 0.0% | 0.0% |
| Aug 2016 | 0 | 0 | \$0 | \$0 | \$0 | 0.0% | \$0 | \$0 | \$0.00 | 0.0% | 0.0% | 0.0% |
| Sep 2016 | 0 | 0 | \$0 | \$0 | \$0 | 0.0% | \$0 | \$0 | \$0.00 | 0.0% | 0.0% | 0.0% |
| Total | 0 | 0 | \$0 | \$0 | \$0 | 0.0% | \$0 | \$0 | \$0.00 | 0.0% | 0.0% | 0.0% |



Benefits Report

ABC COMPANY

Month: Sep 2016

| | | | | | |
|----------------------------|---------------------|----------------------------|-----------|--------------------------|--------------|
| Product: | PPO | Product ID: | H16BPSM1 | | |
| Parish: | 09-Caddo | Medical Contracts: | 468 | Dental Contracts: | 0 |
| Mental and Nervous: | SAAOI/SAAOI-ALL FAC | Maternity: | Maternity | Drug: | 15/35/60/25% |
| Deductible: | \$600 | Coinsurance: | 75% / 50% | Out of Pocket: | \$6,350 |
| Physician Copay: | \$35 | In Hosp Deductible: | None | | |

Subscriber Listing

ABC COMPANY
Month: Sep 2016

| Subscriber Name | Dental | Contract Number | DOB | Gender | Age | Class | Effective Date | ZIP | Status |
|-----------------|--------|-----------------|------------|--------|-----|--------------|----------------|-------|-------------|
| AARON, J | N | 201969270 | 2/12/1968 | Male | 48 | Sub & Family | 1/1/2016 | 75639 | Active |
| ABLE, C | N | 200918870 | 6/13/1982 | Male | 34 | Sub & Spouse | 1/1/2011 | 71118 | Active |
| ABSHER, R | N | 201800970 | 8/12/1980 | Male | 36 | Sub & Minor | 6/1/2015 | 71292 | Active |
| ADAMS, A | N | 200918770 | 7/27/1988 | Male | 28 | Sub Only | 1/1/2011 | 71006 | Active |
| ADAMS, J | N | 201388970 | 9/17/1975 | Male | 40 | Sub & Minor | 9/1/2013 | 71105 | Active |
| ADDISON, J | N | 200918770 | 1/21/1971 | Male | 45 | Sub & Spouse | 1/1/2011 | 71118 | Active |
| ALBRITTON, J | N | 201996470 | 11/14/1963 | Male | 52 | Sub & Family | 4/1/2016 | 71241 | Active |
| ALLEN, H | N | 2009189870 | 11/18/1957 | Male | 58 | Sub & Family | 1/1/2011 | 75657 | Termination |
| ALLEN, W | N | 200918870 | 9/23/1954 | Male | 61 | Sub & Spouse | 1/1/2011 | 75657 | Active |
| ALMOND, S | N | 201800820 | 9/16/1977 | Male | 38 | Sub & Spouse | 6/1/2015 | 71418 | Active |
| AMMONS, A | N | 201903245 | 7/17/1994 | Male | 22 | Sub & Spouse | 11/1/2015 | 71467 | Active |
| ANDERSON, T | N | 201085789 | 12/12/1977 | Male | 38 | Sub Only | 2/1/2012 | 71108 | Active |
| ANDREWS, M | N | 201984216 | 10/29/1987 | Male | 28 | Sub & Family | 2/1/2016 | 71203 | Active |
| ARINDER, C | N | 201804426 | 1/24/1995 | Male | 21 | Sub Only | 5/1/2015 | 71006 | Active |
| ARINDER, M | N | 201457846 | 5/16/1983 | Male | 33 | Sub & Family | 1/1/2014 | 71106 | Active |
| ARINDER, W | N | 200918215 | 12/24/1964 | Male | 51 | Sub & Spouse | 1/1/2011 | 71006 | Active |
| BAFFUTO, F | N | 200918218 | 10/28/1971 | Male | 44 | Sub & Minor | 1/1/2011 | 71111 | Active |
| BAGBY, J | N | 201366742 | 2/28/1981 | Male | 35 | Sub Only | 7/1/2013 | 71229 | Active |
| BALFE, B | N | 201480325 | 8/18/1984 | Male | 32 | Sub Only | 2/1/2014 | 71118 | Active |
| BALLARD, J | N | 200918328 | 1/29/1975 | Male | 41 | Sub & Family | 1/1/2011 | 75672 | Active |
| BANNISTER, D | N | 200918864 | 1/21/1978 | Male | 38 | Sub & Spouse | 1/1/2011 | 77065 | Active |
| BARBER, R | N | 201979897 | 3/29/1965 | Male | 51 | Sub & Family | 2/1/2016 | 71112 | Active |
| BARE, K | N | 200918281 | 7/20/1968 | Male | 48 | Sub & Spouse | 1/1/2011 | 71045 | Active |
| BARNES, D | N | 200918326 | 3/11/1982 | Male | 34 | Sub & Family | 1/1/2011 | 71037 | Active |
| BARTON, D | N | 201800284 | 10/22/1980 | Male | 35 | Sub & Family | 6/1/2015 | 71259 | Active |
| BAXTER, E | N | 201479326 | 3/28/1979 | Male | 37 | Sub & Family | 2/1/2014 | 75691 | Active |
| BEASLEY, J | N | 200918281 | 9/26/1984 | Male | 31 | Sub & Family | 1/1/2011 | 71082 | Active |
| BIBBY, M | N | 201774249 | 3/29/1975 | Male | 41 | Sub & Spouse | 1/1/2015 | 71037 | Active |
| BIERWIRTH, D | N | 200918951 | 6/19/1973 | Male | 43 | Sub & Family | 1/1/2011 | 71037 | Active |
| BISSELL, D | N | 201085953 | 6/29/1970 | Male | 46 | Sub & Spouse | 2/1/2012 | 71109 | Active |
| BISSELL, S | N | 200918357 | 12/22/1980 | Male | 35 | Sub & Family | 1/1/2011 | 71063 | Active |
| BLAYLOCK, D | N | 200918925 | 2/22/1952 | Male | 64 | Sub Only | 1/1/2011 | 71106 | Active |
| BOOKER, K | N | 201936946 | 11/29/1971 | Male | 44 | Sub Only | 1/1/2016 | 71046 | Active |
| BOUGHTON, J | N | 200918329 | 6/15/1961 | Male | 55 | Sub & Spouse | 1/1/2011 | 71046 | Active |
| BOURGEOUIS, M | N | 201792217 | 4/12/1965 | Male | 51 | Sub & Family | 5/1/2015 | 71291 | Active |
| BOWMAN, F | N | 200918892 | 4/12/1959 | Male | 57 | Sub & Family | 1/1/2011 | 71051 | Active |
| BRADFORD, J | N | 200942961 | 6/17/1990 | Male | 26 | Sub & Spouse | 2/1/2011 | 71107 | Active |

**Subgroup, Class, Bill Class/Tier**

~~AAA~~

| Subgroup | Class | Blling Class | Enrollment | | Paid Claims | | | | | |
|--------------------|---|--------------|-------------------|-----------------|-------------|-------------|-----------|----------|-----------|---------------|
| | | | Medical Contracts | Medical Members | In Patient | Out Patient | Prof | Other | PBM | Total Medical |
| May, 2016 | | | | | | | | | | |
| 5 6 7 7 CAD5 BM | | | | | | | | | | |
| | ACTIVE;GAED | | | | | | | | | |
| | Sub Only | | 133 | 133 | 0.00 | 7,566.17 | 4,629.11 | 0.00 | 6,268.68 | 18,463.96 |
| | Sub & Spouse | | 86 | 172 | 137,219.99 | 29,314.14 | 39,194.76 | 859.12 | 25,207.90 | 231,795.91 |
| | Sub & Minor | | 38 | 98 | 0.00 | 167.25 | 2,421.03 | 0.00 | 1,791.65 | 4,379.93 |
| | Sub & Family | | 189 | 741 | 0.00 | 35,393.50 | 50,789.84 | 1,022.73 | 32,727.85 | 119,933.92 |
| | Class Subtotal: | | 446 | 1,144 | 137,219.99 | 72,441.06 | 97,034.74 | 1,881.85 | 65,996.08 | 374,573.72 |
| | COBRA | | | | | | | | | |
| | Sub Only | | 5 | 5 | 0.00 | 3,673.96 | 64.86 | 0.00 | 0.00 | 3,738.82 |
| | Sub & Spouse | | 1 | 2 | 0.00 | 3,204.57 | 241.12 | 0.00 | -39.98 | 3,405.71 |
| | Sub & Family | | 2 | 7 | 0.00 | 0.00 | 10.00 | 0.00 | 278.97 | 288.97 |
| | Class Subtotal: | | 8 | 14 | 0.00 | 6,878.53 | 315.98 | 0.00 | 238.99 | 7,433.50 |
| | MEDICARE MEMBERS W/FAMILY ACTIVE COVERAGE | | | | | | | | | |
| | Sub & Spouse | | 2 | 4 | 0.00 | 1.57 | 230.48 | 0.00 | 403.51 | 635.56 |
| | Sub & Family | | 1 | 3 | 0.00 | 0.00 | 10.00 | 0.00 | 440.34 | 450.34 |
| | Class Subtotal: | | 3 | 7 | 0.00 | 1.57 | 240.48 | 0.00 | 843.85 | 1,085.90 |
| | NON MEDICARE W/FAMILY COVERAGE | | | | | | | | | |
| | Sub & Spouse | | 2 | 4 | 0.00 | 169.85 | 1,162.85 | 51.60 | 66.23 | 1,450.53 |
| | Class Subtotal: | | 2 | 4 | 0.00 | 169.85 | 1,162.85 | 51.60 | 66.23 | 1,450.53 |
| | RETIREE NO LIFE | | | | | | | | | |
| | Sub & Spouse | | 3 | 6 | 0.00 | 889.80 | 381.49 | 0.00 | 1,485.89 | 2,757.18 |
| | Class Subtotal: | | 3 | 6 | 0.00 | 889.80 | 381.49 | 0.00 | 1,485.89 | 2,757.18 |
| | RETIREE WITH LIFE - MEDICARE SPOUSE | | | | | | | | | |
| | Sub & Spouse | | 0 | 0 | 0.00 | 0.00 | -69.65 | 0.00 | 0.00 | -69.65 |
| | Class Subtotal: | | 0 | 0 | 0.00 | 0.00 | -69.65 | 0.00 | 0.00 | -69.65 |
| Subgroup Subtotal: | | | 462 | 1,175 | 137,219.99 | 80,380.81 | 99,065.89 | 1,933.45 | 68,631.04 | 387,231.18 |
| Total: | | | 462 | 1,175 | 137,219.99 | 80,380.81 | 99,065.89 | 1,933.45 | 68,631.04 | 387,231.18 |

CONFIDENTIAL AND PROPRIETARY INFORMATION. Use and dissemination of this information is controlled by a License Agreement with Blue Cross and Blue Shield of Louisiana and its subsidiary, HMO Louisiana, Inc



M E M S A C - Health Contract Count

ABC COMPANY

For Month Ending: September, 2016

MALE - 99%

| CLASS | <30 | 30 - 39 | 40 - 44 | 45 - 49 | 50 - 54 | 55 - 59 | 60 - 64 | 65+ | No DOB | Total | Avg Age |
|-------------|-----|---------|---------|---------|---------|---------|---------|-----|--------|-------|---------|
| EE Only | 54 | 36 | 9 | 6 | 11 | 9 | 7 | 1 | 0 | 133 | 36.35 |
| EE / Spouse | 14 | 14 | 4 | 9 | 11 | 14 | 23 | 1 | 0 | 90 | 48.28 |
| EE / Minor | 8 | 10 | 12 | 7 | 2 | 0 | 0 | 0 | 0 | 39 | 38.79 |
| Family | 19 | 72 | 50 | 18 | 21 | 15 | 5 | 0 | 0 | 200 | 41.57 |
| | 95 | 132 | 75 | 40 | 45 | 38 | 35 | 2 | 0 | 462 | 41.14 |

FEMALE - 1%

| CLASS | <30 | 30 - 39 | 40 - 44 | 45 - 49 | 50 - 54 | 55 - 59 | 60 - 64 | 65+ | No DOB | Total | Avg Age |
|---------|-----|---------|---------|---------|---------|---------|---------|-----|--------|-------|---------|
| EE Only | 0 | 0 | 1 | 1 | 0 | 0 | 1 | 0 | 0 | 3 | 51.00 |
| Family | 0 | 1 | 2 | 0 | 0 | 0 | 0 | 0 | 0 | 3 | 38.00 |
| | 0 | 1 | 3 | 1 | 0 | 0 | 1 | 0 | 0 | 6 | 44.50 |

TOTAL

| CLASS | <30 | 30 - 39 | 40 - 44 | 45 - 49 | 50 - 54 | 55 - 59 | 60 - 64 | 65+ | No DOB | Total | Avg Age |
|-------------|-----|---------|---------|---------|---------|---------|---------|-----|--------|-------|---------|
| EE Only | 54 | 36 | 10 | 7 | 11 | 9 | 8 | 1 | 0 | 136 | 36.68 |
| EE / Spouse | 14 | 14 | 4 | 9 | 11 | 14 | 23 | 1 | 0 | 90 | 48.28 |
| EE / Minor | 8 | 10 | 12 | 7 | 2 | 0 | 0 | 0 | 0 | 39 | 38.79 |
| Family | 19 | 73 | 52 | 18 | 21 | 15 | 5 | 0 | 0 | 203 | 41.51 |
| | 95 | 133 | 78 | 41 | 45 | 38 | 36 | 2 | 0 | 468 | 41.18 |



Enrollment / Claims Summary

Product, Bill Class/Tier, Medicare Eligibility

CONFIDENTIAL AND PROPRIETARY INFORMATION

| Product | Billing Class | Medicare Elig | Enrollment | | Paid Claims | | | | | |
|---------------------------|-------------------------|---------------|-------------------|-----------------|-------------|-------------|-----------|----------|-----------|---------------|
| | | | Medical Contracts | Medical Members | In Patient | Out Patient | Prof | Other | PBM | Total Medical |
| May, 2016 | | | | | | | | | | |
| PCare \$600 75/50 \$6,350 | | | | | | | | | | |
| | Sub Only | | | | | | | | | |
| | None | | 138 | 138 | 0.00 | 11,240.13 | 4,693.97 | 0.00 | 6,268.68 | 22,202.78 |
| | Billing Class Subtotal: | | 138 | 138 | 0.00 | 11,240.13 | 4,693.97 | 0.00 | 6,268.68 | 22,202.78 |
| | Sub & Spouse | | | | | | | | | |
| | Medicare Primary | | 3 | 3 | 0.00 | 0.00 | 0.00 | 0.00 | 0.00 | 0.00 |
| | Medicare Secondary | | 1 | 3 | 0.00 | 0.00 | 2,271.64 | 0.00 | 0.00 | 2,271.64 |
| | None | | 90 | 182 | 137,219.99 | 33,579.93 | 38,869.41 | 910.72 | 27,123.55 | 237,703.60 |
| | Billing Class Subtotal: | | 94 | 188 | 137,219.99 | 33,579.93 | 41,141.05 | 910.72 | 27,123.55 | 239,975.24 |
| | Sub & Minor | | | | | | | | | |
| | None | | 38 | 98 | 0.00 | 167.25 | 2,421.03 | 0.00 | 1,791.65 | 4,379.93 |
| | Billing Class Subtotal: | | 38 | 98 | 0.00 | 167.25 | 2,421.03 | 0.00 | 1,791.65 | 4,379.93 |
| | Sub & Family | | | | | | | | | |
| | Medicare Primary | | 1 | 1 | 0.00 | 0.00 | 0.00 | 0.00 | 0.00 | 0.00 |
| | None | | 191 | 750 | 0.00 | 35,393.50 | 50,809.84 | 1,022.73 | 33,447.16 | 120,673.23 |
| | Billing Class Subtotal: | | 192 | 751 | 0.00 | 35,393.50 | 50,809.84 | 1,022.73 | 33,447.16 | 120,673.23 |
| Product Subtotal: | | | 462 | 1,175 | 137,219.99 | 80,380.81 | 99,065.89 | 1,933.45 | 68,631.04 | 387,231.18 |
| Total: | | | 462 | 1,175 | 137,219.99 | 80,380.81 | 99,065.89 | 1,933.45 | 68,631.04 | 387,231.18 |
| June, 2016 | | | | | | | | | | |
| PCare \$600 75/50 \$6,350 | | | | | | | | | | |
| | Sub Only | | | | | | | | | |
| | None | | 144 | 144 | 0.00 | 1,267.67 | 6,896.02 | 42.85 | 8,612.08 | 16,818.62 |
| | Billing Class Subtotal: | | 144 | 144 | 0.00 | 1,267.67 | 6,896.02 | 42.85 | 8,612.08 | 16,818.62 |
| | Sub & Spouse | | | | | | | | | |
| | Medicare Primary | | 3 | 3 | 0.00 | 0.00 | 119.28 | 0.00 | 2.58 | 121.86 |
| | Medicare Secondary | | 1 | 3 | 0.00 | 423.61 | 270.57 | 0.00 | 0.00 | 694.18 |
| | None | | 91 | 184 | 17,125.96 | 17,459.19 | 16,523.06 | 2,020.01 | 22,434.93 | 75,563.15 |
| | Billing Class Subtotal: | | 95 | 190 | 17,125.96 | 17,882.80 | 16,912.91 | 2,020.01 | 22,437.51 | 76,379.19 |
| | Sub & Minor | | | | | | | | | |
| | None | | 39 | 101 | 0.00 | 397.92 | 4,025.98 | 0.00 | 4,044.79 | 8,468.69 |
| | Billing Class Subtotal: | | 39 | 101 | 0.00 | 397.92 | 4,025.98 | 0.00 | 4,044.79 | 8,468.69 |
| | Sub & Family | | | | | | | | | |
| | Medicare Primary | | 1 | 1 | 0.00 | 0.00 | 0.00 | 0.00 | 0.00 | 0.00 |
| | None | | 193 | 756 | 31,979.95 | 13,648.00 | 44,331.30 | 4,133.81 | 32,324.86 | 126,417.92 |
| | Billing Class Subtotal: | | 194 | 757 | 31,979.95 | 13,648.00 | 44,331.30 | 4,133.81 | 32,324.86 | 126,417.92 |
| Product Subtotal: | | | 472 | 1,192 | 49,105.91 | 33,196.39 | 72,166.21 | 6,196.67 | 67,419.24 | 228,084.42 |
| Total: | | | 472 | 1,192 | 49,105.91 | 33,196.39 | 72,166.21 | 6,196.67 | 67,419.24 | 228,084.42 |

