



CENTRALBIDDING
FROM CENTRAL AUCTION HOUSE

5000144185 Labor, Materials, Equipment, Transportation and all Other Incidentals Necessary to Provide a Five (5) Year Contract for Termite Treatment at Various Jefferson Parish Facilities for Department of General Services.
Jefferson Parish Government

Project documents obtained from www.CentralBidding.com

02-Jan-2024 12:37:23 PM



Bid Number 50-00144185

Labor, Materials, Equipment, Transportation and all Other Incidentals Necessary to Provide a Five (5) Year Contract for Termite Treatment at Various Jefferson Parish Facilities for Department of General Services.

BID DUE: January 18, 2024 AT 2:00 PM

ATTENTION VENDORS!!!

Please review all pages and respond accordingly, complying with all provisions in the technical specifications and Jefferson Parish Instructions for Bidders and General Terms and Conditions. All bids must be received on the Purchasing Department's eProcurement site, www.jeffparishbids.net, by the bid due date and time. Late bids will not be accepted.

**Jefferson Parish Purchasing Department
200 Derbigny Street
General Government Building, Suite 4400
Gretna, LA 70053
Donna Reamey
Email: Dreamey@jeffparish.net
Phone: 504-364-2684**

Provide a Five (5) Year Contract for Termite Treatment

Section 1.0 – Site Visit:

All prospective bidders can schedule a site visit through Chris Frazier with the Department of General Services at (504)364-2675 between 8:00 a.m. to 4:00 p.m. Monday Thru Friday or by contacting the person listed for each location in Section 6.0 of the specifications.

Section 2.0 – Scope:

We extend this proposal to provide labor, materials, equipment, transportation, and all other incidentals necessary to provide a five (5) year contract for termite treatment for various Jefferson Parish Facilities Parish Wide.

Section 3.0 – License Requirements:

A copy of the front and, if applicable, a copy of the back of all licenses and endorsements listed below shall be submitted with bid submission. Please submit this information with the bid submission to ensure the bid is responsive.

3.1 Licenses issued by the Louisiana State Department of Agriculture and Forestry:

- Structural Place of Business Permit
- Structural Pest Control License
- Structural Registration Certification Card for each employee
- Termite Control LP3 License

Note:

An updated copy of each license listed above shall be provided to the Jefferson Parish Department of General Services every July during the contract period. Provide this information to avoid the cancelation of the contract.

Section 4.0 –Bonds:

- **Surety Bond:** An Electronic bid bond will be required with bid submission in the amount of 5% of the total bid. The vendor shall indicate the electronic bid bond number in the location specified on the electronic bid envelope. No scanned paper copies of any bid bond will be accepted as part of the electronic bid submission.
- **Performance Bond:** A Performance Bond in the amount of 50% of the total contract price will be required. The performance bond shall be produced upon contract execution.

Section 5.0 – Quantities/Inspection:

Bidders must inspect the site and perform their measurements to determine the proper quantity of materials and equipment required to complete this project. All measurements given in these specifications are for informational purposes only.

Bid Specifications for Bid No. 50-00144185

Section 6.0 – Locations:

Building Name	Location	Contact Person and Number
General Government Building and Rotunda	200 Derbigny Street Gretna, LA, 70053	Tim Hoskins (504)364-3470
Thomas F. Donelon Building	200 Derbigny Street Gretna, LA, 70053	Tim Hoskins (504)364-3470
District Attorney's Office	200 Derbigny Street Gretna, LA, 70053	Tim Hoskins (504)364-3470
Central Plant	960 1 st Street Gretna, LA, 70053	Tim Hoskins (504)364-3470
Second Parish Court House	100 Huey P. Long Avenue Gretna, LA, 70053	Tim Hoskins (504)364-3470
Parking Garage	300 Derbigny Street Gretna, LA, 70053	Tim Hoskins (504)364-3470
Emergency Operation and Communication Center	910 3rd Street Gretna, LA, 70053	Jay Dugas (504)349-5360
Clerk of Court – Record's Building	1128 4th Street Gretna, LA, 70053	Pat Bode (504)364-3469
Old Inspection and Code Enforcement	400 Maple Street Harvey, LA, 70058	Pat Bode (504)364-3469
C.A.C. Building	128 Wright Avenue Gretna, LA 70053	Pat Bode (504)364-3469
Salvador A. Liberto Building	200 Huey P. Long Avenue Gretna, LA, 70053	Tim Hoskins (504)364-3470
Charles B. Odom Building	5001 West Bank Expressway Marrero, LA, 70072	Pat Bode (504)364-3469
West Bank Health Unit	1855 Ames Blvd. Marrero, LA, 70072	Pat Bode (504)364-3469
Marrero Harvey Senior Center	4420 Seventh Street Marrero, LA, 70072	Pat Bode (504)364-3469
Surplus Property	920 David Drive Metairie, LA, 70003	Dale Esteves (504)736-8485
Jefferson Parish Correctional Center	100 Dolhonde Street Gretna, LA, 70053	Pat Bode (504)364-3469
Bridge City Senior Center	1601 Bridge City Avenue Bridge City, LA, 70094	Tom Lawson (504)736-6046
Joseph S. Yenni Building	1221 Elmwood Park Blvd. Jefferson, LA, 70123	Tom Lawson (504)736-6046
First Parish Court	924 David Drive Metairie, LA, 70003	Tom Lawson (504)736-6046
Juvenile Services Causeway Building	3420 N. Causeway Blvd. Metairie, LA, 70001	Tom Lawson (504)736-6046
Jefferson Senior Center	4518 Jefferson Hwy. Jefferson, LA, 70121	Tom Lawson (504)736-6046
Metairie Senior Center	265 N. Causeway Blvd. Metairie, LA, 70001	Tom Lawson (504)736-6046

Bid Specifications for Bid No. 50-00144185

Section 6.0 – Locations: Continued

Building Name	Location	Contact Person and Number
East Bank Health Unit	111 N. Causeway Blvd. Metairie, LA, 70001	Tom Lawson (504)736-6046
Jefferson Performing Arts Center	6400 Airline Drive Metairie, LA 70003	Tom Lawson (504)736-6046
Local History Museum	519 Huey P. Long Avenue Gretna, LA 70053	Tim Hoskins (504)364-3470
Hope Haven Property Feingold Center	1140 Barataria Blvd. Marrero, LA 70072	Pat Bode (504)364-3469
Hope Haven Property St. Pat's Cottage	1116 Barataria Blvd. Marrero, LA 70072	Pat Bode (504)364-3469
Hope Haven Property St. Joe's Cottage	1116 Barataria Blvd. Marrero, LA 70072	Pat Bode (504)364-3469
Bonnabel Pump Station Resident House	1439 Beverly Garden Drive Metairie, LA 70002	Jamal Singleton (504)349-5037
Harahan Pump Station Resident House	1200 Generes Drive Harahan, LA 70123	Jamal Singleton (504) 349-5037
Suburban Pump Station Resident House	4205 Avron Blvd. Metairie, LA 70006	Jamal Singleton (504) 349-5037
Ames Pump Station Resident House	3068 Mt. Kennedy Drive Marrero, LA 70072	Jamal Singleton (504)349-5039
Bayou Segnette Pump Station Resident House	1008 Drake Avenue Marrero, LA 70072	Jamal Singleton (504)349-5037
Westbank Bus Operations Facility	90 1 st Street Gretna, LA 70053	Joanna Miller (504)364-3452
Wilty Bus Terminal	1200 Van Trump Gretna, LA 70053	Joanna Miller (504)364-3452
Walker Town Bus Terminal	5800 Westbank Expressway Marrero, LA 70072	Joanna Miller (504)364-3452
Jefferson Parish Transit Administration	21 Westbank Expressway Gretna, LA 70053	Joanna Miller (504)364-3452
Jefferson Protection & Animal Welfare Services – Westbank Location	2701 Lapalco Blvd. Harvey, LA 70058	Kenneth Jamison (504)349-5111

Section 7.0 – Submittals:

If the bidder intends to provide materials equal to or better than the owner-specified materials, the following shall be provided with the bid submission. Provide the requested information with your bid to ensure the bid is deemed responsive.

- Manufacturer's catalog data
- Detail sheets
- Specifications of product
- List of chemicals being used on each site
- Safety Data Sheet (SDS) for all chemicals

Section 8.0 – Bid Specifications:

The following work shall be performed at each location listed in section 6.0 of these specifications:

- Provide a treatment plan for each building.
- The treatment plan shall be in accordance with all rules and regulations set forth by the Louisiana Department of Agriculture and Forestry Department and the Structural Pest Control Commission.
- The completed treatment plan shall be submitted to requesting department thirty days after the contract is executed.
- First year of the contract shall include the initial termite treatment, consisting of trenching and chemical treatment around the entire perimeter of all buildings listed in section 6.0 and termite treatment on an as-needed basis at each location.
- Second through the Fifth year of the contract shall include an annual inspection and termite treatment on an as-needed basis at no additional cost to Jefferson Parish for all locations listed in section 6.0.
- During each visit, the successful bidder or his designee shall sign in and out (if applicable) on a parish-provided logbook located at each facility. The location of each logbook will be provided at the Pre-Construction Meeting.
- A Jefferson Parish Termite Inspection/Re-Treatment Report shall be completed at each visit. See Attachment "A" for the Jefferson Parish Termite Inspection/Re-Treatment Report.
- Within ten (10) days of the completion of each visit, a copy of the Jefferson Parish Termite Inspection/Re-Treatment Report shall be sent to the requesting department.

Section 9.0 – Minimum Treatment Requirements:

A. REQUIREMENTS FOR TRENCH AND TREAT

1. All trenches must be approximately four inches (4") wide at the top, angled toward the foundation, and sufficiently deep (about 6") to permit the application of the required chemical. Apply the emulsion into the trench at the rate and manner prescribed on the label and labeling. Rodding will be acceptable only when trenching will damage flowers and shrubs.

B. TREATMENT OF EXISTING PIER-TYPE CONSTRUCTION

1. Access Openings

- a. Provide suitable access openings to all crawl-space areas and all other areas requiring inspection and treatment for termites.
- b. A minimum clearance of six inches (6") from the bottom of the sill.

2. Required Clean-Up

- a. Remove all cellulose-bearing debris, such as scrap wood, wood chips, paper, etc., from underneath buildings.
- b. Trench, rod, and treat any large stumps or roots that are too sound to be removed, provided such stumps or roots are at least 12 inches (12") from the foundation timbers. Stumps or roots located less than twelve inches (12") from foundation timbers must be cut off to provide at least twelve inches (12") clearance.
- c. Remove all form boards that are not embedded in concrete.

Section 9.0 – Minimum Treatment Requirements: Continued

3. Skirting and Lattice-work

- a. All cellulose skirting and latticework must be trenched under and treated. The trench must be four inches (4") wide at the top and angled toward the concrete walkways.

4. Stucco

- a. Where stucco extends to or below grade, dig trenches below and under the edge of the plaster and apply chemicals as required by label and labeling.
- b. Where ground slabs prevent treatment as required in subparagraph (a) above, drill and treat the slab as required by label and labeling. The holes must be no more than twelve inches (12") apart where the slab is drilled.

5. Masonry

Apply chemical to all porous areas, cracks, and accessible voids in foundation walls, piers, chimneys, steps, buttresses, etc., as follows:

- a. Treat all cracks in concrete.
- b. Drill holes in every 2nd mortar joint in all two-course brick foundations (piers, foundation walls, steps, buttresses, etc.), and thoroughly treat wall voids. L-shaped and T-shaped ports must be drilled a minimum of three times with hole spacing no more than eight inches (8") apart. Holes must be deep enough to reach the center mortar joint, and chemicals must be applied under sufficient time and pressure to treat all cracks and voids. Drilling is not required when solid concrete footing extends above ground level or when the wall is capped with solid concrete.
- c. Drill holes in mortar joints of all three-course brick foundation walls at the end of every 2nd brick to the depth of the end of the 2nd brick. Apply chemicals under sufficient time and pressure to treat all cracks and voids.
- d. Drill holes into each compartment of each block of hollow concrete (or another lightweight aggregate) blocks and apply chemicals into the openings at a rate sufficient to treat the area of the bottom of each block. On T-shaped or L-shaped piers, the connecting mortar joints (crotches) must be drilled and treated. Drilling is not required if the opening in the block is accessible.

6. Ground Treatment

- a. Trench around each pier and foundation of the structure being treated.
- b. All trenches must be approximately four inches (4") wide at the top, angled toward the foundation, and sufficiently deep (about 6") to permit the application of the required chemical. Apply the emulsion into the trench at the rate and manner prescribed on the label and labeling. Rodding will be acceptable where trenching may damage flowers and shrubs. The maximum distance between rod holes shall be four inches (4").

Section 9.0 – Minimum Treatment Requirements: Continued

C. TREATMENT OF EXISTING SLAB-TYPE CONSTRUCTION

1. Ground Treatment
 - a. Trench around the entire structure perimeter being treated adjacent to the foundation wall.
 - b. All trenches must be approximately four inches (4") wide at the top, angled toward the foundation, and sufficiently deep (about 6") to permit the application of the required chemical. Apply the emulsion into the trench at the rate and manner prescribed on the label and labeling. Rodding may be acceptable where trenching will damage flowers and shrubs, with prior approval from the Property Manager of General Services. The maximum distance between rod holds shall be four inches (4").

D. SPOT TREATMENT

1. Spot treatment shall not be done on pier-type or slab construction except where a waiver of minimum specifications has been obtained from the property owner. All buildings that cannot be treated according to minimum specifications must have a waiver of the listed item or items signed by the owner before the treatment.
2. Treatment will be allowed for any additions to the main structure or exterior slab enclosures, and a fee shall be paid and a contract issued on this addition unless the main structure is under contract with the vendor performing the treatment on this addition.
3. Each spot treatment reported on the Wood-Destroying Insect Eradication Report must include a waiver of minimum specifications and a complete diagram of the area(s) treated.

E. INFESTED PROPERTIES

1. If a property is infested with termites, the bidder shall re-treat the property within 14 days after receipt of notification from the owner, at no additional cost.
2. When the bidder completes the re-treatment, he must notify the Property Manager of General Services and provide a termite inspection and re-treatment report. See Attachment "A"

F. RESPONSIBILITY OF THE BIDDER, THE PROPERTY OWNER, AND THE COMMISSION

1. The bidder should immediately bring to the property owner's attention the presence of any visible insect damage found in portions of the building that are accessible for inspection.
2. The bidder must provide for air space on the water hose used in supplying water to the chemical tank.

Section 9.0 – Minimum Treatment Requirements: Continued

G. For Above and Below Ground Bait System Treatment

1. The bidder shall use Isophor Termite Bait System or owner reviewed and approved equal.
2. Ground bait stations shall be placed 10 to 15 feet apart.
3. Bidder shall be responsible for the labor to install new bidder-supplied ground Isophor bait stations.
4. Above-ground bait stations shall be placed in buildings where termites are active.
5. Bidder shall supply and install new wooden interceptors in each bait station as needed.
6. Bidder shall supply and install Diflubenzuron 600G (or owner-reviewed and approved equal) bait into below-ground bait stations after active termites are found.
7. Bidder shall monitor above and below-ground bait stations every month until termites are no longer active.

Section 10.0– Working Hours:

Unless otherwise specified, the work to be performed shall be scheduled during normal working hours (8:00 a.m. – 4:00 p.m.).

Section 11.0 – Invoicing:

The Successful bidder shall submit an individual invoice for each location serviced under this contract to the requesting department. Department contact name, office phone numbers and address will be provided at the issuance of the “Notice to Proceed”.

Section 12.0 – Existing Structure:

Should any cutting, patching, alteration, addition, or repairs to an existing structure, wall, floor, ceiling, or part of the building be required of this project, the contractor shall restore the alteration to its original condition, with the same type material, finish, and workmanship.

Section 13.0 – Cleaning Area and Safety:

The job site must be clean and free of all litter and debris daily and upon contract completion. Passageways must always be kept clean and free of material, equipment, and debris. Inflammable material must be removed from the job site daily because storage will not be permitted on the premises. Precautions must be exercised at all times to safeguard the welfare and safety of the general public, employees of Jefferson Parish, and other Parish officials. Precautions must be exercised to safeguard and protect all parish, public and private properties from damage. Any damages incurred shall remain the sole responsibility of the contractor.

Section 14.0 – Permits:

The bidder shall obtain any permits required by the Jefferson Parish Department of Inspection and Code Enforcement and the City of Gretna (if applicable). The bidder shall also be responsible for the payment of these permits. All permits must be obtained before the start of the project.

Section 15.0 – Start of Work Conference and Notice to Order Materials and Notice to Proceed:

- A “Start of Work Conference” shall be held between the successful bidder and the owner before any work commences.
- No Materials shall be ordered until the successful bidder receives a written “Notice to Order Materials” from the Department of General Services.
- No work shall be performed until the successful bidder receives a written “Notice to Proceed” to begin work from the Department of General Services.

Attachment "A"

Department of General Services

Termite/Re-Treatment Form

Building Name: _____ Date: _____

Building Address: _____ Date of Initial Treatment: _____

1. A careful visual inspection of the readily accessible areas of this property was performed today

____ A. No visible evidence of an active wood destroying insect infestation was found.

____ B. Visible Evidence of an active wood destroying insect infestation was found.

2. If visible evidence of an active wood destroying infestation

____ 1. Proper control measures were performed.

____ 2. No control measures were performed. We need to discuss necessary treatment immediately.

3. Building was re-treated for: _____

4. Name of product used: _____

5. Volume of application: _____

6. Location of current infestation: _____

7. Signs of infestation (Swarms, Tunnels, etc.): _____

8. Problems conducive to infestation: _____

Representative Signature: _____ Date: _____

Technician Signature: _____ Date: _____

Bid Bond

An Electronic Bid Bond must be submitted with this bid, through one of the respective clearing houses at www.jeffparish.net or www.centralbidding.com. To access the bonding companies on Central Bidding, hover over the “Central Bidding” link at the top of the page and select the “Bid Bonds” link.

The electronic bid bond number is to be placed in the required section listed on the standard envelope. Scanned copies of bid bonds will not be accepted with your submission.

\$41.6 Billion

38,136 Bid Opportunities

18,123 Vendors

568 Agencies

Browse Thousands of Public Bids today!

Central Bidding, founded in 2007, is one of the largest providers of electronic bidding services to public and private buying entities. Vendors have trusted Central Bidding to securely deliver more than \$31.2 Billion worth of electronic bids for more than 450 buying entities since their founding. Central Bidding works under exclusive contract with each of these buying entities and in each instance Central Bidding is the only official electronic location to receive the bid documents, the automated updates and allowance of electronic bids.

[Learn More >](#)

<https://www.centralauctionhouse.com/central-bidding/bid-bonds>

DATE: 12/20/2023
BID NO.: 50-00144185

INVITATION TO BID
THIS IS NOT AN ORDER

Page: 1

JEFFERSON PARISH

PURCHASING DEPARTMENT
P.O. BOX 9
GRETNA, LA. 70054-0009
504-364-2678

PURCHASING SPECIALIST:
DREAMEY@jeffparish.net

BIDS WILL BE RECEIVED ONLINE VIA WWW.JEFFPARISHBIDS.NET UNTIL 2:00 PM, 1/18/2024 AND PUBLICLY OPENED THEREAFTER IN THE WEST BANK PURCHASING DEPT, SUITE 4400, JEFFERSON PARISH GENERAL GOVERNMENT BUILDING, 200 DERBIGNY STREET, GRETNA, LA 70053. At no charge, bidders are to submit via Jefferson Parish's electronic procurement page by visiting www.jeffparishbids.net to register for this free site. Additional instructions are included in the text box highlighting electronic procurement.

LATE BIDS WILL NOT BE ACCEPTED

NOTE: ONLY BIDS WRITTEN IN INK OR TYPEWRITTEN, AND PROPERLY SIGNED BY A MEMBER OF THE FIRM OR AUTHORIZED REPRESENTATIVE, WILL BE ACCEPTED. PENCIL AND/OR PHOTOSTATIC FIGURES OR SIGNATURES SHALL RESULT IN BID REJECTION. HOWEVER, ELECTRONIC SIGNATURES AS DEFINED IN LSA - R.S. 9:2620(8) ARE ACCEPTABLE. SIGNATURE MUST BE A SECURED DIGITAL SIGNATURE.

INSTRUCTIONS FOR BIDDERS AND GENERAL CONDITIONS
THE FOLLOWING INSTRUCTIONS APPLY TO ALL BIDS

All bids submitted are subject to these instructions and general conditions and any special conditions and specifications contained herein, all of which are made part of this bid proposal reference. By submitting a bid, vendor agrees to comply with all provisions of Louisiana Law as well be in compliance with the Jefferson Parish Code of Ordinances, Louisiana Code of Ethics, applicable Jefferson Parish ethical standards and Jefferson Parish Resolution No. 136353 and/or Resolution No. 141125 as amended.

Jefferson Parish adheres to the Louisiana Code of Governmental Ethics, contained in Louisiana Revised Statutes Annotated, R.S. 42:1101, et seq. Vendor/Proposer by this submission, warrants that there are no "conflicts of interest" related to this procurement that would violate applicable Louisiana Law. Violation of the Louisiana Code of Governmental Ethics may result in rescission of contract, permit or licenses, and the imposition of fines and/or penalties, without contractual liability to the public in accordance with applicable law.

All vendors submitting bids should register as a Jefferson Parish vendor if not already yet registered. Registration forms may be downloaded from <http://purchasing.jeffparish.net> and by clicking on Vendor Information. Current W-9 forms with respective Tax Identification numbers and vendor applications may be submitted at any time; however, if your company is not registered and/or a current W-9 form is not on file, vendor registration is mandatory. Vendors may experience a delay in payment if your company is not a registered vendor with Jefferson Parish.

All quotations shall be based on F.O.B. Agency warehouse or job site, anywhere within the Parish as designated by the Purchasing Department. This provision does not apply to public works projects

JEFFERSON PARISH requires all products to be new (current) and all work must be performed according to standard practices for the project. Unless otherwise specified, no aftermarket parts will be accepted. Unless otherwise specified, all workmanship and materials must have at least one (1) year guaranty, in writing, from the date of delivery and/or acceptance of the project. Any deviations or alterations from the specifications must be indicated and/or supporting documentation supplied with bid submission.

Bidders should submit all questions in writing via email to the Purchasing Specialist's email address as indicated above, no later than Five (5) working days prior to the bid opening. Bid numbers should be mentioned in all requests. If submitting online, vendors may send questions via the E-Procurement site no later than Five (5) working days prior to the bid opening.

If this bid requires a pre-bid conference (see Additional Requirements section), bidders are advised that such conference will be held to allow bidders the opportunity to identify any discrepancies in the bid specifications and seek further clarification regarding instructions. The Purchasing Department will issue a written response to bidders' questions in the form of an Addendum. Please note that all official communication will be expressed in the form of an addendum.

All formal Addenda require written acknowledgement on the bid form by the bidder. Failure to acknowledge any Addendum on the bid form shall cause the bid to be rejected. JEFFERSON PARISH reserves the right to award bid to next lowest responsive and responsible bidder in this event.

JEFFERSON PARISH will accept one price for each item unless otherwise indicated. Two or more prices for one item will result in bid rejection. Bidders are required to complete, sign and return the bid form and/or complete and return the associated line item pricing forms as indicated. Vendors must not alter the bid forms. Doing so will cause the bid to be rejected.

A corporate resolution or written evidence of the individual signing the bid having such authority must be submitted with the bid. Failure to comply will cause bid to be rejected. For corporate entities, such written evidence may be a printout of the Louisiana Secretary of State's website listing the signatory as an officer. Such printout shall be included with the bid submission. Bids submitted by Owners or Sole Proprietorships must include certification that he or she owns the entity for which the bid is signed. This documentation must be submitted with the bid. Failure to do so will result in bid rejection.

NOTE: A sample corporate resolution can be downloaded from our website <http://purchasing.jeffparish.net> or you may provide your own document. A sample certification of sole proprietorship can also be downloaded from our website <http://purchasing.jeffparish.net> or you may provide your own document.

INSTRUCTIONS FOR BIDDERS AND GENERAL CONDITIONS

A. AWARD OF CONTRACT: JEFFERSON PARISH reserves the right to award contracts or place orders on a lump sum or individual item basis, or such combination, as shall in its judgment be in the best interest of JEFFERSON PARISH. Every contract or order shall be awarded to the LOWEST RESPONSIVE and RESPONSIBLE BIDDER, taking into consideration the CONFORMITY WITH THE SPECIFICATIONS and the DELIVERY AND/OR COMPLETION DATE. SPLIT AWARDS MADE TO SEVERAL VENDORS WILL ONLY BE GRANTED TO THOSE DEEMED RESPONSIVE AND RESPONSIBLE.

All bid prices shall remain valid for 45 days. Jefferson Parish and the lowest responsive and responsible bidder(s) by mutual written consent may mutually agree to extend the deadline for award by one (1) or more extensions of thirty (30) calendar days.

PROTESTS: Only those vendors that submit bids in response to this solicitation may protest any element of the procurement, in writing to the Director of the Purchasing Department. Written protest must be received within 48 hours of the release of the bid tabulation by the Purchasing Department. After consultation, the Parish Attorney's Office will then respond to protests in writing. (For more information, please see Chapter 2, Article VII, Division 2, Sec. 2-914.1 of the Jefferson Parish Code of Ordinances.)

PREFERENCE: Unless federal funding is directly spent by Jefferson Parish for this purchase, preference is hereby given to materials, supplies, and provisions produced, manufactured or grown in Louisiana, quality being equal to articles offered by competitors outside the state. "LSA – R.S. 38:2251-2261"

B. USE OF BRAND NAMES AND STOCK NUMBERS: Where brand names and stock numbers are specified, it is for the purpose of establishing certain minimum standards of quality. Bids may be submitted for products of equal quality, provided brand names and stock numbers are specified. Complete product data may be required prior to award.

C. CANCELLATION OF CONTRACT: JEFFERSON PARISH reserves the right to cancel all or any part if not shipped promptly. No charges will be allowed for parking or cartage unless specified in quotation. The order must not be filled at a higher price than quoted. JEFFERSON PARISH reserves the right to cancel any contract at anytime and for any reason by issuing a THIRTY (30) day written notice to the contractor.

For good cause and as consideration for executing a contract with Jefferson Parish, vendor conveys, sells, assigns and transfers to Jefferson Parish or its assigns all rights, title and interest in and to all causes of action it may now or hereafter acquire under the antitrust laws of the United States and the State of Louisiana, relating to the particular good or services purchased or acquired by Jefferson Parish.

D. PRICES: Jefferson Parish is exempt from paying sales tax under LSA-R.S. 47:301 (8)(c). All prices for purchases by Jefferson Parish of supplies and materials shall be quoted in the unit of measure specified and unless otherwise specified, shall be exclusive of state and local taxes. The price quoted for work shall be stated in figures. In the event there is a difference in unit prices and totals, the unit price shall prevail.

Quantities listed are for bidding purposes only. Actual requirements may be more or less than quantities listed.

Bidders are not to exclude from participation in, deny the benefits of, or subject to discrimination under any program or activity, any person in the United States on the grounds of race, color, national origin, or sex; nor discriminate on the basis of age under the Age Discrimination Act of 1975, or with respect to an otherwise qualified handicapped individual as provided in Section 504 of the Rehabilitation Act of 1973, or on the basis of religion, except that any exemption from such prohibition against discrimination on the basis of religion as provided in the Civil Rights Act of 1964, or Title VI and VII of the Act of April 11, 1968, shall also apply. This assurance includes compliance with the administrative requirements of the Revenue Sharing final handicapped discrimination provisions contained in Section 51.55 (c), (d), (e), and (k)(5) of the Regulations. New construction or renovation projects must comply with Section 504 of the 1973 Rehabilitation Act, as amended, in accordance with the American National Standard Institute's specifications (ANSI A17.1-1961).

INSTRUCTIONS FOR BIDDERS AND GENERAL CONDITIONS

Jefferson Parish and its partners as the recipients of federal funds are fully committed to awarding a contract(s) to firm(s) that will provide high quality services and that are dedicated to diversity and to containing costs. Thus, Jefferson Parish strongly encourages the involvement of minority and/or woman-owned business enterprises (DBE's, including MBE's, WBE's and SBE's) to stimulate participation in procurement and assistance programs.

The purpose and intention of this invitation to bid is to afford all suppliers an equal opportunity to bid on all construction, maintenance, repair, operating supplies and/or equipment listed in this bid proposal. JEFFERSON PARISH WILL ACCEPT ONE BID ONLY FROM EACH VENDOR. Items bid must meet specifications.

Advertised bids will be tabulated and a copy of the tabulation will be forwarded to each responding bidder.

IN ACCORDANCE WITH STATE REGULATIONS JEFFERSON PARISH OFFERS ELECTRONIC PROCUREMENT TO ALL VENDORS

This electronic procurement system allows vendors the convenience of reviewing and submitting bids online. This is a secure site and authorized personnel have limited read access only. Bidders are to submit electronically using this free service; while the website accepts various file types, one single PDF file containing all appropriate and required bid documents is preferred. Bidders submitting uploaded images of bid responses are solely responsible for clarity. If uploaded images/documents are not legible, then bidder's submission will be rejected. Please note all requirements contained in this bid package for electronic bid submission.

Please visit our E-Procurement Page at www.jeffparishbids.net to register and view Jefferson Parish solicitations. For more information, please visit the Purchasing Department page at <http://purchasing.jeffparish.net>.

The general specifications for construction projects and the purchase of materials, services and/or supplies are those adopted by the JEFFERSON PARISH Council by Resolution No. 136353 or 141125 as amended. The general conditions adopted by this resolution shall be considered as much a part of this document as if they were written wholly herein. A copy may be obtained from the Office of the Parish Clerk, Suite 6700, Jefferson Parish General Government Building, 200 Derbigny Street, Gretna, LA 70053. You may also obtain a copy by visiting the Purchasing Department webpage at <http://purchasing.jeffparish.net> and clicking on Online Forms.

ADDITIONAL REQUIREMENTS FOR THIS BID

PLEASE MATCH THE NUMBERS PRINTED IN THIS BOX WITH THE
CORRESPONDING INSTRUCTIONS BELOW.

3,5,6,8,10,11,12,13,15

1. All bidders must attend the MANDATORY pre-bid conference and will be required to sign in and out as evidence of attendance. In accordance with LSA R.S. 38:2212(l), all prospective bidders shall be present at the beginning of the MANDATORY pre-bid conference and shall remain in attendance for the duration of the conference. Any prospective bidder who fails to attend the conference or remain for the duration shall be prohibited from submitting a bid for the project.
2. Attendance to this pre-bid conference is optional. However, failure to attend the pre-bid conference shall not relieve the bidder of responsibility for information discussed at the conference. Furthermore, failure to attend the pre-bid conference and inspection does not relieve the successful bidder from the necessity of furnishing materials or performing any work that may be required to complete the work in accordance with the specification with no additional cost to the owner.
3. Contractor must hold current applicable JEFFERSON PARISH licenses with the Department of Inspection and Code Enforcement. Contractor shall obtain any and all permits required by the JEFFERSON PARISH Department of Inspection and Code Enforcement. The contractor shall be responsible for the payment of these permits. All permits must be obtained prior to the start of the project. Contractor must also hold any and all applicable Federal and State licenses. Contractor shall be responsible for the payment of these permits and shall obtain them prior to the start of the project.

INSTRUCTIONS FOR BIDDERS AND GENERAL CONDITIONS

4. A LA State Contractor's License will be required in accordance with LSA R.S. 37-2150 et. seq. and such license number will be shown on the outside of the bid electronic envelope. Failure to comply will cause the bid to be rejected. When submitting the bid electronically, the license number must be entered in the appropriate field in the electronic procurement system. Failure to comply will cause the bid to be rejected.
5. It is the bidder's responsibility to visit the job site and evaluate the job before submitting a bid.
6. Job site must be clean and free of all litter and debris daily and upon completion of the contract. Passageways must be kept clean and free of material, equipment, and debris at all times. Flammable material must be removed from the job site daily because storage will not be permitted on the premises. Precaution must be exercised at all times to safeguard the welfare of JEFFERSON PARISH and the general public.
7. PUBLIC WORKS BIDS: All awards for public works in excess of \$5,000.00 will be reduced to a formal contract which shall be recorded at the contractor's expense with the Clerk of Court and Ex-Officio Recorder of Mortgages for the Parish of Jefferson. A price list of recordation costs may be obtained from the Clerk of Court and Ex-Officio Recorder of Mortgages for the Parish of Jefferson. All awards in excess of \$25,000.00 will require both a performance and a payment bond. Unless otherwise stated in the bid specifications, the performance bond requirements shall be 100% of the contract price. Unless otherwise state in the bid specifications, the payment bond requirements shall be 100% of the contract price. Both bonds shall be supplied at the signing of the contract.
8. NON-PUBLIC WORKS BIDS: A performance bond will be required for this bid. The amount of the bond will be 100% of the contract price unless otherwise indicated in the specifications. The performance bond shall be supplied at the signing of the contract.
9. NON-PUBLIC WORKS BIDS: A payment bond will be required for this bid. The amount of the bond will be 100% of the contract price unless otherwise indicated in the specifications. The payment bond shall be supplied at the signing of the contract.
10. All bidders must comply with the requirements stated in the attached "Standard Insurance Requirements" sheet attached to this bid solicitation. Failure to comply with this instruction will result in bid rejection.
11. A bid bond will be required with bid submission in the amount of 5% of the total bid, unless otherwise stated in the bid specifications. All sureties must be in original format (no copies) When submitting a bid online, vendors must submit an electronic bid bond through the respective online clearinghouse bond management system(s) as indicated in the electronic bid solicitation on Central Auction House. No scanned paper copies of any bid bond will be accepted as part of the electronic bid submission.
12. This is a requirements contract to be provided on an as needed basis. JEFFERSON PARISH makes no representations on warranties with regard to minimum guaranteed quantities unless otherwise stated in the bid specifications.
13. Freight charges should be included in total cost when quoting. If not quoted FOB DELIVERED, freight must be quoted as a separate item. Bid may be rejected if not quoted FOB DELIVERED or if freight charges are not indicated on bid form.
14. PUBLIC WORKS BIDS - Completed, Signed and Properly Notarized Affidavits Required; This applies to all solicitations for construction, alteration or demolition of public buildings or projects, in conformity with the provisions contained in LSA-RS 38:2212.9, LSA-RS 38:2212.10, LSA-RS 38:2224, and Sec 2-923.1 of the Jefferson Parish Code of Ordinances. For bidding purposes, all bidders must submit with bid submission COMPLETED, SIGNED and PROPERLY NOTARIZED Affidavits, including: Non-Conviction Affidavit, Non-Collusion Affidavit, Campaign Contribution Affidavit, Debt Disclosures Affidavit and E-Verify Affidavit. For the convenience of vendors, all affidavits have been combined into one form entitled PUBLIC WORKS BID AFFIDAVIT. This affidavit must be submitted in its original format, and without material alteration, in order to be compliant and for the bid to be considered responsive. A scanned copy of the completed, signed and properly notarized affidavit may be submitted with the bid, however, the successful bidder must submit the original affidavit in its original format and without material alteration upon contract execution. Failure to comply will result in the bid submission being rejected as non-responsive. The Parish reserves the right to award bid to the next lowest responsive and responsible bidder in this event.

INSTRUCTIONS FOR BIDDERS AND GENERAL CONDITIONS

15. NON PUBLIC WORK BIDS - Completed, Signed and Properly Notarized Affidavits Required in conformity with the provisions contained in LSA – RS 38:2224 and Sec 2-923.1 of the Jefferson Parish Code of Ordinances. For bidding purposes, all bidders must submit with bid submission COMPLETED, SIGNED and PROPERLY NOTARIZED Affidavits, including: Non-Collusion Affidavit, Debt Disclosures Affidavit and Campaign Contribution Affidavit. For the convenience of vendors, all affidavits have been combined into one form entitled NON PUBLIC WORKS BID AFFIDAVIT. This affidavit must be submitted in its original format, and without material alteration, in order to be compliant and for the bid to be considered responsive. A scanned copy of the completed, signed and properly notarized affidavit may be submitted with the bid, however, the successful bidder must submit the original affidavit in its original format and without material alteration upon contract execution. Failure to comply will result in the bid submission being rejected as non-responsive. The Parish reserves the right to award bid to the next lowest responsive and responsible bidder in this event.

16. The ensuing contract for this bid solicitation may be eligible for FEMA reimbursement and/or Federal funding/reimbursement. As such, the referenced appendix will be applicable accordingly and shall be considered a part of the bid documents. All applicable certifications must be duly completed, signed and submitted as per the appendix instructions. Failure to submit applicable certifications per the appendix instructions will result in bid rejection.

17. For this project, the Contractor shall not pay any state or local sales or use taxes on materials and equipment which are affixed and made part of the immovable property of the project or which is permanently incorporated in the project (hereinafter referred to as "applicable materials and equipment."). All purchases of applicable materials or equipment shall be made by the contractor on behalf of and as the agent of Jefferson Parish (Owner), a political subdivision of the State of Louisiana. No state and local sales and use taxes are owed on applicable materials and equipment under the provisions of Act 1029 of the 1991 Regular Session - Louisiana Revised Statute 47:301(8)(c). Owner will furnish to contractor a certificate form which certifies that Owner is not required to pay such state or local sales and use taxes, and contractor shall furnish a copy of such certificate to all vendors or suppliers of the applicable materials and equipment, and report to Owner the amount of taxes not incurred.

It shall be the duty of every parish officer, employee, department, agency, special district, board, and commission: and the duty of every contractor, subcontractor, and licensee of the parish, and the duty of every applicant for certification of eligibility for a parish contract or program, to cooperate with the Inspector General in any investigation, audit, inspection, performance review, or hearing pursuant to JPCO 2-155.10(19). By signing this document, every corporation, partnership, or person contracting with PARISH, whether by cooperative endeavor, intergovernmental agreement, bid, proposal, application or solicitation for a parish contract, and every application for certification of eligibility for a parish contract or program, attests that it understands and will abide by all provisions of JPCO 2-155.10.

DATE: 12/20/2023

Page: 6

BID NO.: 50-00144185

BID FORM
Non Public Works**All Public Work Projects are required to use the Louisiana Uniform Public Work Bid Form**

All prices must be held firm unless an escalation provision is requested in this bid. Jefferson Parish will allow one escalation during the term of the contract, which may not exceed the U.S. Bureau of Labor Statistics National Index for all Urban Consumers, unadjusted 12 month figure. The most recently published figure issued at the time an adjustment is requested will be used. A request must be made in writing by the vendor, and the escalation will only be applied to purchases made after the request is made.

Are you requesting an escalation provision?

YES _____ NO ☒MAXIMUM ESCALATION PERCENTAGE REQUESTED n/a %
INITIAL BID PRICES WILL REMAIN FIRM THROUGH THE DATE OF March 31st, 2024

For the purposes of comparison of bids when an escalation provision is requested, Jefferson Parish will apply the maximum escalation percentage quoted by the bidder to the period to which it is applied in the bid. The initial price and the escalation will be used to calculate the total bid price. It will be assumed, for comparison of prices only, that an equal amount of material or labor is purchased each month throughout the entire contract.

DELIVERY: FOB JEFFERSON PARISH

INDICATE DELIVERY DATE ON EQUIPMENT AND SUPPLIES

Service Only

LOUISIANA CONTRACTOR'S LICENSE NO.: (if applicable)

N/A**THIS SECTION MUST BE COMPLETED BY BIDDER:**FIRM NAME: Terminix Service Co., Inc.ADDRESS: 2400 North Arnoult Rd.CITY, STATE: Metairie, LA ZIP: 70001TELEPHONE: 504,834-7330 FAX: 504,834-2071EMAIL ADDRESS: clee@terminixno.com, rlandis@terminixno.com, tony@terminixno.com

In the event that addenda are issued with this bid, bidders MUST acknowledge all addenda on the bid form. Bidder must acknowledge receipt of an addendum on the bid form by placing the addendum number as indicated. Failure to acknowledge any addendum on the bid form will result in bid rejection.

Acknowledge Receipt of Addenda: NUMBER: _____
NUMBER: _____
NUMBER: _____
NUMBER: _____

TOTAL PRICE OF ALL BID ITEMS: \$ 315,604.20AUTHORIZED SIGNATURE: Edward J Martin IVEdward J Martin IVTITLE: Secretary / Treasurer

Printed Name

SIGNING INDICATES YOU HAVE READ AND COMPLY WITH THE INSTRUCTIONS AND CONDITIONS.

NOTE: All bids should be returned with the BID NUMBER and BID OPENING DATE indicated on the outside of the envelope submitted to the Purchasing Department.

INVITATION TO BID FROM JEFFERSON PARISH - continued

BID NO.: 50-00144185

SEALED BID

ITEM NUMBER	QUANTITY	U/M	DESCRIPTION OF ARTICLES	UNIT PRICE QUOTED	TOTALS
			LABOR, MATERIALS , EQUIPMENT & ALL OTHER INCIDENTALS NECESSARY TO PROVIDE A FIVE YEAR CONTRACT FOR TERNITE TREATMENT AT VARIOUS JEFFERSON PARISH FACILITIES FOR DEPARTMENT OF GENERAL SERVICES.		
1	1.00	ONLY	0010 - COST TO PERFORM AN INITIAL CLEANOUT TREATMENT (YEAR 1 OF CONTRACT)	\$ 5311.15	\$ 5311.15
			GENERAL GOVERNMENT BUILDING & ROTUNDA 200 DERBIGNY STREET GRETN, LA 70053		
2	4.00	YR	0020 - COST FOR ANNUAL INSPECTION AND TREATMENT (YEARS 2 THRU 5 OF CONTRACT)	\$ 1564.85	\$ 6259.40
			GENERAL GOVERNMENT BUILDING & ROTUNDA 200 DERBIGNY STREET GRETN, LA 70053		
3	1.00	ONLY	0030 - COST TO PERFORM AN INITIAL a CLEANOUT TREATMENT (YEAR 1 OF CONTRACT)	\$ 4487.60	\$ 4487.60
			THOMAS F. DONELON BUILDING 200 DERBIGNY STREET GRETN, LA 70053		
4	4.00	YR	0040 - COST FOR ANNUAL INSPECTION AND TREATMENT (YEARS 2 THRU 5 OF CONTRACT)	\$ 802.40	\$ 5827.60
			THOMAS F. DONELON BUILDING 200 DERBIGNY STREET GRETN, LA 70053		
5	1.00	ONLY	0050 - COST TO PEFORM AN INITIAL CLEANOUT TREATMENT (YEAR 1 OF CONTRACT)	\$ 3590.60	\$ 3590.60
			DISTRICT ATTORNEY'S OFFICE 200 DERBIGNY STREET GRETN, LA 70053		
6	4.00	YR	0060 - COST FOR ANNUAL INSPECTION AND TREATMENT (YEARS 2 THRU 5 OF CONTRACT)	\$ 838.95	\$ 3355.80
			DISTRICT ATTORNEY'S OFFICE 200 DERBIGNY STREET GRETN, LA 70053		
7	1.00	ONLY	0070 - COST TO PERFORM AN INITIAL CLEANOUT TREATMENT (YEAR 1 OF CONTRACT)	\$ 3374.15	\$ 3374.15

INVITATION TO BID FROM JEFFERSON PARISH - continued

BID NO.: 50-00144185

SEALED BID

ITEM NUMBER	QUANTITY	U/M	DESCRIPTION OF ARTICLES	UNIT PRICE QUOTED	TOTALS
8	4.00	YR	CENTRAL PLANT 960 1ST STREET GRETN, LA 70053 0080 - COST FOR ANNUAL INSPECTION AND TREATMENT (YEARS 2 THRU 5 OF CONTRACT)	\$ 1089.70	\$ 4358.80
9	1.00	ONLY	CENTRAL PLANT 960 1ST STREET GRETN, LA 70053 0090 - COST TO PERFORM AN INITIAL CLEANOUT TREATMENT (YEAR 1 OF CONTRACT)	\$ 5923.45	\$ 5923.45
10	4.00	YR	SECOND PARISH COURT BUILDING 100 HUEY P. LONG AVENUE GRETN, LA 70053 0100 - COST FOR ANNUAL INSPECTION AND TREATMENT (YEARS 2 THRU 5 OF CONTRACT)	\$ 1700.00	\$ 6800.00
11	1.00	ONLY	SECOND PARISH COURT BUILDING 100 HUEY P. LONG AVENUE GRETN, LA 70053 0110 - COST TO PERFORM AN INITIAL CLEANOUT TREATMENT (YEAR 1 OF CONTRACT)	\$ 7567.95	\$ 7567.95
12	4.00	YR	PARKING GARAGE 300 DERBIGNY STREET GRETN, LA 70053 0120 - COST FOR ANNUAL INSPECTION AND TREATMENT (YEARS 2 THRU 5 OF CONTRACT)	\$ 2377.45	\$ 9509.80
13	1.00	ONLY	PARKING GARAGE 300 DERBIGNY STREET GRETN, LA 70053 0130 - COST TO PERFORM AN INITIAL CLEANOUT TREATMENT (YEAR 1 OF CONTRACT)	\$ 4829.50	\$ 4829.50
14	4.00	YR	EMERGENCY OPERATIONS AND COMMUNICATION CENTER 910 3RD STREET GRETN, LA 70053 0140 - COST FOR ANNUAL INSPECTION AND TREATMENT (YEARS 2 THRU 5 OF CONTRACT)	\$ 1668.55	\$ 6674.20

INVITATION TO BID FROM JEFFERSON PARISH - continued

BID NO.: 50-00144185

SEALED BID

ITEM NUMBER	QUANTITY	U/M	DESCRIPTION OF ARTICLES	UNIT PRICE QUOTED	TOTALS
15	1.00	ONLY	<p>EMERGENCY OPERATIONS AND COMMUNICATION CENTER 910 3RD STREET GRETN, LA 70053</p> <p>0150 - COST TO PERFORM AN INITIAL CLEANOUT TREATMENT (YEAR 1 OF CONTRACT)</p>	\$ 3339.05	\$ 3339.05
16	4.00	YR	<p>CLERK OF COURT RECORD'S BUILDING 1128 4TH STREET GRETN, LA 70053</p> <p>0160 - COST FOR ANNUAL INSPECTION AND TREATMENT (YEARS 2 THRU 5 OF CONTRACT)</p>	\$ 510.00	\$ 2040.00
17	1.00	ONLY	<p>CLERK OF COURT RECORD'S BUILDING 1128 4TH STREET GRETN, LA 70053</p> <p>0170 - COST TO PERFORM AN INITIAL CLEANOUT TREATMENT (YEAR 1 OF CONTRACT)</p>	\$ 2812.55	\$ 2812.55
18	4.00	YR	<p>OLD INSPECTION AND CODE ENFORCEMENT BUILDING 400 MAPLE SREET HARVEY, LA 70058</p> <p>0180 - COST FOR ANNUAL INSPECTION AND TREATMENT (YEARS 2 THRU 5 OF CONTRACT)</p>	\$ 510.00	\$ 2040.00
19	1.00	ONLY	<p>OLD INSPECTION AND CODE ENFORCEMENT BUILDING 400 MAPLE STREET HARVEY, LA 70058</p> <p>0190 - COST TO PERFORM AN INITIAL CLEANOUT TREATMENT (YEAR 1 OF CONTRACT)</p>	\$ 2241.20	\$ 2241.20
20	4.00	YR	<p>C.A.C. BUILDING 128 WRIGHT AVENUE GRETN, LA 70053</p> <p>0200 - COST FOR ANNUAL INSPECTION AND TREATMENT (YEARS 2 THRU 5 OF CONTRACT)</p> <p>C.A.C. BUILDING 128 WRIGHT AVENUE GRETN, LA 70053</p>	\$ 442.00	\$ 1768.00

INVITATION TO BID FROM JEFFERSON PARISH - continued

BID NO.: 50-00144185

SEALED BID

ITEM NUMBER	QUANTITY	U/M	DESCRIPTION OF ARTICLES	UNIT PRICE QUOTED	TOTALS
21	1.00	ONLY	0210 - COST TO PERFORM AN INITIAL CLEANOUT TREATMENT (YEAR 1 OF CONTRACT) SALVADOR A. LIBERTO BUILDING 200 HUEY P. LONG AVENUE GRETN, LA 70053	\$ 2529.80	\$ 2529.80
22	4.00	YR	0220 - COST FOR ANNUAL INSPECTION AND TREATMENT (YEARS 2 THRU 5 OF CONTRACT) SALVADOR A. LIBERTO BUILDING 200 HUEY P. LONG AVENUE GRETN, LA 70053	\$ 442.00	\$ 1768.00
23	1.00	ONLY	0230 - COST TO PERFORM AN INITIAL CLEANOUT TREATMENT (YEAR 1 OF CONTRACT) CHARLES B. ODOM BUILDING 5001 WESTBANK EXPRESSWAY MARRERO, LA 70072	\$ 7644.65	\$ 7644.65
24	4.00	YR	0240 - COST FOR ANNUAL INSPECTION AND TREATMENT (YEARS 2 THRU 5 OF CONTRACT) CHARLES B. ODOM BUILDING 5001 WESTBANK EXPRESSWAY MARRERO, LA 70072	\$ 1277.55	\$ 5110.20
25	1.00	ONLY	0250 - COST FOR PERFORM AN INITIAL CLEANOUT TREATMENT (YEAR 1 OF CONTRACT) WESTBANK HEALTH UNIT 1855 AMES BLVD. MARRERO, LA 70072	\$ 7451.60	\$ 7451.60
26	4.00	YR	0260 - COST FOR ANNUAL INSPECTION AND TREATMENT (YEARS 2 THRU 5 OF CONTRACT) WESTBANK HEALTH UNIT 1855 AMES BLVD. MARRERO, LA 70072	\$ 1779.90	\$ 7119.60
27	1.00	ONLY	0270 - COST TO PERFORM AN INITIAL CLEANOUT TREATMENT (YEAR 1 OF CONTRACT) MARRERO-HARVEY SENIOR CENTER 4420 SEVENTH STREET	\$ 2861.30	\$ 2861.30

INVITATION TO BID FROM JEFFERSON PARISH - continued

BID NO.: 50-00144185

SEALED BID

ITEM NUMBER	QUANTITY	U/M	DESCRIPTION OF ARTICLES	UNIT PRICE QUOTED	TOTALS
28	4.00	YR	MARRERO, LA 70072 0280 - COST OF ANNUAL INSPECTION AND TREATMENT (YEARS 2 THRU 5 OF CONTRACT)	\$ 661.30	\$ 2645.20
29	1.00	ONLY	MARRERO-HARVEY SENIOR CENTER 4420 SEVENTH STREET MARRERO, LA 70072 0290 - COST TO PERFORM AN INITIAL CLEANOUT TREATMENT (YEAR 1 OF CONTRACT)	\$ 3503.50	\$ 3503.50
30	4.00	YR	SURPLUS PROPERTY 920 DAVID DRIVE METAIRIE, LA 70003 0300 - COST FOR ANNUAL INSPECTION AND TREATMENT (YEARS 2 THRU 5 OF CONTRACT)	\$ 761.60	\$ 3046.40
31	1.00	ONLY	SURPLUS PROPERTY 920 DAVID DRIVE METAIRIE, LA 70003 0310 - COST TO PERFORM AN INITIAL CLEANOUT TREATMENT (YEAR 1 OF CONTRACT)	\$ 12246.65	\$ 12246.65
32	4.00	YR	JEFFERSON PARISH CORRECTIONAL CENTER 100 DOLHONDE STREET GRETN, LA 70053 0320 - COST FOR ANNUAL INSPECTION AND TREATMENT (YEARS 2 THRU 5 OF CONTRACT)	\$ 3891.30	\$ 15565.20
33	1.00	ONLY	JEFFERSON PARISH CORRECTIONAL CENTER 100 DOLHONDE STREET GRETN, LA 70053 0330 - COST TO PERFORM AN INITIAL CLEANOUT TREATMENT (YEAR 1 OF CONTRACT)	\$ 3760.90	\$ 3760.90
34	4.00	YR	BRIDGE CITY SENIOR CENTER 1601 BRIDGE CITY AVENUE BRIDGE CITY, LA 70094 0340 - COST FOR ANNUAL INSPECTION AND TREATMENT (YEARS 2 THRU 5 OF CONTRACT)	\$ 756.50	\$ 3026.00
			BRIDGE CITY SENIOR CENTER		

INVITATION TO BID FROM JEFFERSON PARISH - continued

BID NO.: 50-00144185

SEALED BID

ITEM NUMBER	QUANTITY	U/M	DESCRIPTION OF ARTICLES	UNIT PRICE QUOTED	TOTALS
35	1.00	ONLY	1601 BRIDGE CITY AVENUE BRIDGE CITY, LA 70094 0350 - COST TO PERFORM AN INITIAL CLEANOUT TREATMENT (YEAR 1 OF CONTRACT)	\$ 11014.90	\$ 11014.90
36	4.00	YR	JOSEPH S. YENNI BUILDING 1221 ELMWOOD PARK BLVD. JEFFERSON, LA 70123 0360 - COST FOR ANNUAL INSPECTION AND TREATMENT (YEARS 2 THRU 5 OF CONTRACT)	\$ 2279.70	\$ 9118.80
37	1.00	ONLY	JOSEPH S. YENNI BUILDING 1221 ELMWOOD PARK BLVD. JEFFERSON, LA 70123 0370 - COST TO PERFORM AN INITIAL CLEANOUT TREATMENT (YEAR 1 OF CONTRACT)	\$ 8368.10	\$ 8368.10
38	4.00	YR	FIRST PARISH COURT BUILDING 924 DAVID DRIVE METAIRIE, LA 70003 0380 - COST FOR ANNUAL INSPECTION AND TREATMENT (YEARS 2 THRU 5 OF CONTRACT)	\$ 1301.35	\$ 5205.40
39	1.00	ONLY	FIRST PARISH COURT BUILDING 924 DAVID DRIVE METAIRIE, LA 70003 0390 - COST TO PERFORM AN INITIAL CLEANOUT TREATMENT (YEAR 1 OF CONTRACT)	\$ 7850.70	\$ 7850.70
40	4.00	YR	EASTBANK JUVENILE SERVICES BUILDING 3420 N. CAUSEWAY BLVD. METAIRIE, LA 70002 0400 - COST FOR ANNUAL INSPECTION AND TREATMENT (YEARS 2 THRU 5 OF CONTRACT)	\$ 1432.25	\$ 5729.00
41	1.00	ONLY	EASTBANK JUVENILE SERVICES BUILDING 3420 N. CAUSEWAY BLVD. METAIRIE, LA 70002 0410 - COST TO PERFORM AN INITIAL CLEANOUT TREATMENT (YEAR 1 OF CONTRACT)	\$ 2776.15	\$ 2776.15

INVITATION TO BID FROM JEFFERSON PARISH - continued

BID NO.: 50-00144185

SEALED BID

ITEM NUMBER	QUANTITY	U/M	DESCRIPTION OF ARTICLES	UNIT PRICE QUOTED	TOTALS
			JEFFERSON SENIOR CENTER 4518 JEFFERSON HIGHWAY JEFFERSON, LA 70121		
42	4.00	YR	0420 - COST FOR ANNUAL INSPECTION AND TREATMENT (YEARS 2 THRU 5 OF CONTRACT)	\$ 442.00	\$ 1768.00
			JEFFERSON SENIOR CENTER 4518 JEFFERSON HIGHWAY JEFFERSON, LA 70121		
43	1.00	ONLY	0430 - COST TO PERFORM AN INITIAL CLEANOUT TREATMENT (YEAR 1 OF CONTRACT)	\$ 1320.80	\$ 1320.80
			METAIRIE SENIOR CENTER 265 N. CAUSEWAY BLVD. METAIRIE, LA 70001		
44	4.00	YR	0440 - COST FOR ANNUAL INSPECTION AND TREATMENT (YEARS 2 THRU 5 OF CONTRACT)	\$ 425.00	\$ 1700.00
			METAIRIE SENIOR CENTER 265 N. CAUSEWAY BLVD. METAIRIE, LA 70001		
45	1.00	ONLY	0450 - COST TO PERFORM AN INITIAL CLEANOUT TREATMENT (YEAR 1 OF CONTRACT)	\$ 5569.20	\$ 5569.20
			EASTBANK HEALTH UNIT 111 N. CAUSEWAY BLVD., METAIRIE, LA 70001		
46	4.00	YR	0460 - COST FOR ANNUAL INSPECTION AND TREATMENT (YEARS 2 THRU 5 OF CONTRACT)	\$ 1314.10	\$ 5256.40
			EASTBANK HEALTH UNIT 111 N. CAUSEWAY BLVD., METAIRIE, LA 70001		
47	1.00	ONLY	0470 - COST TO PERFORM AN INTIAL CLEANOUT TREATMENT (YEAR 1 OF CONTRACT)	\$ 7348.90	\$ 7348.90
			JEFFERSON PERFORMING ARTS CENTER 6400 AIRLINE DRIVE METAIRIE, LA 70003		
48	4.00	YR	0480 - COST FOR ANNUAL INSPECTION AND a TREATMENT (YEARS 2 THRU 5 OF CONTRACT)	\$ 2125.85	\$ 8503.40

INVITATION TO BID FROM JEFFERSON PARISH - continued

BID NO.: 50-00144185

SEALED BID

ITEM NUMBER	QUANTITY	U/M	DESCRIPTION OF ARTICLES	UNIT PRICE QUOTED	TOTALS
49	1.00	ONLY	JEFFERSON PERFORMING ARTS CENTER 6400 AIRLINE DRIVE METAIRIE, LA 70003 0490 - COST TO PERFORM AN INITIAL CLEANOUT TREATMENT (YEAR 1 OF CONTRACT)	\$ 3202.55	\$ 3202.55
50	4.00	YR	LOCAL HISTORY MUSEUM 519 HUEY P. LONG AVENUE GRETNA, LA 70053 0500 - COST FOR ANNUAL INSPECTION AND TREATMENT (YEARS 2 THRU 5 OF CONTRACT)	\$ 1139.00	\$ 4556.00
51	1.00	ONLY	LOCAL HISTORY MUSEUM 519 HUEY P. LONG AVENUE GRETNA, LA 70053 0510 - COST TO PERFORM AN INITIAL CLEANOUT TREATMENT (YEAR 1 OF CONTRACT)	\$ 4561.05	\$ 4561.05
52	4.00	YR	HOPE HAVEN PROPERTY - FEINGOLD CENTER 1140 BARATARIA BLVD., MARRERO, LA 70072 0520 - COST FOR ANNUAL INSPECTION AND TREATMENT (YEARS 2 THRU 5 OF CONTRACT)	\$ 946.90	\$ 3787.60
53	1.00	ONLY	HOPE HAVEN PROPERTY - FEINGOLD CENTER 1140 BARATARIA BLVD., MARRERO, LA 70072 0530 - COST TO PERFORM AN INITIAL CLEANOUT TREATMENT (YEAR 1 OF CONTRACT)	\$ 1696.50	\$ 1696.50
54	4.00	YR	HOPE HAVEN PROPERTY - ST. PAT'S COTTAGE 1116 BARATARIA BLVD., MARRERO, LA 70072 1138 Barataria/ Charle Weinberger Cottage 0540 - COST FOR ANNUAL INSPECTION AND TREATMENT (YEARS 2 THRU 5 OF CONTRACT)	\$ 416.50	\$ 1666.00
55	1.00	ONLY	HOPE HAVEN PROPERTY - ST. PAT'S COTTAGE 1116 BARATARIA BLVD., MARRERO, LA 70072 0550 - COST TO PERFORM AN INITIAL CLEANOUT TREATMENT (YEAR 1 OF CONTRACT)	\$ 1566.50	\$ 1566.50

INVITATION TO BID FROM JEFFERSON PARISH - continued

BID NO.: 50-00144185

SEALED BID

ITEM NUMBER	QUANTITY	U/M	DESCRIPTION OF ARTICLES	UNIT PRICE QUOTED	TOTALS
56	4.00	YR	HOPE HAVE PROPERTY- ST. JOE'S COTTAGE 1116 BARATARIA BLVD., MARRERO, LA 70072 0560 - COST FOR ANNUAL INSPECTION AND TREATMENT (YEARS 2 THRU 5 OF CONTRACT)	\$ 416.50	\$ 1666.00
57	1.00	ONLY	HOPE HAVEN PROPERTY - ST. JOE'S COTTAGE 1116 BARATARIA BLVD., MARRERO, LA 70072 0570 - COST TO PERFORM AN INITIAL CLEANOUT TREATMENT (YEAR 1 OF CONTRACT)	\$ 1175.85	\$ 1175.85
58	4.00	YR	BONNABEL PUMP STATION RESIDENT HOUSE 1439 BEVERLY GARDEN DRIVE METAIRIE, LA 70002 0580 - COST FOR ANNUAL INSPECTION AND TREATMENT (YEARS 2 THRU 5 OF CONTRACT)	\$ 374.00	\$ 1496.00
59	1.00	ONLY	BONNABEL PUMP STATION RESIDENT HOUSE 1439 BEVERLY GARDEN DRIVE METAIRIE, LA 70002 0590 - COST TO PERFORM AN INITIAL CLEANOUT TREATMENT (YEAR 1 OF CONTRACT)	\$ 1144.00	\$ 1144.00
60	4.00	YR	HARAHAN PUMP STATION RESIDENT HOUSE 1200 GENERES DRIVE HARAHAN, LA 70123 0600 - COST FOR ANNUAL INSPECTION AND TREATMENT (YEARS 2 THRU 5 ON CONTRACT)	\$ 374.00	\$ 1496.00
61	1.00	ONLY	HARAHAN PUMP STATION RESIDENT HOUSE 1200 GENERES DRIVE HARAHAN, LA 70123 0610 - COST TO PERFORM AN INITIAL CLEANOUT TREATMENT (YEAR 1 OF CONTRACT)	\$ 1095.90	\$ 1095.90
62	4.00	YR	SUBURBAN PUMP STATION RESIDENT HOUSE 4205 AVRON BLVD. METAIRIE, LA 70006 0620 - COST FOR ANNUAL INSPECTION AND TREATMENT (YEARS 2 THRU 5 OF CONTRACT)	\$ 374.00	\$ 1496.00

INVITATION TO BID FROM JEFFERSON PARISH - continued

BID NO.: 50-00144185

SEALED BID

ITEM NUMBER	QUANTITY	U/M	DESCRIPTION OF ARTICLES	UNIT PRICE QUOTED	TOTALS
63	1.00	ONLY	SUBURBAN PUMP STATION RESIDENT HOUSE 4205 AVRON BLVD. METAIRIE, LA 70006 0630 - COST TO PERFORM AN INITIAL CLEANOUT TREATMENT (YEAR 1 OF CONTRACT)	\$ 1408.55	\$ 1408.55
64	4.00	YR	AMES PUMP STATION RESIDENT HOUSE 3068 MT. KENNEDY DRIVE MARRERO, LA 70072 0640 - COST FOR ANNUAL INSPECTION AND TREATMENT (YEARS 2 THRU 5 OF CONTRACT)	\$ 399.50	\$ 1598.00
65	1.00	ONLY	AMES PUMP STATION RESIDENT HOUSE 3068 MT. KENNEDY DRIVE MARRERO, LA 70072 0650 - COST TO PERFORM AN INITIAL CLEANOUT TREATMENT (YEAR 1 OF CONTRACT)	\$ 2252.90	\$ 2252.90
66	4.00	YR	BAYOU SEGNETTE PUMP STATION RESIDENT HOUSE 1008 DRAKE AVENUE MARRERO, LA 70072 0660 - COST FOR ANNUAL INSPECTION AND TREATMENT (YEARS 2 THRU 5 OF CONTRACT)	\$ 442.00	\$ 1768.00
67	1.00	ONLY	BAYOU SEGNETTE PUMP STATION RESIDENT HOUSE 1008 DRAKE AVENUE MARRERO, LA 70072 0670 - COST TO PERFORM AN INITIAL CLEANOUT TREATMENT (YEAR 1 OF CONTRACT)	\$ 4,128.80	\$ 4,128.80
68	4.00	YR	WESTBANK BUS OPERATIONS FACILITY 90 1ST STREET GRETN, LA 70053 0680 - COST FOR ANNUAL INSPECTION AND TREATMENT (YEARS 2 THRU 5 OF CONTRACT)	\$ 834.70	\$ 3,338.80
69	1.00	ONLY	WESTBANK BUS OPERATIONS FACILITY 90 1ST STREET GRETN, LA 70053 0690 - COST TO PERFORM AN INITIAL CLEANOUT TREATMENT (YEAR 1 OF CONTRACT)	\$ 1072.50	\$ 1072.50

INVITATION TO BID FROM JEFFERSON PARISH - continued

BID NO.: 50-00144185

SEALED BID

ITEM NUMBER	QUANTITY	U/M	DESCRIPTION OF ARTICLES	UNIT PRICE QUOTED	TOTALS
70	4.00	YR	WITLY BUS TERMINAL 1200 VAN TRUMP GRETN, LA 70053 0700 - COST FOR ANNUAL INSPECTION AND a TREATMENT (YEARS 2 THRU 5 OF CONTRACT)	\$ 361.25	\$ 1445.00
71	1.00	ONLY	WILTY BUS TERMINAL 1200 VAN TRUMP GRETN, LA 70053 0710 - COST TO PERFORM AN INITIAL CLEANOUT TREATMENT (YEAR 1 OF CONTRACT)	\$ 1072.50	\$ 1072.50
72	4.00	YR	WAKLER TOWN BUS TERMINAL 5800 WESTBANK EXPRESSWAY MARRERO, LA 70072 0720 - COST FOR ANNUAL INSPECTION AND a TREATMENT (YEARS 2 THRU 5 OF CONTRACT)	\$ 361.25	\$ 1445.00
73	1.00	ONLY	WALKER TOWN BUS TERMINAL 5800 WESTBANK EXPRESSWAY MARRERO, LA 70072 0730 - COST TO PERFORM AN INITIAL CLEANOUT TREATMENT (YEAR 1 OF CONTRACT)	\$ 1199.25	\$ 1199.25
74	4.00	YR	JEFFERSON PARISH TRANSIT ADMINISTRATION 21 WESTBANK EXPRESSWAY GRETN, LA 70053 0740 - COST FOR ANNUAL INSPECTION AND a TREATMENT (YEARS 2 THRU 5 OF CONTRACT)	\$ 403.75	\$ 1615.00
75	1.00	ONLY	JEFFERSON PARISH TRANSIT ADMINISTRATION 21 WESTBANK EXPRESSWAY GRETN, LA 70053 0750 - COST TO PERFORM AN INITIAL CLEANOUT TREATMENT (YEAR 1 OF CONTRACT)	\$ 6175.00	\$ 6175.00
76	4.00	YR	JEFFERSON PROTECTION & ANIMAL WELFARE SERVICES - WESTBANK LOCATION 2701 LAPALCO BLVD. HARVEY, LA 70058 0760 - COST FOR ANNUAL INSPECTION AND a TREATMENT (YEARS 2 THRU 5 OF CONTRACT)	\$ 1139.85	\$ 4559.40

INVITATION TO BID FROM JEFFERSON PARISH - continued

BID NO.: 50-00144185

SEALED BID

ITEM NUMBER	QUANTITY	U/M	DESCRIPTION OF ARTICLES	UNIT PRICE QUOTED	TOTALS
			JEFFERSON PROTECTION & ANIMAL WELFARE SERVICES - WESTBANK LOCATION 2701 LAPALCO BLVD. HARVEY, LA 70058		

CORPORATE RESOLUTION

EXCERPT FROM MINUTES OF MEETING OF THE BOARD OF DIRECTORS OF
TERMINIX SERVICE COMPANY INC.
INCORPORATED.

AT THE MEETING OF DIRECTORS OF TERMINIX SERVICE COMPANY INC.
INCORPORATED, DULY NOTICED AND HELD ON 09/19/2023,
A QUORUM BEING THERE PRESENT, ON MOTION DULY MADE AND SECONDED. IT
WAS:

RESOLVED THAT EDWARD JOSEPH MARTIN, IV, BE AND IS HEREBY
APPOINTED, CONSTITUTED AND DESIGNATED AS AGENT AND ATTORNEY-IN-
FACT OF THE CORPORATION WITH FULL POWER AND AUTHORITY TO ACT ON
BEHALF OF THIS CORPORATION IN ALL NEGOTIATIONS, BIDDING, CONCERNS
AND TRANSACTIONS WITH THE PARISH OF JEFFERSON OR ANY OF ITS AGENCIES,
DEPARTMENTS, EMPLOYEES OR AGENTS, INCLUDING BUT NOT LIMITED TO, THE
EXECUTION OF ALL BIDS, PAPERS, DOCUMENTS, AFFIDAVITS, BONDS, SURETIES,
CONTRACTS AND ACTS AND TO RECEIVE ALL PURCHASE ORDERS AND NOTICES
ISSUED PURSUANT TO THE PROVISIONS OF ANY SUCH BID OR CONTRACT, THIS
CORPORATION HEREBY RATIFYING, APPROVING, CONFIRMING, AND ACCEPTING
EACH AND EVERY SUCH ACT PERFORMED BY SAID AGENT AND ATTORNEY-IN-
FACT.

I HEREBY CERTIFY THE FOREGOING TO BE
A TRUE AND CORRECT COPY OF AN
EXCERPT OF THE MINUTES OF THE ABOVE
DATED MEETING OF THE BOARD OF
DIRECTORS OF SAID CORPORATION, AND
THE SAME HAS NOT BEEN REVOKED OR
RESCINDED.



SECRETARY-TREASURER

09/19/2023

DATE

Non-Public Works Bid Affidavit Instructions

- **Affidavit is supplied as a courtesy to Affiants, but it is the responsibility of the affiant to insure the affidavit they submit to Jefferson Parish complies, in both form and content, with federal, state and parish laws.**
- **Affidavit must be signed by an authorized representative of the entity or the affidavit will not be accepted.**
- **Affidavit must be notarized or the affidavit will not be accepted.**
- **Notary must sign name, print name, and include bar/notary number, or the affidavit will not be accepted.**
- **Affiant MUST select either A or B when required or the affidavit will not be accepted.**
- **Affiants who select choice A must include an attachment or the affidavit will not be accepted.**
- **If both choice A and B are selected, the affidavit will not be accepted.**
- **Affidavit marked N/A will not be accepted.**
- **It is the responsibility of the Affiant to submit a new affidavit if any additional campaign contributions are made after the affidavit is executed but prior to the time the council acts on the matter.**

Instruction sheet may be omitted when submitting the affidavit

Non-Public Works Bid

AFFIDAVIT

STATE OF Louisiana

PARISH/COUNTY OF Jefferson

BEFORE ME, the undersigned authority, personally came and appeared: _____

Edward Joseph Martin IV, (Affiant) who after being by me duly sworn, deposed and said that

he/she is the fully authorized AFFIANT of Terminix Service Co., Inc (Entity),

the party who submitted a bid in response to Bid Number 50-00143745, to the Parish of
Jefferson.

Affiant further said:

Campaign Contribution Disclosures

(Choose A or B, if option A is indicated please include the required attachment):

Choice A X Attached hereto is a list of all campaign contributions, including the date and amount of each contribution, made to current or former elected officials of the Parish of Jefferson by Entity, Affiant, and/or officers, directors and owners, including employees, owning 25% or more of the Entity during the two-year period immediately preceding the date of this affidavit or the current term of the elected official, whichever is greater. Further, Entity, Affiant, and/or Entity Owners have not made any contributions to or in support of current or former members of the Jefferson Parish Council or the Jefferson Parish President through or in the name of another person or legal entity, either directly or indirectly.

Choice B _____ there are **NO** campaign contributions made which would require disclosure under Choice A of this section.

Debt Disclosures

(Choose A or B, if option A is indicated please include the required attachment):

Choice A _____ Attached hereto is a list of all debts owed by the affiant to any elected or appointed official of the Parish of Jefferson, and any and all debts owed by any elected or appointed official of the Parish to the Affiant.

Choice B X _____ There are NO debts which would require disclosure under Choice A of this section.

Affiant further said:

That Affiant has employed no person, corporation, firm, association, or other organization, either directly or indirectly, to secure the public contract under which he received payment, other than persons regularly employed by the Affiant whose services in connection with the construction, alteration or demolition of the public building or project or in securing the public contract were in the regular course of their duties for Affiant; and

[The remainder of this page is intentionally left blank.]

That no part of the contract price received by Affiant was paid or will be paid to any person, corporation, firm, association, or other organization for soliciting the contract, other than the payment of their normal compensation to persons regularly employed by the Affiant whose services in connection with the construction, alteration or demolition of the public building or project were in the regular course of their duties for Affiant.




Signature of Affiant

Edward Joseph Martin IV

Printed Name of Affiant

SWORN AND SUBSCRIBED TO BEFORE ME

ON THE 20 DAY OF NOV, 2003



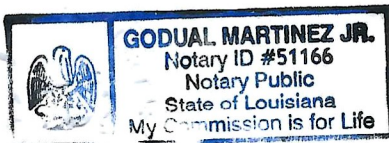
Notary Public

Printed Name of Notary

57166

Notary/Bar Roll Number

My commission expires AT DEATH.



STANDARD INSURANCE REQUIREMENTS FOR BIDDING PURPOSES

All required insurance under this bid shall conform to Jefferson Parish Resolution No. 113646 or No. 113647, as applicable. Contractors may not commence any work under any ensuing contract unless and until all required insurance and associated evidentiary requirements thereto have been met, along with any additional specifications contained in the **Invitation to Bid**. Except as where otherwise precluded by law, the Parish Attorney or his designee, with the concurrence of the Director of Risk Management or his designee, may agree on a case-by-case basis, to deviate from Jefferson Parish's standard insurance requirements, as provided in this Section. Vendors requesting deviation therefrom shall submit such requests in writing, along with compelling substantiation, to the Purchasing Department prior to the bid's due date. Any changes to the insurance requirements will be reflected in the bid specifications and addenda. Prior to contract execution and at all times thereafter during the term of such contract, contractors must provide and continuously maintain all coverages as required by the foregoing Resolutions, and the contract documents. Failure to do so shall be grounds for suspension, discontinuation or termination of the contract.

For bidding purposes, bidders must submit with bid submission a current (valid) insurance certificate evidencing the required coverages. Failure to comply will cause bid to be rejected. The current insurance certificate will be used for proof of insurance at time of evaluation. Thereafter, and prior to contract execution, the low bidder will be required to provide final insurance certificates to the Parish which shall name **the Jefferson Parish, its Districts Departments and Agencies under the direction of the Parish President and the Parish Council** as additional insureds regarding negligence by the contractor for the Commercial General Liability and the Comprehensive Automobile Liability policies. Additionally, said certificates should reflect the name of the Parish Department receiving goods and services and reference the respective Jefferson Parish bid number.

JEFFERSON PARISH REQUIRED STANDARD INSURANCE

☒ **WORKER'S COMPENSATION INSURANCE**

As required by Louisiana State Statute, exception; Employer's Liability, Section B shall be \$1,000,000 per occurrence when Work is to be over water and involves maritime exposures to cover all employees not covered under the State Worker's Compensation Act, otherwise this limit shall be no less than \$500,000 per occurrence.

Note: If your company is not required by law to carry workmen's compensation insurance, i.e. not a Louisiana company, sole employee of the company, then bidders must request a workmen's compensation insurance declaration affidavit prior to the bid opening date. This insurance declaration affidavit must be fully completed, signed, properly notarized and submitted with the bid. A scanned copy may be submitted with the bid; however, the successful bidder must submit the original affidavit in its original format and without material alteration upon contract execution. Failure to comply will result in the bid submission being

rejected as non-responsive. The Parish reserves the right to award bid to the next lowest responsive and responsible bidder in this event.

☒ **COMMERCIAL GENERAL LIABILITY**

Shall provide limits not less than the following: \$1,000,000.00 Combined Single Limit per Occurrence for bodily injury and property damage.

☒ **COMPREHENSIVE AUTOMOBILE LIABILITY**

Bodily injury liability \$1,000,000.00 each person; \$1,000,000.00 each occurrence.
Property Damage Liability \$1,000,000.00 each occurrence.

Note: This category may be omitted if bidders do not/will not utilize company vehicles for the project or do not possess company vehicles. Bidder must request an automobile insurance declaration affidavit prior to the bid opening date. This insurance declaration affidavit must be fully completed, signed, properly notarized and submitted with the bid. A scanned copy of the completed, signed and properly notarized affidavit may be submitted with the bid; however, the successful bidder must submit the original affidavit in its original format and without material alteration upon contract execution. Failure to comply will result in the bid submission being rejected as non-responsive. The Parish reserves the right to award bid to the next lowest responsive and responsible bidder in this event.

DEDUCTIBLES - The Parish Attorney with concurrence of the Director of Risk Management have waived the deductible section of the Terms and Conditions for all Invitations to Bid, until further notice.

UMBRELLA LIABILITY COVERAGE

An umbrella policy or excess may be used to meet minimum requirements.

FOR CONSTRUCTION AND RENOVATION PROJECTS:

The following are required if selected below. Such insurance is due upon contract execution.

☐ **OWNER'S PROTECTIVE LIABILITY**

To be for the same limits of liability for bodily injury and property damage liability established for commercial general liability.

☐ **BUILDER'S RISK INSURANCE**

The contractor shall maintain Builder's Risk Insurance at his own expense to insure both the owner (Parish of Jefferson) and contractor as their interest may appear.



CERTIFICATE OF LIABILITY INSURANCE

DATE (MM/DD/YYYY)

9/21/2023

THIS CERTIFICATE IS ISSUED AS A MATTER OF INFORMATION ONLY AND CONFERS NO RIGHTS UPON THE CERTIFICATE HOLDER. THIS CERTIFICATE DOES NOT AFFIRMATIVELY OR NEGATIVELY AMEND, EXTEND OR ALTER THE COVERAGE AFFORDED BY THE POLICIES BELOW. THIS CERTIFICATE OF INSURANCE DOES NOT CONSTITUTE A CONTRACT BETWEEN THE ISSUING INSURER(S), AUTHORIZED REPRESENTATIVE OR PRODUCER, AND THE CERTIFICATE HOLDER.

IMPORTANT: If the certificate holder is an ADDITIONAL INSURED, the policy(ies) must be endorsed. If SUBROGATION IS WAIVED, subject to the terms and conditions of the policy, certain policies may require an endorsement. A statement on this certificate does not confer rights to the certificate holder in lieu of such endorsement(s).

PRODUCER Eagan Insurance Agency, LLC 2629 N. Causeway Blvd. P. O. Box 8590 Metairie LA 70002	CONTACT NAME: Maeghan Trosclair PHONE (A/C No Ext): (504) 836-9600 FAX (A/C No): (504) 836-9621 E-MAIL ADDRESS: trosclairm@eaganins.com
INSURED Terminix Service Company, Inc. 2400 N. Arnoult Road Metairie LA 70001	INSURER(S) AFFORDING COVERAGE INSURER A: Imperium Insurance Company INSURER B: LUBA INSURER C: INSURER D: INSURER E: INSURER F:

COVERAGES

CERTIFICATE NUMBER: 23-24 GL/AUTO/UMB/WC

REVISION NUMBER:

THIS IS TO CERTIFY THAT THE POLICIES OF INSURANCE LISTED BELOW HAVE BEEN ISSUED TO THE INSURED NAMED ABOVE FOR THE POLICY PERIOD INDICATED. NOTWITHSTANDING ANY REQUIREMENT, TERM OR CONDITION OF ANY CONTRACT OR OTHER DOCUMENT WITH RESPECT TO WHICH THIS CERTIFICATE MAY BE ISSUED OR MAY PERTAIN, THE INSURANCE AFFORDED BY THE POLICIES DESCRIBED HEREIN IS SUBJECT TO ALL THE TERMS, EXCLUSIONS AND CONDITIONS OF SUCH POLICIES. LIMITS SHOWN MAY HAVE BEEN REDUCED BY PAID CLAIMS.

INSR LTR	TYPE OF INSURANCE	ADDL INSD	SUBR WVD	POLICY NUMBER	POLICY EFF (MM/DD/YYYY)	POLICY EXP (MM/DD/YYYY)	LIMITS
A	<input checked="" type="checkbox"/> COMMERCIAL GENERAL LIABILITY <input type="checkbox"/> CLAIMS-MADE <input checked="" type="checkbox"/> OCCUR \$10,000 Property Damage Ded GEN'L AGGREGATE LIMIT APPLIES PER: <input checked="" type="checkbox"/> POLICY <input type="checkbox"/> PROJECT <input type="checkbox"/> LOC OTHER:			IIC-GL-06013-04	6/12/2023	6/12/2024	EACH OCCURRENCE \$ 1,000,000 DAMAGE TO RENTED PREMISES (Ea occurrence) \$ 100,000 MED EXP (Any one person) \$ 5,000 PERSONAL & ADV INJURY \$ 1,000,000 GENERAL AGGREGATE \$ 3,000,000 PRODUCTS - COM/OP AGG \$ 3,000,000
A	<input checked="" type="checkbox"/> AUTOMOBILE LIABILITY <input checked="" type="checkbox"/> ANY AUTO ALL OWNED AUTOS <input type="checkbox"/> SCHEDULED AUTOS <input checked="" type="checkbox"/> HIRED AUTOS <input checked="" type="checkbox"/> NON-OWNED AUTOS			IIC-CA-01425-04 \$5,000 Comp Ded \$5,000 Collision Ded	6/12/2023	6/12/2024	COMBINED SINGLE LIMIT (Ea accident) \$ 1,000,000 BODILY INJURY (Per person) \$ BODILY INJURY (Per accident) \$ PROPERTY DAMAGE (Per accident) \$
A	<input checked="" type="checkbox"/> UMBRELLA LIAB <input checked="" type="checkbox"/> OCCUR EXCESS LIAB <input type="checkbox"/> CLAIMS-MADE DED RETENTION \$ 0			IIC-EX-00815-04	6/12/2023	6/12/2024	EACH OCCURRENCE \$ 4,000,000 AGGREGATE \$ 4,000,000
B	WORKERS COMPENSATION AND EMPLOYERS' LIABILITY ANY PROPRIETOR/PARTNER/EXECUTIVE OFFICER/MEMBER EXCLUDED? (Mandatory in NH) If yes, describe under DESCRIPTION OF OPERATIONS below	Y/N	N/A	153341	1/1/2023	1/1/2024	<input checked="" type="checkbox"/> PER STATUTE <input type="checkbox"/> OTHER E.L. EACH ACCIDENT \$ 1,000,000 E.L. DISEASE - EA EMPLOYEE \$ 1,000,000 E.L. DISEASE - POLICY LIMIT \$ 1,000,000

DESCRIPTION OF OPERATIONS / LOCATIONS / VEHICLES (ACORD 101, Additional Remarks Schedule, may be attached if more space is required)

Blanket waiver of subrogation if required by written contract in respects to Workers Compensation.
Blanket additional insured and blanket waiver of subrogation if required by written contract in respects to General Liability & Auto Liability.

CERTIFICATE HOLDER

CANCELLATION

Jefferson Parish Purchasing Department
200 Derbigny Street
General Government Building, S
Gretna, LA 70053

SHOULD ANY OF THE ABOVE DESCRIBED POLICIES BE CANCELLED BEFORE THE EXPIRATION DATE THEREOF, NOTICE WILL BE DELIVERED IN ACCORDANCE WITH THE POLICY PROVISIONS.

AUTHORIZED REPRESENTATIVE

C Trapani, CIC/TROSC

ACORD 25 (2014/01)
INS025 (201401)

The ACORD name and logo are registered marks of ACORD

© 1988-2014 ACORD CORPORATION. All rights reserved.

Terminix Service Company Inc.

CAMPAIGN CONTRIBUTIONS				
Elected Official	Date of Donation	Amount	Donor	Notes
Cynthia Lee-Sheng	6/4/2019	\$ 2,500.00	Terminix Service Company Inc.	
Jennifer Van Vrancken	8/7/2019	\$ 2,500.00	Terminix Service Company Inc.	
Clay Moise	4/27/2022	\$ 1,061.49	Terminix Service Company Inc	In-Kind
Hans Liljeberg	8/29/2023	\$ 2,500.00	Terminix Service Company Inc.	

as of 9/20/2023

FOR PUBLIC DISPLAY - NOT TRANSFERABLE

ISSUED BY

SHERIFF AND EX-OFFICIO TAX COLLECTOR-JEFFERSON PARISH, LOUISIANA

2023 Occupational License Tax

|||||

TERMINIX SERVICE CO INC
PO BOX 8668
METAIRIE, LA 70011



License # 3077823

Account # 50904245

Location Address

2400 N ARNOULT RD
METAIRIE, LA

Business Class 561710

Exterminating and Pest Control Services

License Class 1740

Retail Mdse/Service/Rental/etc

Tax	Interest	Penalty	Other	Total	Payment
\$6,200.00	\$0.00	\$0.00	\$0.00	\$6,200.00	\$6,200.00

Joseph P. Lopinto, III

JOSEPH P. LOPINTO, III
SHERIFF & TAX COLLECTOR

Gregory A. Ruppert

Gregory A. Ruppert, Director
Bureau of Revenue and Taxation

Pursuant to Jefferson Parish Code of Ordinances Chapter 35, Article VI, Section 35-153, the issuance of this occupational license to the person or firm named hereon is a receipt for payment of said tax and entitles the recipient to operate a business at the location shown, provided said business is operated within the confines of the application thereof, and does not violate any parish or state criminal, health, or zoning laws. This license will expire December 31, 2023.

RENEWAL APPLICATIONS ARE DUE PRIOR TO MARCH 1.



LOUISIANA DEPARTMENT OF AGRICULTURE & FORESTRY

MIKE STRAIN D V M, COMMISSIONER

Structural Pest Control Commission, 5825 Florida Blvd., Suite 3003, Baton Rouge, LA 70806, (225) 925-4578, FAX (225) 925-3760

STRUCTURAL PEST CONTROL LICENSE:

CHRISTOPHER LEE
2400 N ARNOULT RD
METAIRIE LA 70001

Date: 08/28/2023

Permit No: 003XWM

Phone: (504) 401-2800

Phase(s) / Categories

LP2 - Commercial Vertebrate Control

LP1 - General Pest Control

LP3 - Termite Control

Please verify information for correctness. If changes are necessary, make corrections and promptly return to issuing agency.

Louisiana Department of Agriculture & Forestry

Mike Strain DVM, Commissioner

Structural Pest Control Commission, 5825 Florida Blvd., Suite 3003, Baton Rouge, LA 70806

Be it known that the individual named below has complied with all relevant requirements of the Louisiana Revised Statutes and effective 8/3/2022 through the date(s) indicated is hereby authorized to engage in **STRUCTURAL PEST CONTROL** in the phases listed.

Categories

LP2 - Commercial Vertebrate Control

LP1 - General Pest Control

LP3 - Termite Control

Recertify By

12/31/2025

12/31/2025

12/31/2025

CHRISTOPHER LEE

2400 N ARNOULT RD

METAIRIE LA 70001

TERMINIX SERVICES INC (16595)

Commissioner

DISPLAY IN A PROMINENT PLACE.

Permit No: 003XWM

2323

LOUISIANA DEPARTMENT OF AGRICULTURE & FORESTRY

Agricultural & Environmental Sciences

5825 Florida Blvd., Suite 3003

Baton Rouge, LA 70806



CHRISTOPHER LEE
2400 N ARNOULT RD
METAIRIE LA 70001

IMPORTANT
OFFICIAL DOCUMENT ENCLOSED



LOUISIANA DEPARTMENT OF AGRICULTURE & FORESTRY

MIKE STRAIN D V M, COMMISSIONER

Structural Pest Control Commission, 5825 Florida Blvd., Suite 3003, Baton Rouge, LA 70806, (255) 925-4578 , FAX (225) 925-3760

STRUCTURAL PEST CONTROL LICENSE:

RONALD K LANDIS
2400 N ARNOULT ROAD
METAIRIE LA 70001

Date: 06/26/2023

Permit No: 0022HX

Phone: (504) 834-7330

Phase(s) / Categories

LP2 - Commercial Vertebrate Control
LP6 - Commodity Fumigation
LP1 - General Pest Control
LP5 - Ship Fumigation
LP4 - Structural Fumigation
SGS - Structural General Standards
LP3 - Termite Control

Please verify information for correctness. If changes are necessary, make corrections and promptly return to issuing agency.

Louisiana Department of Agriculture & Forestry

Mike Strain DVM, Commissioner

Structural Pest Control Commission, 5825 Florida Blvd., Suite 3003, Baton Rouge, LA 70806

Be it known that the individual named below has complied with all relevant requirements of the Louisiana Revised Statutes and effective **12/15/2022** through the date(s) indicated is hereby authorized to engage in **STRUCTURAL PEST CONTROL** in the phases listed.

Categories

LP2 - Commercial Vertebrate Control
LP6 - Commodity Fumigation
LP1 - General Pest Control
LP5 - Ship Fumigation
LP4 - Structural Fumigation
SGS - Structural General Standards
LP3 - Termite Control

Recertify By

12/31/2025
12/31/2025
12/31/2025
12/31/2025
12/31/2025
12/31/2025
12/31/2025

RONALD K LANDIS
2400 N ARNOULT ROAD
METAIRIE LA 70001
TERMINIX SERVICES INC (16595)

Mike Strain
Commissioner

DISPLAY IN A PROMINENT PLACE.

Permit No: 0022HX

2323

LOUISIANA DEPARTMENT OF AGRICULTURE & FORESTRY

Agricultural & Environmental Sciences
5825 Florida Blvd., Suite 3003
Baton Rouge, LA 70806



IMPORTANT
OFFICIAL DOCUMENT ENCLOSED

IMPORTANT
OFFICIAL DOCUMENT ENCLOSED

STRUCTURAL PEST CONTROL
TECHNICIAN CERTIFICATE

KENNETH DERENBECKER
TERMINIX SERVICES INC (16595)
PO BOX 8668
METAIRIE LA 70011

This is your Structural Pest Control Technician Registration card. Keep on your person at all times when performing duties specific to this registration in the phases listed. This card must be signed in the space provided on the reverse side in the presence of the primary licensee. Please use a "permanent ink" type marker for signature.

Structural Technicians

Card/USAPlants ID No.: 004J07

KENNETH DERENBECKER
TERMINIX SERVICES INC (16595)
PO BOX 8668
METAIRIE LA 70011

Card Expires: 12/31/2024

LOUISIANA DEPARTMENT OF
AGRICULTURE & FORESTRY

IDENTIFICATION CARD



TERMINIX SERVICES INC (16595)
KENNETH DERENBECKER
2400 N. ARNOULT ROAD
METAIRIE LA 70001

ID Number

004J07

Expiration Date: 12/31/2024


Mike Strain, DVM COMMISSIONER

Phase(s) / Categories

P2 - Commercial Vertebrate Control
P1 - General Pest Control
P3 - Termite Control

Please verify all information for correctness. If changes are necessary, please note them and promptly return to issuing agency.

Card and Test Problems/Questions: (225) 925-4578

LOUISIANA DEPARTMENT OF
AGRICULTURE & FORESTRY

IDENTIFICATION CARD



TERMINIX SERVICES INC (16595)
FRANCISCO A. BADILLO
2400 N. ARNOULT ROAD
METAIRIE LA 70001

ID Number

004H1F

Expiration Date: 12/31/2024

Mike Strain, DVM COMMISSIONER



Certified licensed or Registered as
(STRT)

Categories

P1 - General Pest Control
P2 - Commercial Vertebrate Control
P3 - Termites Control

Recertify By

12/31/2024
12/31/2024
12/31/2024

Signature:

LDAF EMERGENCY HOTLINE: 855-452-5323
LA POISON CONTROL CENTER: 800-222-1222

LOUISIANA DEPARTMENT OF
AGRICULTURE & FORESTRY

IDENTIFICATION CARD



TERMINIX SERVICES INC (16595)

Jacobi Cook
2400 N Arnoult Rd.
Metairie LA 70001

ID Number

004G34

Expiration Date: 12/31/2024

Mike Strain, DVM COMMISSIONER

Certified licensed or Registered as
(STR)

Categories

P1 - General Pest Control
P2 - Commercial Vertebrate Control
P3 - Termite Control

Recertify By

12/31/2024
12/31/2024
12/31/2024

Signature: _____

LDAF EMERGENCY HOTLINE: 855-452-5323
LA POISON CONTROL CENTER: 800-222-1222

LOUISIANA DEPARTMENT OF
AGRICULTURE & FORESTRY
IDENTIFICATION CARD



TERMINIX SERVICES INC (16595)
LARRY SMITH JR
2329 EDENBORN AVE
METAIRIE LA 70001

ID Number:

003NVP

Expiration Date: 12/31/2023

Mike Strain, DVM COMMISSIONER

Certified licensed or Registered as
(ST) Structural Pest Control Technician

Categories

P2 - Commercial Vertebrate Control
P1 - General Pest Control
T3 - Termite Control

Recertify By

12/31/2023
12/31/2023
12/31/2023

9V14E00

Signature: _____

LDAF EMERGENCY HOTLINE: 855-452-5323
LA POISON CONTROL CENTER: 800-222-1222

LOUISIANA DEPARTMENT OF
AGRICULTURE & FORESTRY
IDENTIFICATION CARD

NOT AN EMPLOYEE OF THE STATE



TERMINIX SERVICES INC (16595)

ODAIN BYFIELD
2400 N ARNOULT RD
METAIRIE, LA 70001

REGISTRATIONS
ST

ID Number

00184428

Effective Date: 2/25/2022

Mike Strain
MIKE STRAIN DVM COMMISSIONER



CERTIFIED, LICENSED OR REGISTERED AS

(ST) STRUCTURAL PEST CONTROL TECHNICIAN

CATEGORIES

RECERTIFY BY

P1-General Pest Control

12/31/2023

P2-Commercial Vertebrate Control

12/31/2023

P3-Termite Control

12/31/2023

SIGNATURE _____

LOAF PESTICIDE SPILL HOTLINE: 225-925-3763

LA POISON CONTROL CENTER: 800-222-1222

LOUISIANA DEPARTMENT OF
AGRICULTURE & FORESTRY

IDENTIFICATION CARD



TERMINIX SERVICES INC (16595)
DANNY HUNTINGTON JR
2400 N. ARNOULT ROAD
METAIRIE LA 70001

ID Number

004H1G

Expiration Date: 12/31/2024

Mike Strain, DVM COMMISSIONER

Certified licensed or Registered as
(STRT)

Categories

P1 - General Pest Control
P2 - Commercial Vertebrate Control
P3 - Termite Control

Recertify By

12/31/2024
12/31/2024
12/31/2024

Signature:

LOAF EMERGENCY HOTLINE:
LA POISON CONTROL CENTER:

855-452-5323
800-222-1222

LOUISIANA DEPARTMENT OF
AGRICULTURE & FORESTRY

IDENTIFICATION CARD



TERMINIX SERVICES INC (16595)
JORDAN FRANCOIS
2400 N. ARNOULT ROAD
METAIRIE LA 70001

ID Number

004HDQ

Expiration Date: 12/31/2024

Mike Strain, DVM COMMISSIONER

Certified licensed or Registered as
(STRT)

Categories

P1 - General Pest Control
P2 - Commercial Vertebrate Control
P3 - Termite Control

Recertify By

12/31/2024
12/31/2024
12/31/2024

Signature: _____

LDAF EMERGENCY HOTLINE: 855-452-5323
LA POISON CONTROL CENTER: 800-222-1222

**IMPORTANT
OFFICIAL DOCUMENT ENCLOSED**

**STRUCTURAL PEST CONTROL
TECHNICIAN CERTIFICATE**

PAUL STRICKLAND
TERMINIX SERVICES INC (16595)
PO BOX 8668
METAIRIE LA 70011

This is your Structural Pest Control Technician Registration card. Keep on your person at all times when performing duties specific to this registration in the phases listed. This card must be signed in the space provided on the reverse side in the presence of the primary licensee. Please use a "permanent ink" type marker for signature.

Structural Technicians

Card/USAPlants ID No.: 004HDP

PAUL STRICKLAND
TERMINIX SERVICES INC (16595)
PO BOX 8668
METAIRIE LA 70011

Card Expires: 12/31/2024

LOUISIANA DEPARTMENT OF
AGRICULTURE & FORESTRY

IDENTIFICATION CARD



TERMINIX SERVICES INC (16595)
PAUL STRICKLAND
2400 N. ARNOULT ROAD
METAIRIE LA 70056

ID Number

004HDP

Expiration Date: 12/31/2024

Mike Strain
Mike Strain, DVM COMMISSIONER

Phase(s) / Categories

P2 - Commercial Vertebrate Control
P1 - General Pest Control
P4 - Structural Fumigation
P3 - Termite Control

RECEIVED
JUL 28 2023

ENTERED
JUL 28 2023

Please verify all information for correctness. If changes are necessary, please note them and promptly return to issuing agency.

Card and Test Problems/Questions: (225) 925-4578



LOUISIANA DEPARTMENT OF AGRICULTURE & FORESTRY

MIKE STRAIN D V M, COMMISSIONER

Structural Pest Control Commission, 5825 Florida Blvd., Suite 1003, Baton Rouge, LA 70806, (225) 925-4578, FAX (225) 925-3760

**IMPORTANT
OFFICIAL DOCUMENT ENCLOSED**

STRUCTURAL PEST CONTROL TECHNICIAN CERTIFICATE

ANDREW NORA SR.
TERMINIX SERVICES INC (16595)
PO BOX 8668
METAIRIE LA 70011

This is your Structural Pest Control Technician Registration card. Keep on your person at all times when performing duties specific to this registration in the phases listed. This card must be signed in the space provided on the reverse side in the presence of the primary licensee. Please use a "permanent ink" type marker for signature.

Structural Technicians

Card/USAPlants ID No.: 004HN4

ANDREW NORA SR.
TERMINIX SERVICES INC (16595)
PO BOX 8668
METAIRIE LA 70011

Card Expires: 12/31/2024

LOUISIANA DEPARTMENT OF
AGRICULTURE & FORESTRY

IDENTIFICATION CARD



TERMINIX SERVICES INC (16595)
ANDREW NORA SR.
2400 N. ARNOULT ROAD
METAIRIE LA 70001

ID Number

004HN4

Expiration Date: 12/31/2024

Mike Strain
Mike Strain, DVM COMMISSIONER

Phase(s) / Categories

P2 - Commercial Vertebrate Control
P1 - General Pest Control
P3 - Termites Control

Please verify all information for correctness. If changes are necessary, please note them and promptly return to issuing agency.

Card and Test Problems/Questions: (225) 925-4578

IMPORTANT
OFFICIAL DOCUMENT ENCLOSED

STRUCTURAL PEST CONTROL
TECHNICIAN CERTIFICATE

PIERCE JEFFS
TERMINIX SERVICES INC (16595)
PO BOX 8688
METAIRIE LA 70011

This is your Structural Pest Control Technician Registration card. Keep on your person at all times when performing duties specific to this registration in the phases listed. This card must be signed in the space provided on the reverse side in the presence of the primary licensee. Please use a "permanent ink" type marker for signature.

Structural Technicians

Card/USAPLants ID No.: 004J05

PIERCE JEFFS
TERMINIX SERVICES INC (16595)
PO BOX 8688
METAIRIE LA 70011

Card Expires: 12/31/2024

LOUISIANA DEPARTMENT OF
AGRICULTURE & FORESTRY

IDENTIFICATION CARD



TERMINIX SERVICES INC (16595)
PIERCE JEFFS
2400 N. ARNOULT ROAD
METAIRIE LA 70001

ID Number

004J05

Expiration Date: 12/31/2024

Mike Strain, DVM COMMISSIONER

Phase(s) / Categories

P2 - Commercial Vertebrate Control
P1 - General Pest Control
P3 - Termite Control

*Please verify all information for correctness. If changes are necessary, please note them and promptly return to issuing agency.

Card and Test Problems/Questions: (225) 925-4578



LOUISIANA DEPARTMENT OF AGRICULTURE & FORESTRY

MIKE STRAIN D V M, COMMISSIONER

Structural Pest Control Commission, 5825 Florida Blvd., Suite 1003, Baton Rouge, LA 70806, (225) 925-4578, FAX (225) 925-3780

**IMPORTANT
OFFICIAL DOCUMENT ENCLOSED**

STRUCTURAL PEST CONTROL TECHNICIAN CERTIFICATE

**FREDRICK POWELL
TERMINIX SERVICES INC (16595)
PO BOX 8668
METAIRIE LA 70011**

This is your Structural Pest Control Technician Registration card. Keep on your person at all times when performing duties specific to this registration in the phases listed. This card must be signed in the space provided on the reverse side in the presence of the primary licensee. Please use a "permanent ink" type marker for signature.

Structural Technicians

Card/USAPlants ID No.: 004HNA

**FREDRICK POWELL
TERMINIX SERVICES INC (16595)
PO BOX 8668
METAIRIE LA 70011**

Card Expires: 12/31/2024

LOUISIANA DEPARTMENT OF AGRICULTURE & FORESTRY

IDENTIFICATION CARD



**TERMINIX SERVICES INC (16595)
FREDRICK POWELL
2400 N. ARNOULT ROAD
METAIRIE LA 70001**

ID Number

004HNA

Expiration Date: 12/31/2024

Mike Strain
Mike Strain, DVM COMMISSIONER

Phase(s) / Categories

P2 - Commercial Vertebrate Control
P1 - General Pest Control
P3 - Termites Control

Please verify all information for correctness. If changes are necessary, please note them and promptly return to issuing agency.

Card and Test Problems/Questions: (225) 925-4578



LOUISIANA DEPARTMENT OF AGRICULTURE & FORESTRY

MIKE STRAIN D V M, COMMISSIONER

Structural Pest Control Commission, 5825 Florida Blvd., Suite 1003, Baton Rouge, LA 70806, (225) 925-4578, FAX (225) 925-3760

**IMPORTANT
OFFICIAL DOCUMENT ENCLOSED**

STRUCTURAL PEST CONTROL TECHNICIAN CERTIFICATE

**BRANDELL HOLLINGSWORTH
TERMINIX SERVICES INC (16595)
PO BOX 8668
METAIRIE LA 70011**

This is your Structural Pest Control Technician Registration card. Keep on your person at all times when performing duties specific to this registration in the phases listed. This card must be signed in the space provided on the reverse side in the presence of the primary licensee. Please use a "permanent ink" type marker for signature.

Structural Technicians

Card/USAPlants ID No.: 0043M4

**BRANDELL HOLLINGSWORTH
TERMINIX SERVICES INC (16595)
PO BOX 8668
METAIRIE LA 70011**

Card Expires: 12/31/2024

LOUISIANA DEPARTMENT OF AGRICULTURE & FORESTRY IDENTIFICATION CARD



**TERMINIX SERVICES INC (16595)
BRANDELL HOLLINGSWORTH
2400 N Arnoult Rd
Metairie LA 70001**

ID Number

0043M4

Expiration Date: 12/31/2024

Mike Strain, DVM COMMISSIONER

Phase(s) / Categories

P2 - Commercial Vertebrate Control

P1 - General Pest Control

P4 - Structural Fumigation

P3 - Termite Control

Please verify all information for correctness. If changes are necessary, please note them and promptly return to issuing agency.

Card and Test Problems/Questions: (225) 925-4578



LOUISIANA DEPARTMENT OF AGRICULTURE & FORESTRY

MIKE STRAIN D V M, COMMISSIONER

Structural Pest Control Commission, 5825 Florida Blvd., Suite 1003, Baton Rouge, LA 70806, (225) 925-4578, FAX (225) 925-3760

**IMPORTANT
OFFICIAL DOCUMENT ENCLOSED**

STRUCTURAL PEST CONTROL TECHNICIAN CERTIFICATE

DEVANTE PETIT
TERMINIX SERVICES INC (16595)
PO BOX 8668
METAIRIE LA 70011

This is your Structural Pest Control Technician Registration card. Keep on your person at all times when performing duties specific to this registration in the phases listed. This card must be signed in the space provided on the reverse side in the presence of the primary licensee. Please use a "permanent ink" type marker for signature.

Structural Technicians

Card/USAPlants ID No.: 004J57

DEVANTE PETIT
TERMINIX SERVICES INC (16595)
PO BOX 8668
METAIRIE LA 70011

Card Expires: 12/31/2024

LOUISIANA DEPARTMENT OF AGRICULTURE & FORESTRY IDENTIFICATION CARD



TERMINIX SERVICES INC (16595)
DEVANTE PETIT
2400 N. ARNOULT ROAD
METAIRIE LA 70001

ID Number

004J57

Expiration Date: 12/31/2024

Mike Strain, DVM COMMISSIONER

Phase(s) / Categories

P2 - Commercial Vertebrate Control

P1 - General Pest Control

P3 - Termite Control

LOUISIANA DEPARTMENT OF
AGRICULTURE & FORESTRY
IDENTIFICATION CARD



TERMINIX SERVICES INC (16595)
RICHARD J CHAUPPETTA JR
2400 N ARNOULT RD
METAIRIE LA 70001

ID Number

0026A2

Expiration Date: 12/31/2023

Mike Strain, DVM COMMISSIONER

Certified licensed or Registered as
(ST) Structural Pest Control Technician

Categories

P2 - Commercial Vertebrate Control
P1 - General Pest Control
P3 - Termite Control

Recertify By

12/31/2023
12/31/2023
12/31/2023

Signature: _____

LDAF EMERGENCY HOTLINE: 855-452-5323
LA POISON CONTROL CENTER: 800-222-1222

AGRICULTURE & FORESTRY
IDENTIFICATION CARD



TERMINX SERVICES INC (16595)
MICHEAL D GONZALES
2400 N ARNOULT RD
METAIRIE LA 70001

ID Number

0023CD

Expiration Date: 12/31/2023

Mike Strain

Mike Strain, DVM COMMISSIONER

Certified licensed or Registered as
(STRT)

Categories

P1 - General Pest Control
P2 - Commercial Vertebrate Control

Recertify By

12/31/2023
12/31/2023

Signature: *Michael D. Gonzales*

LDAF EMERGENCY HOTLINE: 855-452-5323
LA POISON CONTROL CENTER: 800-222-1222

LOUISIANA DEPARTMENT OF
AGRICULTURE & FORESTRY
IDENTIFICATION CARD



TERMINIX SERVICES INC (16595)
BARRY C BRYANT
2400 N ARNOULT RD
METAIRIE LA 70001

ID Number

003XXW

Expiration Date: 12/31/2023

Mike Strain, DVM COMMISSIONER

Certified licensed or Registered as
(ST) Structural Pest Control Technician

Categories

P2 - Commercial Vertebrate Control
P1 - General Pest Control
P3 - Termite Control

Recertify By

12/31/2023
12/31/2023
12/31/2023




Signature: _____

LDAF EMERGENCY HOTLINE: 855-452-5323
LA POISON CONTROL CENTER: 800-222-1222

TAURUS® SC

Termiticide/Insecticide



It is a violation of federal law to use this product in a manner inconsistent with its labeling.

- For sale to, use and storage only by individuals/firms licensed or registered by the state to apply termiticide and/or general pest control products.
- DO NOT use this product for termite or other pest control indoors, except for label-specified applications for termite control and foam applications to wall voids for control of other listed pests.
- DO NOT use on golf course turf. May be used for control of termites and other listed pests found on/near structures associated with golf courses, but only as specified on this label.
- DO NOT use on animal trophies or animal skins.
- DO NOT use on/in commercial bee hives.

See inside booklet for additional Restrictions, First Aid, Precautionary Statements, Directions For Use, Conditions of Sale and Warranty, and state-specific use sites and/or restrictions.

ACTIVE INGREDIENT:

*Fipronil..... 9.1%

OTHER INGREDIENTS: 90.9%

TOTAL: 100.0%

* (5-amino-1-(2,6-dichloro-4-(trifluoromethyl)phenyl)-4-((1R,S)-(trifluoromethyl)sulfinyl)-1-H-pyrazole-3-carbonitrile)

TAURUS® SC termiticide/insecticide contains 0.8 pounds active ingredient per gallon.

KEEP OUT OF REACH OF CHILDREN CAUTION/PRECAUCIÓN

Si usted no entiende la etiqueta, busque a alguien para que se la explique a usted en detalle.

(If you do not understand the label, find someone to explain it to you in detail.)

See attached label for additional precautionary information and complete Directions for Use.

EPA Reg. No. 53883-279

EPA Est. No. 53883-TX-002

NET CONTENTS:
2.5 GALLONS



ADAMA

Manufactured by:

**Control
Solutions Inc.**

5903 Genoa-Red Bluff, Pasadena, TX 77507

A member of Adama
Consumer and Professional Solutions

EPA 112619

FIRST AID	
Have the product container or label with you when calling a poison control center or doctor or going for treatment.	
If swallowed:	<ul style="list-style-type: none"> • Call a Poison Control Center or doctor immediately. • DO NOT induce vomiting unless told to by a poison control center or doctor. • DO NOT give any liquid to the person. • DO NOT give anything by mouth to an unconscious person.
If on skin or clothing:	<ul style="list-style-type: none"> • Take off contaminated clothing. • Rinse skin immediately with plenty of water for 15-20 minutes. • Call a poison control center or doctor for treatment advice.
If inhaled:	<ul style="list-style-type: none"> • Move person to fresh air. • If person is not breathing, call 911 or an ambulance, then give artificial respiration, preferably by mouth-to-mouth, if possible. • Call a poison control center or doctor for treatment advice.
If in eyes:	<ul style="list-style-type: none"> • Hold eye open and rinse slowly and gently with water for 15-20 minutes. Remove contact lenses, if present, after the first 5 minutes, then continue rinsing eye. • Call a poison control center or doctor for treatment advice.
Note to Physician: There is no specific antidote. All treatment should be based on observed signs and symptoms of distress in the patient. Overexposure to materials other than this product may have occurred. In severe cases of overexposure by oral ingestion, lethargy, muscle tremors, and in extreme cases, possibly convulsions may occur.	
Have the product container or label with you when calling a poison control center or doctor or going for treatment. You may also contact SafetyCall® (866) 897-8050 for emergency medical treatment information.	

PRECAUTIONARY STATEMENTS
Hazards to Humans and Domestic Animals
Caution

Harmful if swallowed, absorbed through skin or inhaled. Do not get in eyes, on skin or on clothing. Do not breathe spray mist. Wash thoroughly with soap and water after handling and before eating, drinking, chewing gum, or using tobacco. Remove and wash contaminated clothing before reuse.

Personal Protective Equipment (PPE):

Applicators and other handlers must wear:

- Long-sleeved shirt and long pants
- Shoes plus socks
- Waterproof gloves: barrier laminate, butyl rubber ≥ 14 mils, nitrile rubber ≥ 14 mils, neoprene rubber ≥ 14 mils, natural rubber ≥ 14 mils, polyethylene, polyvinyl chloride (PVC) ≥ 14 mils, or viton ≥ 14 mils

When working in a non-ventilated space, including but not limited to basements and crawl spaces, all pesticide handlers must wear:

- A dust/mist filtering respirator which includes a NIOSH approved respirator with any N, R, P, or HE filter or NIOSH approval number prefix TC-84A

When working in a non-ventilated space, including but not limited to basements and crawl spaces or when applying termiticide by rodding or sub-slab injection, all pesticide handlers must wear:

- Protective eyewear (goggles, a faceshield, or safety glasses with front, brow, and temple protection)

Follow the manufacturer's instructions for cleaning/maintaining PPE. If no such instructions for washables exist, use detergent and hot water. Keep and wash PPE separately from other laundry.

User Safety Recommendations

Users should wash hands thoroughly with soap and water before eating, drinking, chewing gum, using tobacco or using the toilet.

Remove contaminated clothing. Then wash body thoroughly with soap and water and put on clean clothing. Wash clothing with detergent and hot water before reusing.

Remove PPE immediately after handling this product. Wash outside of gloves before removing. Wash PPE before reusing.

ENVIRONMENTAL HAZARDS

For terrestrial uses, this pesticide is toxic to birds, fish, and aquatic invertebrates. Do not apply directly to water, or to areas where surface water is present or to intertidal areas below the mean high water mark. Runoff from treated areas may be hazardous to aquatic organisms in neighboring areas. Care must be taken to avoid runoff. Do not contaminate water by cleaning equipment or disposal of wastes. Do not contaminate water when disposing of equipment washwaters or rinsate.

DIRECTIONS FOR USE

It is violation of federal law to use this product in a manner inconsistent with its labeling.

Read entire label before using this product.

For sale to, use and storage only by individuals/firms licensed or registered by state to apply termiticide and/or general pest control products. States may have more restrictive requirements regarding qualifications of persons using this product. Consult the structural pest control regulatory agency of your state prior to use of this product.

Use Direction for Prevention and/or Control of Termites and Other Wood-infesting Pests

USE RESTRICTIONS:

When treating adjacent to an existing structure, the applicator must check the area to be treated, and immediate adjacent areas of the structure, for visible and accessible cracks and holes to prevent any leaks or significant exposures to persons occupying the structure. People present or residing in the structure during application must be advised to remove their pets and themselves from the structure if they see any signs of leakage. After application, the applicator is required to check for leaks. All leaks resulting in the deposition of termiticide in locations other than those prescribed on this label must be cleaned up prior to leaving the application site. Do not allow people or pets to contact contaminated areas or to reoccupy contaminated areas of the structure until the clean-up is completed.

- Prior to drilling and treating through concrete structures, such as patios, porches, sidewalks and foundation slabs applicator should first determine that there are no habitable areas below that could be unintentionally contaminated by the treatment.
- Only protected applicators wearing personal protective equipment as required by this product label may be in the area during application.
- All holes in commonly occupied areas into which this termiticide / insecticide product has been applied must be plugged. Plugs must be of a non-cellulose material or covered by an impervious, non-cellulose material.
- Do not apply finished dilution of this product until all heating/air conditioning ducts, air vents, plumbing pipes, sewer lines, floor drains, heating pipes and electrical lines/conduits are known and identified. Do not puncture or contaminate any of these.
- Do not use this product in voids insulated with rigid foam.
- Do not treat within a distance of one foot out from the drip line of edible plants.
- Do not treat fruit-bearing or nut-bearing trees.
- Do not contaminate public and private water supplies.
- Do not make treatments while precipitation is occurring.
- Do not treat soil that is water-saturated or frozen, or in conditions where runoff or movement from the treatment area/site will occur.

Product Information

When used in accordance with the directions in this label, this product provides effective prevention and/or control of subterranean termites. This product must be applied in a manner which provides a continuous treated zone to effectively prevent termites from infesting wood.

This product may only be applied by licensed technicians familiar with trenching, rodding, short rodding, sub-slab injection, low-pressure banded surface applications and foam delivery techniques. This product is an effective termiticide against a variety of subterranean, arboreal, drywood, and dampwood (e.g. *Reticulitermes*, *Zootermopsis*, *Heterotermes*, and *Coptotermes*), and other wood-infesting pests (e.g., carpenter ants, beetles, borers)

Taurus SC is labeled for use at 0.06%, 0.09%, or 0.125% finished dilution. The 0.06% finished dilution should be used for typical prevention and/or control situations. Where severe termite or other wood-infesting pest infestations, problem soils, or problem construction types exist, it is advisable to use 0.09% or 0.125% Taurus SC finished dilution, if permitted in the applicable use directions throughout this label. Where permitted within the use directions, Taurus SC can be applied as a foam application as directed in the Foam Applications for Prevention and/or Control of Termite, Wood infesting Pests, and General Pest Control section of this label.

Mixing Instructions

To mix Taurus SC termiticide / insecticide:

1. Fill the tank 1/4 to 1/3 full with water. The filling hose must be equipped with an anti-backflow device or water flow must include an air gap to protect against back siphoning.
2. Start the pump to begin by-pass agitation and place the end of the treating tool in the tank to allow circulation through the hose.
3. Add the specified amount of Taurus SC required to prepare the desired dilution.
4. Add the remaining water.
5. Continue to run the pump allowing recirculation through the hose back into the tank until the Taurus SC is completely dispersed.

NOTE: For tanks pre-filled with water, follow steps 2, 3, and 5 above.

NOTE: Recirculation/agitation may not be required for inline injection or other application systems.

- To mix a 0.06% dilution, add 0.8 fluid ounces of Taurus SC per gallon of finished dilution
- To mix a 0.09% dilution, add 1.2 fluid ounces of Taurus SC per gallon of finished dilution.
- To mix a 0.125% dilution, add 1.6 fluid ounces of Taurus SC per gallon of finished dilution.

Application Rates for Termiticide Use

For most applications, use the 0.06% dilution and apply at a rate of 4 gallons of dilution per 10 linear feet per foot of depth. For example, for treatment of 10 linear feet with a four-foot depth, use 4 x 4 (16) gallons per 10 linear feet. Do not apply at a concentration less than 0.06%. Where severe termite infestations occur, where problem soils occur or where difficult or problem construction types are encountered, it may be advisable to use either 0.09% or 0.125% concentration. Apply the higher concentration at a rate of 4 gallons of solution per 10 linear feet per foot of depth. For example, for treatment of 10 linear feet with a four-foot depth, use 16 (4 x 4) gallons per 10 linear feet. In dense soil that will not accept a volume of 4 gallons per linear foot per foot of depth, use the 0.125% dilution, and apply at a rate of 2 gallons per 10 linear feet per foot of depth. For example, for treatment of 10 linear feet with a four-foot depth, use 8 (2 x 4) gallons per 10 linear feet. When using the lower volume of application, be careful to maintain a continuous treated zone. If application requires drilling, drill holes less than 12" apart to maintain a continuous treated zone.

PRE-CONSTRUCTION TERMITE TREATMENTS

Basic Information for Pre-construction Termite Treatments

For pre-construction treatments, up to and including installation of the finished grade:

- **DO NOT** apply at a **LOWER** dosage and/or concentration than 0.06%, 0.09%, or 0.125% for horizontal and vertical treatments.
- **DO NOT** apply at a **LOWER** finished dilution volume than 1.0 to 1.5 gallons per 10 square feet for concrete slabs on ground or in basements (horizontal treated zones.)
- **DO NOT** apply at a **LOWER** finished dilution volume than 2 gallons per 10 linear feet per foot of depth for vertical treated zones along this interior and exterior perimeter of foundation walls and around pillars and other foundation elements.

In advance of treatment, applicators must notify the general contractor, construction superintendent, or other responsible personnel of the intended Taurus SC application and the intended sites of application. Applicators must instruct the person responsible to notify construction workers and other individuals on site to vacate the treatment area and not to return until Taurus SC has been absorbed into the soil. Do not apply at a dosage and/or concentration lower than 0.06% for applications up to and including installation of the final grade.

Application Information

Pre-construction treatments include any treatment made during all phases of construction up to and including installation of the final grade. Establishing a thorough and complete horizontal and vertical treated zone will provide effective pre-construction termite control.

When foundations are deeper than 4 feet, it is preferable to apply Taurus SC as the backfill is being replaced. If the backfill is already in place, the applicator must trench and rod into the trench or trench along the foundation walls, around pillars and other foundation elements, at the rate prescribed from grade to a minimum depth of 4 feet. When trenching, trenches must be a minimum of 6 inches deep (no deeper than the bottom of the footing) and need not be wider than 6 inches. When trenching in sloping or tiered soil, the trench must be stepped to ensure adequate distribution and to prevent Taurus SC from running out of the trench. When the top of the footing is exposed, the soil adjacent to the footing must be treated to a depth not to exceed the bottom of the footing. Never treat any structure below the footing.

Concrete Slab (Including Monolithic, Floating and Supported Concrete Slabs) on Ground or in Basements and Crawl Spaces

Horizontal treated zones: Apply an overall treatment of Taurus SC to the entire surface to be covered by the concrete slab. This includes living area, as well as carports, porches, basement floors, and any extended entrances. Apply this treatment at the rate of 1 to 1.5 gallons of finished dilution per 10 square feet using a coarse spray nozzle and low-pressure spray (less than 25 p.s.i.). Spray the dilution evenly and uniformly over the entire area to be treated. If the slab is not to be poured the same day as treatment, cover the treated soil with a waterproof barrier such as polyethylene sheeting.

Vertical treated zones: Apply Taurus SC at a rate of 1 gallon of finished dilution per square foot around anything penetrating the slab such as utility service and plumbing lines. Apply Taurus SC at a rate of 4 gallons of finished dilution per 10 linear feet per foot of depth along the inside and outside perimeter of foundation walls. The applicator must trench and rod into the trench or trench along the foundation walls and around pillars and other foundation elements. If the footing is more than 4 feet below grade, make this treatment to a minimum of 4 feet below grade. A trench need not be any wider than 6 inches. Treat the soil which will be replaced into the trench using a low-pressure spray (not more than 25 p.s.i. at the nozzle). When rodding from grade or from the bottom of a shallow trench, space the rod holes no more than 12 inches apart in a manner which will create a continuous treated zone.

It is highly recommended that a complete horizontal treated zone be created prior to the slab pour. However, if the slab was poured before a horizontal treatment could be made, refer to the "Post-Construction" section of this label for alternate application instructions.

Hollow Block Foundations or Voids

Create a continuous treatment zone by treating hollow block foundations or voids in masonry resting atop the footing. If voids in the masonry elements are not openly accessible, drill and treat into these voids by applying 2 gallons of finished dilution per 10 linear feet of footing using a nozzle pressure of 25 p.s.i. or lower. When using this treatment, drill the access holes as close to the footing as is practical. Drilling below the sill plate is acceptable. Applicators must examine the treated areas of voids in block or rubble foundation walls closely for possible runoff as a precaution against application leakage. Mechanical alteration to some areas may be required before a treatment can be made. Other areas may not be treatable.

All leaks resulting during the application of Taurus SC in locations other than those prescribed on this label must be cleaned up before leaving the application site. Do not allow people or pets to come in contact with contaminated areas or allow them to reoccupy the treatment site until the clean-up is completed.

POST-CONSTRUCTION CONVENTIONAL STRUCTURAL TERMITE TREATMENT

Application Information

For applications of Taurus SC made after the final grade is installed to protect the structure from termite infestation and/or to control existing termite populations, the applicator must trench and rod into the trench or trench along the foundation walls, around pillars and other foundation elements, at the rate prescribed from grade to the top of the footing. When the footing is more than 4 feet below grade, treat to a minimum depth of four feet. The depth of treatment will vary depending on soil type, degree of compaction and location of termite activity. When the top of the footing is exposed, the soil adjacent to the footing must be treated to a depth not to exceed the bottom of the footing. Never treat any structure below the footing.

To establish a complete exterior perimeter treatment zone along the foundation wall, drill any exterior concrete structures adjoining the foundation, such as patios, porches and sidewalks, and treat by sub-slab injection of Taurus SC finished dilution.

Before treatment, locate and identify all heating or air conditioning vents and ducts, water and sewer plumbing lines, electrical lines and conduits, and avoid contamination or damage to these structural elements.

Concrete Slab Over Soil (Including Monolithic, Floating and Supported Slabs):

Exterior perimeter: Apply by trenching and rodding into the trench or by trenching along the foundation walls at the rate of 4 gallons of finished dilution per 10 linear feet per foot of depth, or, if the footing is more than 4 feet below grade treat to a minimum depth of 4 feet. Trenches need not be wider than 6 inches and must be a minimum of 6 inches deep or to the bottom of the footing. Never treat a structure below the footing. Space the rod holes no more than 12 inches apart in a manner which will create a continuous treated zone. Mix the finished dilution into the soil before replacing it into the trench.

Sub-slab injection: Sub-slab injection treatments can be made from inside the structure, or in cases where this is not possible, from the outside of the structure by drilling through the foundation as directed below. Before treatment, locate and identify all heating or air conditioning vents and ducts, water and sewer plumbing lines, electrical lines and conduits, and avoid contamination or damage to these structural elements.

Vertical drilling / Injection: Make treatments under the slab by drilling vertically through the slab along the interior perimeter of the foundation including the garage. Drill holes along all concrete expansion joints, cracks, plumbing and utility services penetrating the slab. Drill holes along interior partition walls when there is clear evidence of termite activity or damage. Space all drill-holes no more than 12 inches apart in a manner which will create a continuous treated zone. Inject the finished dilution of Taurus SC into the drill-holes at a rate of 4 gallons per 10 linear feet per foot of depth. When making applications, use a lateral dispersal nozzle to achieve the best results. After treatment, all holes in commonly occupied areas must be plugged with a non-cellulose material or covered with an impervious, non-cellulose material.

Horizontal drilling / rodding / sub-slab injection from the exterior of the foundation: Use this technique to treat underneath the slab only when floors or interior design do not allow for treatment by vertical drilling. Care must be taken not to rod into heating or air conditioning vents and ducts, water and sewer plumbing lines, electrical lines and conduits. Use horizontal short rodding practices to create a continuous treated zone into the soil proximal to the inside of the foundation wall. Angle drill-holes through the outside of the foundation to ensure deposition of Taurus SC below any existing heating ducts, water and sewer lines, or electrical conduits. Use horizontal long rodding practices only when the areas to be treated underneath the slab are not accessible by vertical rodding or horizontal short rodding. Do not use long rods exceeding 20 feet. For all horizontal rodding applications space drill-holes no more than 12 inches apart in a manner which will create a continuous treated zone. Inject the finished dilution of Taurus SC into the drill-holes at a rate of 4 gallons per 10 linear feet per foot of depth. All holes must be plugged with a non-cellulose material or covered by an impervious, non-cellulose material.

Bath traps: Treat exposed soil or soil covered with tar or similar sealants beneath or around plumbing and/or drain pipe entry areas with a minimum of 1 gallon but not more than 4 gallons of finished dilution per square foot. It may be necessary to remove tar or sealant to ensure adequate soil penetration. Install an access door or inspection portal if one is not already present. After inspection and removal of all wood or cellulose debris, treat the soil by rodding or drenching with the finished dilution of Taurus SC.

Shower drains: To treat the soil beneath and adjacent to shower pan drains, drill through the slab adjacent to the shower pan and apply the finished dilution of Taurus SC by sub-slab injection. Foam can be used to maximize dispersion. Drill multiple access points adjacent to the drain, and use a directional dispersion tip to enhance the treatment of the soil beneath the drain. Treat with a minimum of 1 gallon but not more than 4 gallons of finished dilution per shower drain. Horizontal rodding can be used to access and treat soil associated with the shower drain.

Structures with French Drains and Sump Pumps: In sites where French drains exist at the footer along the foundation perimeter, common in hollow block foundation structures, the soil must be dry before applications can be made. Do not treat soil that is saturated or frozen. Do not make treatments while precipitation is occurring. To prevent seepage of finished dilution or damage to drains or tiles, do not rod through the slab any closer than 24 inches from French drains. Do not apply Taurus SC within 5 feet from the sump pump pit and pump. Do not drill through hollow block foundations that border French drains to prevent drainage or seepage from the block into the drains. Identify and locate French drains, then apply Taurus SC in the following manner:

1. Unplug the sump pump. Inspect the sump pit for water. If no water is present, keep the sump pump unplugged while making the treatment.
2. If water is in the pump pit, unplug the sump pump and remove four cups of water from the pit. Mark the water level. Wait 10 minutes then check the water level in the pit. If the water level has risen, there is too much seepage to make a treatment. If the water level has not risen, a treatment can be made as long as the sump pump remains unplugged.

During application, check the sump pump pit every few minutes for the presence of termiticide dilution. If dilution is detected, stop the treatment immediately and remove all dilution from the pump pit before plugging the pump back in. Dispose of the dilution from the sump pump pit as directed by this label in the "Storage and Disposal" section.

Basement Structures:

Exterior perimeter: Apply by trenching and rodding into the trench or by trenching along the foundation walls at the rate of 4 gallons of finished dilution of Taurus SC per 10 linear feet per foot of depth, or, if the footing is more than 4 feet below grade treat to a minimum depth of 4 feet. Trenches need not be wider than 6 inches and must be a minimum of 6 inches deep or to the bottom of the footing. When trenching in sloping or tiered soil, the trench must be stepped to ensure adequate distribution and to prevent Taurus SC from running out of the trench. Never treat a structure below the footing. Space the rod holes no more than 12 inches apart in a manner which will create a continuous treated zone. Mix the finished dilution into the soil before replacing it into the trench.

Interior perimeter: To treat under the basement floor slab, drill vertically through the slab along the interior perimeter of the foundation. Drill holes along all concrete expansion joints, cracks, and any plumbing or utility services penetrating the slab. Drill holes along both sides of partition foundation walls, and around piers. Where there is clear evidence of termite activity in a non-foundation interior partition wall, drill holes through the slab adjacent to the wall along one side. Space all drill-holes no more than 12 inches apart in a manner which will create a continuous treated zone. Inject the finished dilution of Taurus SC into the drill-holes at the rate of 4 gallons per 10 linear feet per foot of depth. When making applications, use a lateral dispersal nozzle to achieve the best results. After treatment, all holes in commonly occupied areas must be plugged with a non-cellulose material or covered with an impervious, non-cellulose material.

Accessible Crawl Space Construction: Before treatment turn off any air circulation equipment that moves air from the area to be treated to any untreated interior space of the structure. Do not turn the air circulation system back on until the application of Taurus SC is completed and has been absorbed into the soil. Treat crawl spaces by applying a vertical Taurus SC termiticide treatment at the rate of 4 gallons of finished dilution per 10 linear feet per foot of depth from grade to the top of the footing, or, if the footing is more than 4 feet below grade treat to a minimum depth of 4 feet. Apply by trenching, or by trenching and rodding into the trench. Treat both sides of foundation and around all piers and pipes. In areas where physical obstructions exist that prevent trenching, such as concrete walkways adjacent to the foundation, apply by rodding alone. Where soil type and/or conditions make trenching impossible, apply by rodding. When the top of the footing is exposed, treat the soil adjacent to the footing to a depth not to exceed the bottom of the footing. Read and follow the mixing directions in the "Mixing Instructions" section of this label when encountering soil types which will not accept the full application volume.

- Rod holes and trenches must not extend beneath the bottom of the footing.
- Space the rod holes no more than 12 inches apart in a manner which will create a continuous treated zone.
- Trenches need not be wider than 6 inches and must be a minimum of 6 inches deep or to the bottom of the footing. When trenching in sloping or tiered soil, the trench must be stepped to ensure adequate distribution and to prevent Taurus SC from running out of the trench. Mix the finished dilution into the soil before replacing it into the trench.

Inaccessible Crawl Space Construction: Before treatment turn off any air circulation equipment that moves air from the area to be treated to any untreated interior space of the structure. Do not turn the air circulation system back on until the application of Taurus SC is completed and has been absorbed into the soil. For any inaccessible interior areas, for example where the clearance between the floor joists and ground surfaces do not allow for operator access, excavate, if possible, and follow the instructions for accessible crawl spaces. When excavation is not possible, apply one or a combination of the following two methods:

1. Establish a horizontal treated zone by applying 1 gallon of finished dilution of Taurus SC with a coarse application nozzle (e.g., Delavan Type RD Raindrop, RD-7 or larger, or Spraying Systems Co. 80110LP Teejet or comparable nozzle) per 10 square feet of soil surface using a nozzle pressure of less than 25 p.s.i. For any area which cannot be reached with the application wand, use one or more extension rods. Do not broadcast or power spray with high pressures.
2. Establish a horizontal treated zone by drilling through the foundation wall or through the floor above and treat the soil adjacent to the foundation at a rate of 1 gallon of finished dilution of Taurus SC per 10 square feet. Drill spacing must not exceed 16 inches between drill-holes. Many states have smaller interval requirements so check state regulations before application. Treat the soil adjacent to foundation elements with short or long rodding techniques without drilling if it is possible to reach the soil to be treated with the treatment tool.

Hollow Block Foundations / Voids: Establish a continuous treated zone in hollow block foundations or voids in masonry resting on top of the footing by drilling and treating into voids of multiple masonry elements of the structure to soil level. If not openly accessible, drill and treat into voids of masonry elements. Apply 2 gallons of finished dilution per 10 linear feet of footing at a nozzle pressure of 25 p.s.i. or less. When making this treatment, drill access holes as close as possible to the footing, below the level of the sill plate if necessary. Applicators must examine the treated areas for possible runoff as a precaution against application leakage. Mechanical alteration to some areas may be required before a treatment can be made. Other areas may not be treatable. All leaks resulting during the application of Taurus SC in locations other than those prescribed on this label must be cleaned up before leaving the application site. Do not allow people or pets to come in contact with contaminated areas until the clean-up is completed.

Treatment of Structures with Wells or Cisterns:

Do not contaminate wells or cisterns.

Do not apply Taurus SC within 5 feet of any well or cistern. Treat soil 5 to 10 feet from any well or cistern by backfill method only. Treat soil adjacent to water pipes within 3 feet of grade by backfill method only.

Backfill method:

1. Trench to remove the soil to be treated and place it into a wheelbarrow or onto heavy plastic sheeting or similar material.
2. Treat the soil at a rate of 4 gallons of finished dilution of Taurus SC per 10 linear feet per foot of trench depth, or at a rate of 1 gallon per cubic foot of soil. Mix the Taurus SC thoroughly into soil while taking care to prevent runoff or spillage.
3. After the treated soil has completely absorbed the finished dilution of Taurus SC, put it back into the trench.

Structures Adjacent to Wells / Cisterns and / or Other Bodies of Water: Prior to application examine any structure with nearby sources of water such as wells, cisterns, ponds, streams or other bodies of water, then follow the treatment procedures described below.

1. If the pipe(s) from the well enter the structure with 3 feet of grade, expose them if possible prior to treatment. Treat the soil adjacent to the water pipe(s) using the backfill method described above.
2. Take precautions, prior to treatment, to limit the risk of Taurus SC being applied into subsurface drains which empty into any bodies of water, including evaluating whether treatment of the footer could result in contamination of subsurface drains. Take into consideration such factors as depth to the drain system, soil type and degree of soil compaction when determining the depth of treatment.
3. Use the treated backfill method, when appropriate (e.g., on the water side of the structure), to minimize off-site movement of Taurus SC.
4. To minimize potential runoff of Taurus SC into non-target areas, apply a finished dilution of 0.125% at a rate of 2 gallons per 10 linear feet per foot of depth.

Plenum Construction: Before treatment turn off any air circulation equipment that moves air from the area to be treated to any untreated interior space of the structure. Do not turn the air circulation system back on until the application of Taurus SC is completed and has been absorbed into the soil. Treat the soil exterior to the foundation walls according to the instructions in the "Accessible Crawl Space Construction" section of this label. Follow the instructions below for interior treatment of plenum structures that use a sealed under floor space to circulate heated or cooled air throughout the structure:

1. Remove sealing fabric and anything on the sealing fabric to expose no more than an 18 inch width adjacent to all foundation structures, including foundation walls, interior piers, pipes and any other structures in contact with soil. Treat according to the instructions for exterior and interior treatment in the "Accessible Crawl Space Construction" section of this label.
2. After the finished dilution of Taurus SC has been absorbed into the soil, return the sealing fabric and anything removed from the surface of the sealing fabric to their original pre-treatment positions.

Foam Application: When construction practices, soil subsidence, or other factors make it difficult to establish a continuous treated zone with conventional liquid application methods, supplement treat with the use of foam-generating equipment. Foam applications are useful in the treatment of filled stoops and porches, chimney bases, into block voids, behind masonry or other veneers, and into stud walls. Utilize applications of dry foam only (a range of 15:1 to 50:1 expansion ratio) when treating voids in stud walls. Apply foam to wall voids where evidence of termite presence or damage exist or are suspected.

Foam only treatments under slabs are appropriate when maximum horizontal coverage is desired in areas with no deep foundation or footing (for example: around plumbing entries and near settlement cracks in concrete slabs). Use both conventional liquid application and foam treatment in areas where both lateral spread and deeper vertical penetration of Taurus SC are desired. Effective treatment is highly dependent on volume and amount of active ingredient. Apply at least 75% of the finished dilution of Taurus SC as a liquid treatment, then deliver the remaining 25% or less to the appropriate areas as a foam application. The total amount of product applied as a combined foam and liquid treatment should be equivalent to volume of Taurus SC liquid finished dilution required for a liquid application alone. Foam applications provide a good supplement to liquid applications in difficult to treat areas.

Foam mixing instructions: Prepare the desired finished dilution of Taurus SC, then mix with the manufacturer's specified quantity of foaming agent in foaming equipment. Apply a sufficient volume of Taurus SC foam to establish a continuous treated zone at the rates directed in this label for specific applications. When sufficient foam volume cannot be applied to achieve the specified rate of Taurus SC supplement the treatment with additional liquid finished dilution to assure appropriate treatment volume and concentration in the treated area.

- 1 gallon of finished dilution at a foam expansion ratio of 25:1 makes 25 gallons of foam.
- 1.66 gallons of finished dilution at a foam expansion ratio of 15:1 makes 25 gallons of foam.
- 2.5 gallons of finished dilution at a foam expansion ratio of 10:1 makes 25 gallons of foam.
- 5 gallons of finished dilution at a foam expansion ratio of 5:1 makes 25 gallons of foam.

POST-CONSTRUCTION EXTERIOR PERIMETER / LOCALIZED INTERIOR (EP / LI) STRUCTURAL TERMITE TREATMENT – (Not approved for use in Louisiana)

General Information

This post-construction application of Taurus SC can be made after the final grade is installed to protect the structure from termite infestation and/or to control existing termite populations. This treatment method is designed to be non-invasive to the interior of the structure with the establishment of a continuous treated zone along the exterior of the foundation and only treating interior spaces where termite activity has been found. If you have questions regarding this treatment, consult the appropriate state agency.

Termite activity is defined as the presence of one or more of the following signs of infestation:

1. Alates (winged termites) have swarmed inside the structure.
2. Live termites are found to be active within the structure.
3. There is clear evidence of termite activity on or inside the structure such as the presence of mud tubes, galleries in wood.

Do not apply Taurus SC finished dilution as perimeter / localized interior treatment at a concentration lower than 0.06% or at an application volume lower than those specified in the "Application Rates for Termiticide Use" section of this label.

EXTERIOR PERIMETER TREATMENT

To prevent termite infestation of a structure, exterior perimeter applications of Taurus SC must be made in a manner which will create a continuous treated zone. If situations are encountered where the soil will not accept the full application volume specified in the use directions below, read and follow the direction in the "Application Rates for Termiticide Use" section of this label.

Concrete Slab on Ground (Including Monolithic, Floating and Supported Concrete Slabs): Apply along the exterior foundation perimeter by trenching and rodding into the trench or by trenching at the rate of 4 gallons of finished dilution per 10 linear feet per foot of depth. Trenches need not be wider than 6 inches and must be a minimum of 6 inches deep or to the bottom of the footing. Space the rod holes no more than 12 inches apart in a manner which will create a continuous treated zone. Mix the finished dilution into the soil before replacing it into the trench.

In areas where physical obstructions exist that prevent trenching, such as concrete walkways adjacent to the foundation, apply by rodding alone. Where soil type and/or conditions make trenching impossible, apply by rodding. In order to establish a complete exterior perimeter treatment zone, drilling and sub-slab treatment will be necessary wherever adjoining concrete structures exist such as patios, porches or sidewalks. For driveways, exterior drilling is necessary only around building supports or wall elements permanently located at driveway joints. Never treat a structure below the footing.

Basement and Inaccessible Crawl Space Construction: Apply along the exterior foundation perimeter by trenching and rodding into the trench or by trenching along the foundation walls at the rate of 4 gallons of finished dilution of Taurus SC per 10 linear feet per foot of depth, or, if the footing is more than 4 feet below grade treat to a minimum depth of 4 feet. Trenches need not be wider than 6 inches and must be a minimum of 6 inches deep or to the bottom of the footing. When trenching in sloping or tiered soil, the trench must be stepped to ensure adequate distribution and to prevent Taurus SC from running out of the trench. Space the rod holes no more than 12 inches apart in a manner which will create a continuous treated zone. Mix the finished dilution into the soil before replacing it into the trench. Never treat a structure below the footing.

In areas where physical obstructions exist that prevent trenching, such as concrete walkways adjacent to the foundation, apply by rodding alone. Where soil type and/or conditions make trenching impossible, apply by rodding. In order to establish a complete exterior perimeter treatment zone, drilling and sub-slab treatment will be necessary wherever adjoining concrete structures exist such as patios, porches or sidewalks. For driveways, exterior drilling is necessary only around building supports or wall elements permanently located at driveway joints. Never treat a structure below the footing.

If termite activity is detected inside an inaccessible crawl space, the area must be treated. Make a localized interior treatment at the site of termite activity and extending at least 2 feet in both directions from the activity. Choose the appropriate application technique for treating inaccessible crawl space construction by referring to the "POST-CONSTRUCTION CONVENTIONAL STRUCTURAL TERMITE TREATMENT" section of this label.

Accessible Crawl Space Construction: Before treatment turn off any air circulation equipment that moves air from the area to be treated to any untreated interior space of the structure. Do not turn the air circulation system back on until the application of Taurus SC is completed and has been absorbed into the soil.

Treat crawl spaces by applying a vertical Taurus SC termiticide treatment at the rate of 4 gallons of finished dilution per 10 linear feet per foot of depth from grade to the top of the footing, or, if the footing is more than 4 feet below grade treat to a minimum depth of 4 feet. Apply by trenching, or by trenching and rodding into the trench. Treat outside of foundation and around all piers and pipes. In areas where physical obstructions exist that prevent trenching, such as concrete walkways adjacent to the foundation, apply by rodding alone. Where soil type and/or conditions make trenching impossible, apply by rodding. When the top of the footing is exposed, treat the soil adjacent to the footing to a depth not to exceed the bottom of the footing. In order to establish a complete exterior perimeter treatment zone, drilling and sub-slab treatment will be necessary wherever adjoining concrete structures exist such as patios, porches or sidewalks. If situations are encountered where the soil will not accept the full application volume specified in the use directions below, read and follow the direction in the "Application Rates for Termiticide Use" section of this label.

- Rod holes and trenches must not extend beneath the bottom of the footing.
- Space the rod holes no more than 12 inches apart in a manner which will create a continuous treated zone.
- Trenches need not be wider than 6 inches and must be a minimum of 6 inches deep or to the bottom of the footing. When trenching in sloping or tiered soil, the trench must be stepped to ensure adequate distribution and to prevent Taurus SC from running out of the trench. Mix the finished dilution into the soil before replacing it into the trench.

To prevent standalone (i.e., not associated with foundation elements) termite shelter tube formation between soil and structural members in previously untreated area(s), an overall soil treatment of Taurus SC may be applied. Remove all cellulose debris before treatment. Apply Taurus SC finished dilution per 10 square feet to provide uniform treated zones. Apply using a coarse application nozzle with nozzle pressure of 25 PSI or less.

Garages: Attached garage floors should be treated.

Sub-slab injection: Sub-slab injection treatments can be made from inside the garage, or in cases where this is not possible, from the outside of the structure by drilling through the foundation as directed below. Before treatment, locate and identify all heating or air conditioning vents and ducts, water and sewer plumbing lines, electrical lines and conduits, and avoid contamination or damage to these structural elements.

Vertical drilling / injection: Make treatments under the slab by drilling vertically through the slab along the interior perimeter of the garage foundation. Drill holes along all concrete expansion joints, cracks, plumbing and utility services penetrating the slab. Drill holes along interior partition walls when there is clear evidence of termite activity or damage. Space all drill-holes no more than 12 inches apart in a manner which will create a continuous treated zone. Inject the finished dilution of Taurus SC into the drill-holes at a rate of 4 gallons per 10 linear feet per foot of depth. When making applications, use a lateral dispersal nozzle to achieve the best results. After treatment, all holes in commonly occupied areas must be plugged with a non-cellulose material or covered with an impervious, non-cellulose material such as Portland cement.

Horizontal drilling / rodding / sub-slab injection from the exterior of the garage foundation: Use this technique to treat underneath the slab only when interior design do not allow for treatment by vertical drilling. Care must be taken not to rod into heating or air conditioning vents and ducts, water and sewer plumbing lines, electrical lines and conduits. Use horizontal short rodding practices to create a continuous treated zone along the inside perimeter of the foundation. Angle drill-holes through the outside of the foundation to ensure deposition of Taurus SC below any existing heating ducts, water and sewer lines, or electrical conduits. Use horizontal long rodding practices only when the areas to be treated underneath the slab are not accessible by vertical rodding or horizontal short rodding. Do not use long rods exceeding 20 feet. For all horizontal rodding applications space drill-holes no more than 12 inches apart in a manner which will create a continuous treated zone. Inject the finished dilution of Taurus SC into the drill-holes at rate of 4 gallons per 10 linear feet per foot of depth. All holes must be plugged with a non-cellulose material or covered by an impervious, non-cellulose material such as Portland cement.

LOCALIZED INTERIOR TREATMENT

As part of a complete treatment, targeted interior applications may be made to vulnerable areas such as around plumbing or utility services penetrating floors, bath and / or shower traps, or along concrete expansion joints or settlement cracks.

If known termite activity exists in areas inside living spaces or in non-living spaces (such as crawl spaces, plenums etc.) of the structure, a localized interior treatment must be made at the immediate vicinity of the termite activity and radiating out at least 2 feet from the site in two or more directions.

Hollow Block Foundations / Voids: When termite activity is evident in or in the vicinity (within 2 feet) of hollow block foundations or voids in masonry resting on the footing, drill the wall adjacent to the evidence, if not openly accessible, and inject the finished dilution of Taurus SC into the void at a rate of 2 gallons per 10 linear feet of footing using a nozzle of 25 p.s.i. or less. This localized interior treatment to hollow block must be made at the site of the termite activity and to areas above the termite activity. Treatment must be applied radiating out at least 2 feet in two or more directions from the site of activity or along the wall pier or support post. Use of foam will maximize dispersion. When using this treatment, drill access hole below the sill plate as close as possible to the footing as is practical.

Applicators must examine the treated areas of voids in block or rubble foundation walls closely for possible runoff as a precaution against application leakage. Mechanical alteration to some areas may be required before a treatment can be made. Other areas may not be treatable.

All leaks resulting during the application of Taurus SC in locations other than those prescribed on this label must be cleaned up before leaving the application site. Do not allow people or pets to come in contact with contaminated areas or allow them to reoccupy the treatment site until the clean-up is completed.

The drilled holes in commonly occupied areas must be plugged with a non-cellulose material or covered by an impervious, non-cellulose material such as Portland cement.

Bath Traps: If termite activity is evident within 2 feet of a bath trap, exposed soil or soil covered with tar or a similar sealant around plumbing and / or drainpipe entry areas must be treated. Tar or sealant may have to be removed to ensure adequate soil penetration. Install an access door or inspection portal if one is not already present. After all wood and cellulose debris is removed, treat the soil by rodding or drenching with a minimum of 1 gallon to a maximum of 4 gallons of finished dilution of Taurus SC per square foot.

Shower Drains: If termite activity is evident within 2 feet of a shower drain, soil beneath and adjacent to the drain must be treated. Drill through the slab adjacent to the shower drain and apply the finished dilution of Taurus SC by sub-slab injection to the soil below. Multiple access points may be drilled adjacent to the drain. Use of foam will maximize dispersion. Use of a directional dispersion tip will further enhance the treatment of the soil beneath the drain. Treat the soil with a minimum of 1 gallon but no more than 4 gallons of finished dilution per shower drain. Horizontal rodding can also be used to access and treat soil associated with a shower drain.

USE WITH OTHER TERMITICIDE PRODUCTS

Use with Borate-based Termiticide Products: When a borate-based termiticide product is used as the primary pre-construction termite treatment and is applied according to that termiticide's label directions for use, a Taurus SC finished dilution may be applied as an exterior perimeter pre-construction termite treatment. If the exterior perimeter pre-construction termite treatment option is selected, Taurus SC finished dilution must be applied to create a continuous treated zone along the exterior foundation of the structure. A complete and thorough horizontal pre-construction termite treatment with Taurus SC finished dilution under the concrete slab is optional. Taurus SC finished dilution may also be applied to critical areas of the interior of the structure (e.g., plumbing and utility entry sites, bath traps, shower pan drain penetrations, expansion joints, foundation cracks, outside foundation walls, areas of known or suspected termite activity).

For applications to the exterior perimeter and critical areas, follow instructions in the **Post-construction Exterior Perimeter/Localized Interior (EP/LI) Structural Termite Treatments** section of this label.

Use with Non-borate-based Termiticide Products: Taurus SC finished dilution may be applied as a spot/partial supplemental termite treatment when another registered non-borate-based termite prevention and/or control product/system is used as the primary treatment. These supplemental Taurus SC treatments can be made to critical areas of the structure (e.g., plumbing and utility entry sites, bath traps, shower pan drain penetrations, expansion joints, foundation cracks, outside foundation walls, areas of known or suspected termite activity at either pre-construction or post-construction sites) according to **Use Directions for Prevention and/or Control of Termites and Other Wood-infesting Pests** on this label.

Retreatment Instructions: Annual retreatment of a structure is prohibited. Retreatment for subterranean termites can only be performed under the following circumstances:

1. There is clear evidence of re-infestation.
2. There is disruption of the treated zone due to construction, excavation, or landscaping and / or there is evidence of the breakdown of termiticide treated zone in the soil.

Treat these vulnerable or re-infested areas using a spot, partial or complete treatment in accordance with the application techniques described in this label. The timing and selection of retreatment type will vary depending on such factors as termite pressure, soil types and conditions, and other factors which may reduce the effectiveness of the treated zone.

POSTS, POLES, WOODEN LANDSCAPE ORNAMENTATION

DO NOT contaminate wells or cisterns.

Preventative Treatment: Create a continuous treatment zone in the soil around wooden posts, poles, fence posts, signs and landscaping ornamentation. Apply the finished dilution of Taurus SC at the rate of 4 gallons per 10 linear feet per foot of depth. When performing the treatment at the time of installation, the finished dilution may be applied to the soil as it is replaced around the pole or post. The application should place termiticide to a depth of 6 inches below the bottom of posts, poles or other wooden objects in contact with soil.

Curative Treatment: Treat previously installed wooden posts, poles, fence posts, signs and landscaping ornamentation with the finished dilution of Taurus SC by sub-surface injection or by gravity flow through holes made at the bottom of a trench around posts and poles. When trenching, the trench need not be wider than 6 inches and should be 6 inches deep. When sub-surface injecting, treat all sides to create a continuous treatment zone. Apply termiticide to a depth of 6 inches below the bottom of the wood.

PREVENTION AND/OR CONTROL OF WOOD-INFESTING PESTS

Above Ground Termites and Carpenter Ants in Localized Areas

Carpenter ant use in above ground localized areas not registered in California.

For prevention and/or control of above ground termites and carpenter ants in localized areas, apply 0.06% Taurus SC finished dilution (or foam) to:

- Voids and galleries in damaged wood, in spaces between wooded structural members, and between the sill plate and foundation where wood is vulnerable. Applications may also be made to inaccessible areas by drilling and injecting into the structural voids or damaged wood.
- Termite carton nests in structural voids. Application at multiple injection points to varying depths may be necessary. Carton nest material may be removed from structural voids.
- Man-made voids using a coarse fan application (or foam) to control exposed worker winged reproductive forms or termites or carpenter ants.

Termites or Carpenter Ants in Trees or Nonstructural Wood or Wood-to-soil Contacts

Carpenter ant use in trees or nonstructural wood or wood-to-ground contacts not registered in California.

Do not treat fruit-bearing or nut-bearing trees.

For prevention and/or control of existing or future infestations of termites or carpenter ants in decking and fencing materials, landscape timbers and similar nonstructural wood-to-soil contacts, trees, and utility poles, apply 0.06% Taurus SC dilution (or foam) by the following methods.

- If possible, locate and treat the interior infested cavity by injection.
- Nonstructural wood-to-soil contacts may be treated as a spot application or continuous treated zone. Apply Taurus SC to the soil as a drench or by rodding around the base of the points of soil contact. Rod holes must be placed 3-inches away from soil contact points and spaced no more than 12-inches apart along the perimeter of soil contact points.
- For small poles or posts (i.e., less than 6 inches in diameter), apply 1 gallon of Taurus SC finished dilution per foot depth. For larger poles or posts, apply 4 gallons of Taurus SC finished dilution per 10 linear feet per foot depth.

Termite Carton Nests in Trees

Do not treat fruit-bearing or nut-bearing trees.

For control of termite carton nests in trees, inject Taurus SC finished dilution (or foam). Application to multiple injection points to varying depths may be necessary. Carton nest material may be removed from tree(s).

In all states **except California**, an application of the Taurus SC finished dilution may be applied to soil as a drench or by rodding around the root flare of the tree to prevent reinfestation by termites from the soil. For small trees (i.e., less than or equal to 6 inches in diameter), apply 1 gallon of Taurus SC finished dilution. For larger trees, apply 4 gallons of Taurus SC finished dilution per 10 linear feet measured as the circumference at the root flare.

Drywood Termites and Wood-Infesting Beetles or Borers

Wood-Infesting beetle or borer uses not registered in California.

NOTE: Before treatment, turn off any air circulation system that moves air from area(s) to be treated to an untreated interior space of the structure until application has been completed and sprays have dried.

Treat galleries in structural and/or nonstructural elements and structural voids with Taurus SC finished dilution using a foam, low-pressure spray (25 PSI or less at the nozzle), or mist.

- Locate galleries using visual signs (e.g., blistered wood, emergence or clean out holes, frass, or pellets), the presence of live insects, mechanical sounding techniques, or listening devices (e.g., acoustic emission detectors, stethoscopes).
- Drill holes to penetrate the gallery system for treatment; distribute drill holes to adequately cover the gallery system.
- **DO NOT** apply where electrical shock hazards exist.
- Drill holes must be sealed after treatment.

Carpenter Bees in Localized Areas

Carpenter bee use in localized areas not registered in California.

For control of carpenter bees in localized areas, apply 0.06% Taurus SC finished dilution (as a spray, mist or foam) directly into gallery entrance holes. After application, gallery entrance holes should be plugged.

DIRECTIONS FOR USE TO CONTROL LISTED PESTS ON OUTSIDE SURFACES AND ALONG FOUNDATION PERIMETER OF LISTED STRUCTURES

Listed structures are residential, institutional, commercial and industrial buildings and utility enclosures.

USE RESTRICTIONS:

- Only applicators wearing the personal protective equipment required by this product label may be in the area during application.
- Do not treat within a distance of 1 foot out from the drip line of edible plants.
- Do not contaminate water, food, or feed. Cover or remove all exposed food, feed and drinking water.
- Do not contaminate public or private water supplies.
- Do not apply to wasp or hornet nests if they are not attached to or within the structure.
- Do not make treatments during times of precipitation.
- Do not allow residents, children, other people or pets into the treatment area until sprays have dried. After treatment, the applicator is required to check for leaks resulting in the deposition of treatment dilution in locations other than those prescribed in this label. When found, this material must be cleaned prior to leaving the application site. Do not allow people or pets to contact contaminated areas or to reoccupy contaminated areas of the structure until clean-up is completed.
- Do not spray air conditioning units or intake vents.
- Do not use indoors except for application into structural voids.
- Do not apply to playground equipment and pet quarters.
- Do not apply to applications to runoff or drip from treated surfaces.
- Do not apply to boat houses, including their piers or pilings.
- Do not use in a spray tank with borate contaminants.
- Doors and windows adjacent to application site must be closed during surface application.
- Do not apply within 15 feet of bodies of fresh water; lakes, reservoirs, rivers, permanent streams, marshes, natural ponds and commercial fish ponds. A 15-foot buffer of uniform groundcover must exist between application zone and bodies of fresh water (uniform ground cover is defined as land which supports vegetation of greater than 2 inches in height throughout).
- Do not apply within 60 feet of estuarine bodies of water. Estuarine water bodies are brackish, tidal water bodies such as bays, mouths of rivers, salt marshes and lagoons.

CALIFORNIA USE RESTRICTIONS: In addition to use restrictions stated above, applications made in California are subject to the following additional restrictions.

- Do not apply Taurus SC to the garage door, driveway, vertical surfaces above the driveway and garage door, or to cracks and crevices leading or adjacent to the driveway such as the expansion joint between the garage and driveway.
- Do not apply bandwidth at greater than 6 inches out and 6 inches up from where the ground meets the foundation.
- Only use 0.03% dilution mixing rate.
- Do not apply when rain is predicted within 48 hours post-application or during active precipitation.
- Do not re-apply at intervals less than 60 days.
- Do not apply more than 4 times per year.
- Do not make applications on any date between November 1 and February 28.

Use Taurus SC to kill and to provide residual control of the following pests:

Ants (acrobat, Argentine, big-headed, carpenter, crazy, odorous, pavement, pharaoh, and thief)

Use Taurus SC to kill the following pests:

Asian lady beetles, darkling beetles

Australian, Oriental, and smoky brown cockroaches

Black widow, brown recluse, cellar, and hobo spiders

Box-elder bugs, pill bugs

Brown and dog ticks

Centipedes

Cluster flies

European earwigs

House crickets

Millipedes

Paper wasps*

Silverfish

Eastern Sub-terranean Termite Swarms (Alates)** (Not for use in California)

Yellow jackets

* Taurus SC is not a knockdown agent.

**Application to termite swarms does not provide structural protection.

MIXING INSTRUCTIONS*: For perimeter pest treatments, mix a 0.06% (or 0.03%) spray dilution of Taurus SC by filling the treatment tank 1/4 to 1/3 full with water, then add 0.8 fluid ounces (or 0.4 fluid ounces) of Taurus SC. The filling hose must be equipped with an anti-backflow device or the water flow must include an air gap to protect against back siphoning. Add more water to the tank while agitating to 1 gallon of finished dilution.

Permitted Taurus SC Frequency and Dilution Rate Application Scenarios [†]		
% Taurus SC finished dilution		
0.03% 4 times/calendar year	0.06% 2 times/calendar year	0.03% 2 times/calendar year and 0.06% 1 time/calendar year
[†] In California, only the 0.03% 4 times/calendar year at 1 quart/160 ft application scenario is approved.		

***CALIFORNIA MIXING INSTRUCTIONS:** For perimeter pest treatments, mix a 0.03% spray dilution of Taurus SC by filling the treatment tank 1/4 to 1/3 full with water, then add 0.4 fluid ounces of Taurus SC. The filling hose must be equipped with an anti-backflow device or the water flow must include an air gap to protect against back siphoning. Add more water to the tank while agitating to 1 gallon of finished dilution.

APPLICATIONS TO EXTERIOR SURFACES OF LISTED STRUCTURES AND INTO WALL VOIDS:

Apply Taurus SC finished dilution (or foam) as a low-pressure spray to the exterior of the structure where listed pests enter, trail around the structure or where they crawl and hide or their nests are found. Treat using a low-pressure coarse banded surface spray up to 18 inches in width around doors, windows, vents, pipes, foundation cracks, drilled holes or around any exterior openings where listed pests could enter the structure. Make sure to treat the joint where exterior siding (wood, vinyl, aluminum or other similar materials) meets the cement, brick or block foundation. Treat anywhere electrical, cable or telephone wires enter the house. This treatment should be made as a general surface spray, crack and crevice spray, or a wall void application. Taurus SC may be applied as a foam treatment into wall voids to kill and / or control the above listed pests.

Refer to the **Foam Application** section of this label for specific foam mixing and application instructions.

In California: Use only 0.03% finished dilution no more than 4 times per year. Do not apply to garage doors, driveway, vertical surfaces above the driveway and garage door, or to crack and crevices leading or adjacent to the driveway such as the expansion joint between the garage and driveway. Do not apply a bandwidth greater than 6 inches up and out from where the ground meets the foundation.

APPLICATIONS TO PERIMETER OF LISTED STRUCTURES*:

Apply Taurus SC finished dilution as a low pressure coarse general surface spray along the foundation exterior perimeter to an area one foot up and one foot out from where the ground meets the foundation.

Apply 2 quarts of Taurus SC finished dilution per 160 linear feet (approximately 1.5 gallons finished spray per 1000 square feet). Nests that are found on the ground within 1 foot of the foundation may be treated. Vegetation touching the structure may offer a route for the entry of ants into the structure without coming into contact with the treatment, therefore, remove or prune away any shrubbery, bushes and tree branches touching the structures.

*CALIFORNIA APPLICATIONS TO PERIMETER OF LISTED STRUCTURES:

Apply 0.03% Taurus SC finished dilution as a low pressure coarse general surface spray along the foundation exterior perimeter to an area 6 inches up and 6 inches out from where the ground meets the foundation. Do not apply Taurus SC to the garage door, driveway, vertical surfaces above the driveway and garage door, or to cracks and crevices leading or adjacent to the driveway such as the expansion joint between the garage and driveway.

In California, apply 1 quart of Taurus SC finished dilution per 160 linear feet (approximately 1.5 gallons finished spray per 1000 square feet). Vegetation touching the structure may offer a route for the entry of ants into the structure without coming into contact with the treatment, therefore, remove or prune away any shrubbery, bushes and tree branches touching the structures.

STORAGE AND DISPOSAL

Do not contaminate water, food or feed by storage or disposal.

Pesticide Storage

Store unused product in original container only, out of reach of children and animals.

Pesticide Disposal

Pesticide wastes are acutely hazardous. Improper disposal of excess pesticide is a violation of Federal law. If these wastes cannot be disposed of by use according to label instructions, contact your State Pesticide or Environmental Control Agency, or the Hazardous Waste representative at the nearest EPA Regional Office for guidance.

Container Handling

Nonrefillable Container: Do not reuse or refill this container. Triple rinse or pressure rinse container (or equivalent) promptly after emptying; then offer for recycling, if available, or reconditioning, if appropriate, or puncture and dispose of in a sanitary landfill, or by incineration, or by other procedures approved by state and local authorities.

Triple rinse containers small enough to shake (capacity \leq 5 gallons) as follows: Empty the remaining contents into application equipment or a mix tank and drain for 10 seconds after the flow begins to drip. Fill the container 1/4 full with water and recap. Shake for 10 seconds. Pour rinsate into application equipment or a mix tank, or store rinsate for later use or disposal. Drain for 10 seconds after the flow begins to drip. Repeat this procedure two more times.

Pressure rinse as follows: Empty the remaining contents into application equipment or mix tank. Hold container upside down over application equipment or mix tank, or collect rinsate for later use or disposal. Insert pressure rinsing nozzle in the side of the container and rinse at about 40 PSI for at least 30 seconds.

Drain for 10 seconds after the flow begins to drip.

In case of minor spills or leaks, soak up with sand, earth or other suitable material and dispose of as pesticide waste.

Spills

In case of large-scale spill of this product, call:

-CHEMTREC 1-800-424-9300

Steps to take if this material is released into the environment or spilled:

- Wear Personal protective Equipment (PPE) and avoid exposure when managing a spill. (See **Precautionary Statements** section of this label for required PPE.)
- Dike and contain the spill with Inert material (e.g., sand, earth) and transfer liquid and solid diking material to separate containers for disposal. Small-scale spills of Taurus SC finished dilution (that can be cleaned up with a typical spill kit) may be applied to labeled sites.
- Remove contaminated clothing and wash affected skin areas with soap and water. Wash clothing before reuse.
- Keep spill out of all sewers and open bodies of water.


WARRANTY STATEMENT

Control Solutions, Inc. warrants that this product conforms to the chemical description on the label thereof and is reasonably fit for purposes stated on such label only when used in accordance with directions under normal use conditions. It is impossible to eliminate all risks inherently associated with use of this product. Crop injury, ineffectiveness, or other unintended consequences may result because of such factors as weather conditions, presence of other materials, or the manner of use or application, all of which are beyond the control of Control Solutions, Inc. To the extent consistent with applicable law, Control Solutions, Inc. shall in no event be liable for consequential, special, or indirect damages resulting from the use or handling of this product. All such risks shall be assumed by the Buyer. In addition to the foregoing, no purchaser of this product (other than an end user) shall be entitled to any reimbursement for any loss suffered as a result of any suspension or cancellation of the registration for this product by the U.S. Environmental Protection Agency. Except, as expressly provided herein and to the extent consistent with applicable law, Control Solutions, Inc. makes no warranties, guarantees, or representations of any kind, either expressed or implied, or by usage of trade, statutory or otherwise, with regard to the product sold, including, but not limited to merchantability, fitness for a particular purpose, use or eligibility of the product for any particular trade usage. The exclusive remedy of any buyer or user of this product for any and all losses, injuries, or damage resulting from or in any way arising from the use, handling, or application of this product, whether in contract, warranty, tort, negligence, strict liability, or otherwise, shall be damages not exceeding the purchase price paid for this product or, at Control Solutions, Inc. election, the replacement of this product.



TAURUS® SC

Termiticide/Insecticide



It is a violation of federal law to use this product in a manner inconsistent with its labeling.

- For sale to, use and storage only by individuals/firms licensed or registered by the state to apply termiticide and/or general pest control products.
- DO NOT use this product for termite or other pest control indoors, except for label-specified applications for termite control and foam applications to wall voids for control of other listed pests.
- DO NOT use on golf course turf. May be used for control of termites and other listed pests found on/near structures associated with golf courses, but only as specified on this label.
- DO NOT use on animal trophies or animal skins.
- DO NOT use on/in commercial bee hives.

See inside booklet for additional Restrictions, First Aid, Precautionary Statements, Directions For Use, Conditions of Sale and Warranty, and state-specific use sites and/or restrictions.

ACTIVE INGREDIENT:

*Fipronil..... 9.1%

OTHER INGREDIENTS: 90.9%

TOTAL: 100.0%

* (5-amino-1-(2,6-dichloro-4-(trifluoromethyl)phenyl)-4-((1*R*,*S*)-(trifluoromethyl)sulfinyl)-1*H*-pyrazole-3-carbonitrile)

TAURUS® SC termiticide/insecticide contains 0.8 pounds active ingredient per gallon.

KEEP OUT OF REACH OF CHILDREN

CAUTION/PRECAUCIÓN

Si usted no entiende la etiqueta, busque a alguien para que se la explique a usted en detalle.

(If you do not understand the label, find someone to explain it to you in detail.)

See attached label for additional precautionary information and complete Directions for Use.

EPA Reg. No. 53883-279

EPA Est. No. 53883-TX-002

NET CONTENTS:
2.5 GALLONS

Manufactured by:



**Control
Solutions Inc.**

5903 Genoa-Red Bluff, Pasadena, TX 77507

A member of Adama
Consumer and Professional Solutions

EPA 112619



SAFETY DATA SHEET

Taurus SC

Page 1 of 7
Revision Date: January 13, 2017

SECTION 1: IDENTIFICATION

Product Name: Taurus SC
EPA Registration No.: 53883-279
Recommended Use: Termiticide/Insecticide; See product label for a complete list of uses and use sites.
Restrictions on Use: See product label for any restrictions on the use of this product.
Chemical Family: Phenylpyrazole
Chemical Name of Active Ingredient(s): Fipronil: 5-amino-1-[2,6-dichloro-4-(trifluoromethyl)phenyl]-4-(trifluoromethylsulfinyl)pyrazole-3-carbonitrile
Manufactured for: Control Solutions, Inc.
5903 Genoa-Red Bluff
Pasadena, TX 77507

FOR FIRE, SPILL, AND/OR LEAK EMERGENCIES CONTACT: CHEMTREC 1-800-424-9300

FOR MEDICAL EMERGENCIES AND HEALTH AND SAFETY INQUIRIES CONTACT: Safety Call 1-866-897-8050

SECTION 2: HAZARD(S) IDENTIFICATION

EMERGENCY OVERVIEW: White milky liquid with a mild sweet odor. Harmful if swallowed.

OSHA HCS CLASSIFICATION (29 CFR 1910.1200)

Acute Oral Toxicity	Category 4
Specific Target Organ Toxicity – Repeated Exposure	Category 2

Signal Word: WARNING



Hazard Statement(s): Harmful if swallowed.
May cause damage to organs through prolonged or repeated exposure.

Precautionary Statement(s):

Prevention: Wash hands thoroughly after handling.
Do not eat, drink or smoke when using this product.
Do not breathe mist/vapors/spray.
Response: **IF SWALLOWED:** Call a poison center/doctor if you feel unwell. Rinse mouth.
Get medical attention if you feel unwell.
Storage: No statement required. See section 7 for storage information.
Disposal: Dispose of contents/container in accordance with Federal, state and local laws and regulations.

The following percentage of the mixture consists of components with unknown hazards regarding the acute toxicity:

23 – 24.0% Acute inhalation toxicity

SECTION 3: COMPOSITION/INFORMATION ON INGREDIENTS

Chemical Name	CAS Number	Weight %
Fipronil	120068-37-3	9.1%
Propylene glycol	57-55-6	8.0 – 12.0%

*Ingredients not listed or listed with a weight % range are considered a trade secret and are withheld under 29 CFR 1910.1200(i).

SECTION 4: FIRST AID MEASURES

IF IN EYES:	Hold eye open and rinse slowly and gently with water for 15 to 20 minutes. Remove contact lenses, if present, after the first 5 minutes; then continue rinsing eye. Call a poison control center or doctor for treatment advice.
IF ON SKIN:	Take off contaminated clothing. Rinse skin immediately with plenty of water for 15 to 20 minutes. Call a poison control center or doctor for treatment advice.
IF INHALED:	Move person to fresh air. If person is not breathing, call 911 or an ambulance; then give artificial respiration, preferably mouth-to-mouth if possible. Call a poison control center or doctor for further treatment advice.
IF INGESTED:	Call a poison control center or doctor immediately for treatment advice. Have person sip a glass of water if able to swallow. Do not induce vomiting unless told to do so by a poison control center or doctor. Do not give anything by mouth to an unconscious person.

Note to Physician: There is no specific antidote. All treatment should be based on observed signs and symptoms of distress in the patient. Overexposure to materials other than this product may have occurred. In severe cases of overexposure by oral ingestion, lethargy, muscle tremors, and in extreme cases, possibly convulsions may occur.

Most important symptoms/effects, acute and delayed: None known

SECTION 5: FIRE-FIGHTING MEASURES

Suitable Extinguishing Media:	Foam, dry chemical, carbon dioxide or water spray
Unsuitable Extinguishing Media:	Water jet
Hazardous Combustion Products:	Thermal decomposition may produce toxic oxides of carbon and nitrogen. Hydrogen chloride and hydrogen cyanide may also be released.
Special Protective Equipment & Precautions:	Evacuate area and fight fire upwind from a safe distance to avoid hazardous vapors and decomposition products. Foam and/or dry chemical are preferred to minimize environmental contamination. If water is used, dike and collect water to prevent run-off. Wear self-contained breathing apparatus and full fire-fighting turn-out gear (Bunker gear).
Unusual Fire & Explosion Hazards:	None known

SECTION 6: ACCIDENTAL RELEASE MEASURES

- Personal Precautions:** See Section 8 for personal protection equipment.
- Environmental Precautions:** Keep spilled material and any rinsate from contaminating soil or from entering sewage and drainage systems and bodies of water.
- Methods for Containment:** Isolate the spill area. Keep unnecessary and unprotected personnel from entering. Absorb small spills with sand, vermiculite or other inert absorbent. Dike large spills using absorbent or impervious material such as clay or sand. Recover and contain as much free liquid as possible for reuse. Allow absorbed material to solidify and scrape up for disposal.
- Methods for Clean-up:** Place contaminated material in appropriate container for disposal. After removal, flush contaminated area thoroughly with water. Pick up wash liquid with additional absorbent and place in a disposable container. Do not put spilled material back in the original container.
- Other Information:** None known

SECTION 7: HANDLING AND STORAGE

- Handling:** RECOMMENDATIONS ARE INTENDED FOR MANUFACTURING, PACKAGING AND COMMERCIAL BLENDING WORKERS. PESTICIDE APPLICATORS AND WORKERS must refer to the product label and Directions for Use attached to the product for Agricultural Use Requirements in accordance with the EPA Worker Protection Standard 40 CFR part 170. Handle and open container in a manner as to prevent spillage. Do not eat, drink or smoke while handling this product. Immediately wash off accidental splashes of the concentrate or spray mixture from skin, clothing and out of eyes.
- Storage:** See pesticide label for full information on product storage. Do not contaminate water, food or feed by storage of this product. Store away from sources of heat, out of direct sunlight and away from incompatible materials. Pesticides should be stored in secured areas away from children and animals.
- Storage Temperature (Min/Max):** Not determined
- Product Incompatibilities:** Strong oxidizers

SECTION 8: EXPOSURE CONTROLS/PERSONAL PROTECTION

Users of a pesticide product must refer to the product label for personal protective equipment requirements.

Exposure Guidelines:

COMPONENT	OSHA PEL	ACGIH TLV	NIOSH REL
No components listed			

- Engineering Controls:** Provide general or local exhaust ventilation systems to maintain airborne concentrations below OSHA PELs or other specified exposure limits. Local exhaust ventilation is preferred.
- Respiratory Protection:** In areas of poor ventilation, use a NIOSH approved respirator with cartridges/canisters approved for pesticides.
- Eye Protection:** Chemical goggles or safety glasses and full-face shield.

Protective Gloves:	Chemical-resistant gloves such as barrier laminate, butyl rubber, nitrile, neoprene rubber, polyvinyl chloride (PVC) or Viton.
Other Protective Clothing:	Long-sleeved shirt, long pants and chemical resistant footwear plus socks.
General Safety Measures:	Wash hands before eating, drinking, chewing gum, using tobacco, or using the toilet. Remove clothing immediately after handling this product. Wash outside of gloves before removing. Discard clothing and other absorbent materials that have been drenched or heavily contaminated with this product's concentrate. Do not reuse them. Follow manufacturer's instructions for cleaning and maintaining PPE. If no such instructions for washables, use detergent and hot water. Keep and wash PPE separately from other laundry.

SECTION 9: PHYSICAL AND CHEMICAL PROPERTIES

Appearance:	White milky liquid	Upper/Lower Flammability Limits:	Not determined
Odor:	Mild, sweet	Vapor Pressure:	Not determined
Odor Threshold:	Not determined	Vapor Density:	Not determined
pH (1% dispersion):	5.5 – 6.5	Relative Density (@24°C):	1.058 (typical)
Melting /Freezing Point:	Not determined	Solubility:	Not determined
Boiling Point/Range:	Not determined	Partition Coefficient:	Not determined
Flash Point:	Not applicable	Auto-ignition Temperature:	Not determined
Evaporation Rate:	Not determined	Decomposition Temperature:	Not determined
Flammability:	Not applicable	Viscosity:	Not determined

SECTION 10: STABILITY AND REACTIVITY

Reactivity:	No hazardous chemical reactions known.
Chemical Stability:	Stable under normal storage and handling conditions.
Possibility of Hazardous Reactions:	No potential for hazardous reactions known.
Conditions to Avoid:	Extreme temperatures
Incompatible Materials:	Strong oxidizing agents
Hazardous Decomposition Products:	Thermal decomposition may produce toxic oxides of carbon and nitrogen. Hydrogen chloride and hydrogen cyanide may also be released.

SECTION 11: TOXICOLOGICAL INFORMATION

Likely Routes of Exposure:	Eye contact, Skin contact, Inhalation, Ingestion
Symptoms of Exposure:	None known
Oral LD₅₀:	1,999 mg/kg (rat)(Based upon similar product)
Dermal LD₅₀:	>2,000 mg/kg (rat)(Based upon similar product)
Inhalation LC₅₀ (4-hour):	>1.7 mg/L (rat)(Based upon similar product-Highest concentration available for testing and no mortality was observed.) 33.0 mg/L (Estimated based upon component data)
Eye Irritation/Damage:	Slightly irritating (Based upon similar product)
Skin Corrosion/Irritation:	Slightly irritating (Based upon similar product)
Skin Sensitization:	Non-sensitizer (Based upon similar product)

Chronic/Subchronic Toxicity:	<u>Fipronil Technical</u> : Causes mortality and signs of neurotoxicity through prolonged or repeated exposure.
Mutagenicity:	No data available
Reproductive Toxicity:	No data available
Neurotoxicity:	No data available
Target Organs:	No data available
Aspiration Hazard:	Not anticipated to be an aspiration hazard.
Carcinogenicity:	<u>Fipronil Technical</u> : The EPA has classified fipronil as a Group C – Possible Human Carcinogen based upon laboratory animal studies (increased thyroid tumors in male and female rats). Humans and rats have the same mechanism of action which produced fipronil-induced thyroid tumors in the rat; however, the rat appears to be more highly sensitive than humans. Therefore, the fipronil-induced rat thyroid tumors are not considered suggestive of a human health risk.

Chemical Name	ACGIH	IARC	NTP	OSHA
No components listed				

SECTION 12: ECOLOGICAL INFORMATION**Environmental Hazards Statement from FIFRA Regulated Pesticide Label:**

This pesticide is toxic to birds, fish, and aquatic invertebrates. Do not apply directly to water, or to areas where surface water is present or to intertidal areas below the mean high water mark. Runoff from treated areas may be hazardous to aquatic organisms in neighboring areas. Care must be taken to avoid runoff. Do not contaminate water by cleaning equipment or disposal of wastes. Do not contaminate water when disposing of equipment washwaters.

ECOTOXICITY DATA:

Fish Toxicity:	Data presented below is on the fipronil technical product. Zebra fish: 96-hour LC_{50} = 0.071 mg/L
Aquatic Invertebrate Toxicity:	<i>Daphnia magna</i> : 96-hour EC_{50} < 0.1 mg/L
Aquatic Plant Toxicity:	<i>P. subcapitata</i> : EC_{50} = 3.0 mg/L
Avian Toxicity:	Japanese quail: LD_{50} = 148.5 mg/kg
Honeybee Toxicity:	Oral LD_{50} = 0.003 µg/bee

ENVIRONMENTAL EFFECTS:

Persistence and Degradability:	No data available
Bioaccumulation:	No data available
Mobility:	No data available
Other Adverse Effects:	No data available

SECTION 13: DISPOSAL CONSIDERATIONS

- Waste Disposal:** Refer to the pesticide label for full information on disposal. Pesticide wastes are toxic. Improper disposal of unused pesticide, spray mixture, or rinse water is a violation of Federal law. If these wastes cannot be used according to label instructions, contact your State Pesticide or Environmental Control Agency or the Hazardous Waste representative at the nearest EPA Regional Office for guidance in proper disposal methods.
- Container Disposal:** Refer to the pesticide label for full information on disposal. When possible, triple rinse the container and offer for recycling if available.
- RCRA Characteristics:** It is the responsibility of the individual disposing of this product to determine the RCRA classification and hazard status of the waste.

SECTION 14: TRANSPORTATION INFORMATION

- DOT (Ground):** Not regulated
- IMDG (Sea):** UN3082, Environmentally hazardous substance, liquid, n.o.s. (Fipronil), 9, PGIII
- IATA (Air):** UN3082, Environmentally hazardous substance, liquid, n.o.s. (Fipronil), 9, PGIII

SECTION 15: REGULATORY INFORMATION

Labeling Requirements Under FIFRA: This chemical is a pesticide product registered by the Environmental Protection Agency and is subject to certain labeling requirements under federal pesticide law. These requirements differ from the classification criteria and hazard information required for safety data sheets and for workplace labels of non-pesticide chemicals. Following is the hazard information as required on the pesticide label:

CAUTION

Harmful if swallowed, absorbed through skin or inhaled. Do not get in eyes, on skin or on clothing. Do not breathe spray mist. Wash thoroughly with soap and water after handling and before eating, drinking, chewing gum, or using tobacco. Remove and wash contaminated clothing before reuse.

TSCA Inventory: This product is exempt from TSCA inventory listing requirements as it is solely for FIFRA regulated use.

SARA Title III Information:

Section 302 – Extremely hazardous substances: None

Section 311/312 – Hazard Categories: Acute (Immediate); Chronic (Delayed)

Section 313 – This product contains a chemical or chemicals which are subject to the reporting requirements of the Act and Title 40 of the Code of Federal Regulations, Part 372:

Chemical Name	CAS Number	Weight %
None listed		

CERCLA – This product contains the following chemicals which have a reportable quantity (RQ) under the Comprehensive Environmental Response, Compensation and Liability Act (CERCLA):

Chemical Name	CAS Number	RQ	Quantity of Finished Product
None listed			

CALIFORNIA PROPOSITION 65:

Chemical Name	CAS Number	Prop 65 Category(ies)
None listed		

U.S. STATE RIGHT-TO-KNOW REGULATIONS:

Chemical Name	New Jersey	Massachusetts	Pennsylvania
Propylene glycol	X		X

SECTION 16: OTHER INFORMATION

NFPA	Health Hazards 2	Flammability 1	Instability 0	Special Hazards – None
-------------	-------------------------	-----------------------	----------------------	-------------------------------

Disclaimer: Control Solutions, Inc. believes the information presented herein is accurate and correct as of the document date. The presented information is based upon available data from reliable sources. Control Solutions, Inc. makes no warranty, express or implied, regarding the accuracy of the data or the results obtained from the use of this product. Nothing herein may be construed as recommending any practice or any product in violation of any law or regulations. The user is solely responsible for determining the suitability of any material or product for a specific purpose and for adopting any appropriate safety precautions. We disclaim all liability for injury or damage stemming from any improper use of the material or product described herein.

Revision Date: January 13, 2017
Document Superseded: February 19, 2016
Revision Note: Section 2 and Section 11 (acute inhalation toxicity information)

Specimen Label

Recruit HD termite bait must be used in conjunction with a service provided by a pest management professional licensed by the state to apply termite control products.



Recruit[®] HD

Termite Bait

*Trademark of Dow AgroSciences LLC

A durable termite bait for use in an integrated management system for protection of structures against subterranean termites

Active Ingredient: noviflumuron	0.5%
Other Ingredients	99.5%
Total	100.0%

EPA Reg. No. 62719-608

Environmental Hazards

This product is highly toxic to aquatic invertebrates and possibly to fish. Do not allow the bait or its noviflumuron contents to be washed into a body of water containing aquatic life, such as a pond or stream. Do not use, handle or tamper with the bait in a manner inconsistent with this label.

Directions for Use

It is a violation of Federal law to use this product in a manner inconsistent with its labeling. Read all Directions for Use carefully before applying.

Storage and Disposal

Do not contaminate water, food or feed by storage or disposal.
Pesticide Storage: Store in original container in a dry storage area.
Pesticide Disposal: Product not disposed of by use according to label directions shall be wrapped in paper and placed in a trash can.
Container Handling: Do not break open, cut into or remove protective wrapper from product until ready for use.

General Information

Recruit[®] HD termite bait contains an insect growth regulator (IGR) noviflumuron that prevents successful molting and development of subterranean termites. This disruption of development causes a decline of the termite colony to the point where the colony can no longer sustain itself and is eliminated.

Recruit HD is used in the Sentricon[®] Colony Elimination System for prevention and elimination of subterranean termite colonies, including *Coptotermes*, *Reticulitermes*, and *Heterotermes* spp., and is intended to form the basis of an on-going program providing structural protection against subterranean termites. Use of this termite baiting system involves the installation of Recruit HD for delivery of noviflumuron coupled with concurrent monitoring and baiting of the site. When Recruit HD is inspected and replenished per label instructions, it provides on-going prevention and elimination of termite colonies.

Target sites for this system can include buildings, fences, utility poles, decking, landscape plantings and trees, or other features that could be damaged by termite feeding and foraging activity. Recruit HD can be used on the inside or outside of foundation walls of crawl space areas, or through access holes made through concrete and asphalt if adequate soil is not accessible and such action is warranted. Recruit HD may be used

in lieu of a pre-construction termiticide (chemical barrier) treatment as a means of preventing termite infestation of new structures.

Installation of Recruit HD

Install Sentricon stations around the target site at intervals not to exceed 20 feet where soil access is not restricted. If the structural foundation is known to have been previously treated with a soil-applied termiticide, do not install Sentricon stations in the soil closer than 18 inches from the foundation.

Based upon the professional evaluation of the installer, install additional Sentricon stations in areas conducive to termite activity in proximity to the structure. Examples of areas to be evaluated include:

- locations near visible termite activity (foraging tubes; termite infested plants, wood, and other materials)
- bath traps
- moist soil in shaded areas
- irrigation sprinkler heads
- roof downspouts and other moist areas
- planting beds or other areas with plant root systems

If present, remove shrink wrap from Recruit HD. Place Recruit HD in each Sentricon station upon station installation. Recruit HD may also be placed in previously installed Sentricon stations upon removal of the existing monitoring device or bait.

Service of Recruit HD

The purpose of the service phase is to detect the presence of subterranean termites or signs of termite activity in Recruit HD to monitor for termites, to aid Recruit HD replacement, and to confirm colony elimination. This procedure does not attract termites from other locations.

Recruit HD is inspected manually for detection of termites, termite activity, or to identify the need to replace Recruit HD. If Recruit HD is more than 1/3 depleted, replace it with new Recruit HD. If possible, gently tap the termites from the used Recruit HD into the Sentricon station containing the new Recruit HD, being careful to not injure the termites. Introduce these termites after the new Recruit HD has been installed into the Sentricon station.

Sentricon stations containing Recruit HD are inspected and serviced on at least an annual basis. When annual service is being provided, an annual inspection date must be assigned for each structure. Stations must be inspected and serviced at intervals not exceeding 30 days beyond the annual inspection date unless unfavorable conditions exist. Unfavorable conditions include frozen or water-saturated soil or normal seasonal decline in subterranean termite foraging activity that may temporarily disrupt feeding on Recruit HD. Do not allow more than fifteen months to elapse between inspections. Seasonal effects on termite activity vary geographically, but feeding activity typically declines during periods when the local historical average daily temperature falls below 50°F. Inspection and servicing may be suspended during these periods; however, do not allow more than fifteen months to elapse between inspections. Refer to National Weather Service data or contact Dow AgroSciences for information regarding local historical average daily temperature.

Terms and Conditions of Use

If terms of the following Warranty Disclaimer, Inherent Risks of Use and Limitation of Remedies are not acceptable, return unopened package at once to the seller for a full refund of purchase price paid. Otherwise, to the extent permitted by law, use by the buyer or any other user constitutes acceptance of the terms under Warranty Disclaimer, Inherent Risks of Use and Limitation of Remedies.

Warranty Disclaimer

Dow AgroSciences warrants that this product conforms to the chemical description on the label and is reasonably fit for the purposes stated on the label when used in strict accordance with the directions, subject to the inherent risks set forth below. To the extent permitted by law, Dow AgroSciences MAKES NO OTHER EXPRESS OR IMPLIED WARRANTY OF MERCHANTABILITY OR FITNESS FOR A PARTICULAR PURPOSE OR ANY OTHER EXPRESS OR IMPLIED WARRANTY.

Inherent Risks of Use

It is impossible to eliminate all risks associated with use of this product. Lack of performance or other unintended consequences may result because of such factors as use of the product contrary to label instructions (including conditions noted on the label, such as unfavorable temperatures, soil conditions, etc.), abnormal conditions (such as excessive rainfall, drought, tornadoes, hurricanes), presence of other materials, the manner of application, or other factors, all of which are beyond the control of Dow AgroSciences or the seller. To the extent permitted by law, all such risks shall be assumed by buyer.

Limitation of Remedies

To the extent permitted by law, the exclusive remedy for losses or damages resulting from this product (including claims based on contract, negligence, strict liability, or other legal theories), shall be limited to, at Dow AgroSciences' election, one of the following:

1. Refund of purchase price paid by buyer or user for product bought, or
2. Replacement of amount of product used.

To the extent permitted by law, Dow AgroSciences shall not be liable for losses or damages resulting from handling or use of this product unless Dow AgroSciences is promptly notified of such loss or damage in writing.

To the extent permitted by law, in no case shall Dow AgroSciences be liable for consequential or incidental damages or losses.

The terms of the Warranty Disclaimer, Inherent Risks of Use and Limitation of Remedies cannot be varied by any written or verbal statements or agreements. No employee or sales agent of Dow AgroSciences or the seller is authorized to vary or exceed the terms of the Warranty Disclaimer or Limitation of Remedies in any manner.

®Trademark of Dow AgroSciences LLC

Produced for
Dow AgroSciences LLC
9330 Zionsville Road
Indianapolis, IN 46268

Label Code: D02-377-003
Replaces Label: D02-377-002
LOES Number: 010-02242

EPA accepted 04/27/11

Revisions:

1. Deleted directions for new structures in Florida.
2. Revised Service section.

SAFETY DATA SHEET

DOW AGROSCIENCES LLC

Product name: RECRUIT™ HD Bait Device

Issue Date: 01/10/2017

Print Date: 11/14/2017

DOW AGROSCIENCES LLC encourages and expects you to read and understand the entire (M)SDS, as there is important information throughout the document. We expect you to follow the precautions identified in this document unless your use conditions would necessitate other appropriate methods or actions.

1. IDENTIFICATION

Product name: RECRUIT™ HD Bait Device

Recommended use of the chemical and restrictions on use

Identified uses: End use insecticide product

COMPANY IDENTIFICATION

DOW AGROSCIENCES LLC
9330 ZIONSVILLE RD
INDIANAPOLIS IN 46268-1053
UNITED STATES

Customer Information Number:

800-992-5994
info@dow.com

EMERGENCY TELEPHONE NUMBER

24-Hour Emergency Contact: 800-992-5994

Local Emergency Contact: 352-323-3500

2. HAZARDS IDENTIFICATION

Hazard classification

This material is not hazardous under the criteria of the Federal OSHA Hazard Communication Standard 29CFR 1910.1200.

Other hazards

no data available

3. COMPOSITION/INFORMATION ON INGREDIENTS

This product is a mixture.

Component

CASRN

Concentration

Noviflumuron

121451-02-3

0.5%

Cellulose	9004-34-6	67.6%
Octadecanoic acid, calcium salt	1592-23-0	2.0%
Balance	Not available	29.9%

4. FIRST AID MEASURES

Description of first aid measures

General advice: First Aid responders should pay attention to self-protection and use the recommended protective clothing (chemical resistant gloves, splash protection). If potential for exposure exists refer to Section 8 for specific personal protective equipment.

Inhalation: Move person to fresh air. If person is not breathing, call an emergency responder or ambulance, then give artificial respiration; if by mouth to mouth use rescuer protection (pocket mask etc). Call a poison control center or doctor for treatment advice.

Skin contact: Take off contaminated clothing. Rinse skin immediately with plenty of water for 15-20 minutes. Call a poison control center or doctor for treatment advice.

Eye contact: Flush eyes with plenty of water; remove contact lenses after the first 1-2 minutes then continue flushing for several minutes. Only mechanical effects expected. If effects occur, consult a physician, preferably an ophthalmologist.

Ingestion: No emergency medical treatment necessary.

Most important symptoms and effects, both acute and delayed: Aside from the information found under Description of first aid measures (above) and Indication of immediate medical attention and special treatment needed (below), any additional important symptoms and effects are described in Section 11: Toxicology Information.

Indication of any immediate medical attention and special treatment needed

Notes to physician: No specific antidote. Treatment of exposure should be directed at the control of symptoms and the clinical condition of the patient. Have the Safety Data Sheet, and if available, the product container or label with you when calling a poison control center or doctor, or going for treatment.

5. FIREFIGHTING MEASURES

Suitable extinguishing media: Water. Dry chemical fire extinguishers. Carbon dioxide fire extinguishers.

Unsuitable extinguishing media: no data available

Special hazards arising from the substance or mixture

Hazardous combustion products: During a fire, smoke may contain the original material in addition to combustion products of varying composition which may be toxic and/or irritating. Combustion products may include and are not limited to: Carbon monoxide. Carbon dioxide.

Unusual Fire and Explosion Hazards: Pneumatic conveying and other mechanical handling operations can generate combustible dust. To reduce the potential for dust explosions, do not permit dust to accumulate. Dense smoke is produced when product burns.

Advice for firefighters

Fire Fighting Procedures: Keep people away. Isolate fire and deny unnecessary entry. Soak thoroughly with water to cool and prevent re-ignition. Cool surroundings with water to localize fire zone. Hand held dry chemical or carbon dioxide extinguishers may be used for small fires. Contain fire water run-off if possible. Fire water run-off, if not contained, may cause environmental damage. Review the "Accidental Release Measures" and the "Ecological Information" sections of this (M)SDS.

Special protective equipment for firefighters: Wear positive-pressure self-contained breathing apparatus (SCBA) and protective fire fighting clothing (includes fire fighting helmet, coat, trousers, boots, and gloves). If protective equipment is not available or not used, fight fire from a protected location or safe distance.

6. ACCIDENTAL RELEASE MEASURES

Personal precautions, protective equipment and emergency procedures: Spilled material may cause a slipping hazard. Use appropriate safety equipment. For additional information, refer to Section 8, Exposure Controls and Personal Protection.

Environmental precautions: Prevent from entering into soil, ditches, sewers, waterways and/or groundwater. See Section 12, Ecological Information.

Methods and materials for containment and cleaning up: Contain spilled material if possible. Small spills: Sweep up. Collect in suitable and properly labeled containers. Large spills: Contact Dow AgroSciences for clean-up assistance.

7. HANDLING AND STORAGE

Precautions for safe handling: Keep out of reach of children. Good housekeeping and controlling of dusts are necessary for safe handling of product. Keep away from heat, sparks and flame. Do not swallow. Avoid breathing dust or mist. Avoid contact with eyes, skin, and clothing. Use with adequate ventilation. Wash thoroughly after handling.

Conditions for safe storage: Store in a dry place. Store in original container. Do not store near food, foodstuffs, drugs or potable water supplies.

8. EXPOSURE CONTROLS/PERSONAL PROTECTION

Control parameters

Exposure limits are listed below, if they exist.

Component	Regulation	Type of listing	Value/Notation
Noviflumuron	Dow IHG	TWA	0.1 mg/m3
Cellulose	ACGIH	TWA	10 mg/m3
	OSHA Z-1	TWA total dust	15 mg/m3
	OSHA Z-1	TWA respirable fraction	5 mg/m3

Octadecanoic acid, calcium
salt

ACGIH

TWA

10 mg/m3

RECOMMENDATIONS IN THIS SECTION ARE FOR MANUFACTURING, COMMERCIAL BLENDING AND PACKAGING WORKERS. APPLICATORS AND HANDLERS SHOULD SEE THE PRODUCT LABEL FOR PROPER PERSONAL PROTECTIVE EQUIPMENT AND CLOTHING.

Exposure controls

Engineering controls: Use local exhaust ventilation, or other engineering controls to maintain airborne levels below exposure limit requirements or guidelines. If there are no applicable exposure limit requirements or guidelines, general ventilation should be sufficient for most operations. Local exhaust ventilation may be necessary for some operations.

Individual protection measures

Eye/face protection: Use safety glasses (with side shields). If there is a potential for exposure to particles which could cause eye discomfort, wear chemical goggles.

Skin protection

Hand protection: Use gloves chemically resistant to this material when prolonged or frequently repeated contact could occur. Examples of preferred glove barrier materials include: Polyvinyl chloride ("PVC" or "vinyl"). Neoprene. Nitrile/butadiene rubber ("nitrile" or "NBR"). NOTICE: The selection of a specific glove for a particular application and duration of use in a workplace should also take into account all relevant workplace factors such as, but not limited to: Other chemicals which may be handled, physical requirements (cut/puncture protection, dexterity, thermal protection), potential body reactions to glove materials, as well as the instructions/specifications provided by the glove supplier.

Other protection: Wear clean, body-covering clothing.

Respiratory protection: Respiratory protection should be worn when there is a potential to exceed the exposure limit requirements or guidelines. If there are no applicable exposure limit requirements or guidelines, wear respiratory protection when adverse effects, such as respiratory irritation or discomfort have been experienced, or where indicated by your risk assessment process. For most conditions, no respiratory protection should be needed; however, in dusty atmospheres, use an approved particulate respirator.

The following should be effective types of air-purifying respirators: Organic vapor cartridge with a particulate pre-filter.

9. PHYSICAL AND CHEMICAL PROPERTIES

Appearance

Physical state	Granules.
Color	Tan
Odor	Sweet
Odor Threshold	no data available
pH	6.4 1% pH Electrode
Melting point/range	No test data available
Freezing point	Not applicable
Boiling point (760 mmHg)	Not applicable
Flash point	closed cup Not applicable
Evaporation Rate (Butyl Acetate = 1)	no data available

Flammability (solid, gas)	no data available
Lower explosion limit	Not applicable
Upper explosion limit	Not applicable
Vapor Pressure	Not applicable
Relative Vapor Density (air = 1)	Not applicable
Relative Density (water = 1)	no data available
Water solubility	No test data available
Partition coefficient: n-octanol/water	no data available
Auto-ignition temperature	Not applicable
Decomposition temperature	No test data available
Kinematic Viscosity	no data available
Explosive properties	no data available
Oxidizing properties	no data available
Liquid Density	Not applicable
Bulk density	0.0005 kg/m ³
Molecular weight	no data available

NOTE: The physical data presented above are typical values and should not be construed as a specification.

10. STABILITY AND REACTIVITY

Reactivity: no data available

Chemical stability: Thermally stable at typical use temperatures.

Possibility of hazardous reactions: Polymerization will not occur.

Conditions to avoid: Some components of this product can decompose at elevated temperatures.

Incompatible materials: Avoid contact with: Strong oxidizers.

Hazardous decomposition products: Decomposition products depend upon temperature, air supply and the presence of other materials.

11. TOXICOLOGICAL INFORMATION

Toxicological information appears in this section when such data is available.

Acute toxicity

Acute oral toxicity

Very low toxicity if swallowed. Harmful effects not anticipated from swallowing small amounts.
As product: Single dose oral LD50 has not been determined.

Acute dermal toxicity

Prolonged skin contact is unlikely to result in absorption of harmful amounts.
As product: The dermal LD50 has not been determined.

Acute inhalation toxicity

No adverse effects are anticipated from single exposure to dust.
As product: The LC50 has not been determined.

Skin corrosion/irritation

Brief contact is essentially nonirritating to skin.

Serious eye damage/eye irritation

Solid or dust may cause irritation or corneal injury due to mechanical action.

Sensitization

For the active ingredient(s):
Did not cause allergic skin reactions when tested in guinea pigs.

For respiratory sensitization:
No relevant data found.

Specific Target Organ Systemic Toxicity (Single Exposure)

Evaluation of available data suggests that this material is not an STOT-SE toxicant.

Specific Target Organ Systemic Toxicity (Repeated Exposure)

For the active ingredient(s):
Based on available data, repeated exposures are not anticipated to cause significant adverse effects.

Carcinogenicity

For the active ingredient(s): Has caused cancer in laboratory animals. Dose levels producing these effects were many times higher than any dose levels expected from exposure due to use.

Teratogenicity

For the active ingredient(s): Did not cause birth defects or any other fetal effects in laboratory animals.

Reproductive toxicity

For the active ingredient(s): In animal studies, has been shown to interfere with reproduction. In animal studies, has been shown to interfere with fertility.

For the major component(s): In animal studies, cellulose has been shown to interfere with fertility and reproduction as a result of nutritional deficiencies associated with extremely high dietary concentrations of cellulose.

Mutagenicity

Contains a component(s) which were negative in in vitro genetic toxicity studies. Contains component(s) which were negative in animal genetic toxicity studies.

Aspiration Hazard

Based on physical properties, not likely to be an aspiration hazard.

COMPONENTS INFLUENCING TOXICOLOGY:

Noviflumuron

Acute oral toxicity

LD50, Rat, male and female, > 5,000 mg/kg

Acute dermal toxicity

LD50, Rabbit, male and female, > 5,000 mg/kg

Acute inhalation toxicity

No adverse effects are anticipated from single exposure to dust. Based on the available data, respiratory irritation was not observed.

LC50, Rat, male and female, 4 Hour, dust/mist, > 5.24 mg/l No deaths occurred at this concentration.

Cellulose

Acute oral toxicity

LD50, Rat, > 3,160 mg/kg

Acute dermal toxicity

The dermal LD50 has not been determined.

Acute inhalation toxicity

No adverse effects are anticipated from single exposure to dust.

The LC50 has not been determined.

Octadecanoic acid, calcium salt

Acute oral toxicity

Single dose oral LD50 has not been determined.

Acute dermal toxicity

The dermal LD50 has not been determined.

Acute inhalation toxicity

Dust may cause irritation to upper respiratory tract (nose and throat).

The LC50 has not been determined.

Balance

Acute oral toxicity

Single dose oral LD50 has not been determined.

Acute dermal toxicity

The dermal LD50 has not been determined.

Acute inhalation toxicity

The LC50 has not been determined.

12. ECOLOGICAL INFORMATION

Ecotoxicological information appears in this section when such data is available.

Toxicity

Noviflumuron

Acute toxicity to fish

Material is very highly toxic to aquatic organisms on an acute basis (LC50/EC50 <0.1 mg/L in the most sensitive species).

LC50, *Lepomis macrochirus* (Bluegill sunfish), semi-static test, 96 Hour, > 2.0 mg/l, OECD Test Guideline 203 or Equivalent

LC50, *Oncorhynchus mykiss* (rainbow trout), semi-static test, 96 Hour, > 2.00 mg/l, OECD Test Guideline 203 or Equivalent

Acute toxicity to aquatic invertebrates

EC50, *Daphnia magna* (Water flea), flow-through test, 48 Hour, 0.0003 mg/l, OECD Test Guideline 202 or Equivalent

Acute toxicity to algae/aquatic plants

ErC50, *Pseudokirchneriella subcapitata* (green algae), 72 Hour, Growth rate inhibition, > 0.75 mg/l

Toxicity to bacteria

EC50, activated sludge, 3 Hour, > 1.9 mg/l, OECD 209 Test

Toxicity to Above Ground Organisms

Material is practically non-toxic to birds on an acute basis (LD50 > 2000 mg/kg).

Material is slightly toxic to birds on a dietary basis (LC50 between 1001 and 5000 ppm).

oral LD50, *Colinus virginianus* (Bobwhite quail), 14 d, > 2,000 mg/kg

dietary LC50, *Colinus virginianus* (Bobwhite quail), 10 d, 4,100 mg/kg

oral LD50, *Apis mellifera* (bees), 48 Hour, > 100micrograms/bee

contact LD50, *Apis mellifera* (bees), 48 Hour, > 100micrograms/bee

Toxicity to soil-dwelling organisms

LC50, *Eisenia fetida* (earthworms), 14 d, > 10,000 mg/kg

Cellulose

Acute toxicity to fish

Material is practically non-toxic to aquatic organisms on an acute basis (LC50/EC50/EL50/LL50 >100 mg/L in the most sensitive species tested).

LC50, Fish., 96 Hour, > 100 mg/l

Acute toxicity to algae/aquatic plants

EC50, Algae, 96 Hour, Growth rate inhibition, > 100 mg/l

Toxicity to bacteria

LC50, Bacteria, > 100 mg/l

Octadecanoic acid, calcium salt

Acute toxicity to fish

Not expected to be acutely toxic to aquatic organisms.

Balance

Acute toxicity to fish

No relevant data found.

Persistence and degradability

Noviflumuron

Biodegradability: No relevant information found.

Theoretical Oxygen Demand: 1.03 mg/g

Photodegradation

Atmospheric half-life: 14.34 Hour

Method: Estimated.

Cellulose

Biodegradability: Biodegradation rate may increase in soil and/or water with acclimation.

Theoretical Oxygen Demand: 1.18 mg/mg

Octadecanoic acid, calcium salt

Biodegradability: No relevant information found.

Theoretical Oxygen Demand: 2.74 mg/mg

Balance

Biodegradability: No relevant data found.

Bioaccumulative potential

Noviflumuron

Bioaccumulation: Bioconcentration potential is high (BCF > 3000 or Log Pow between 5 and 7).

Partition coefficient: n-octanol/water(log Pow): 4.94 Estimated.

Cellulose

Bioaccumulation: No bioconcentration is expected because of the relatively high molecular weight (MW greater than 1000).

Octadecanoic acid, calcium salt

Bioaccumulation: No data available for this product.

Balance

Bioaccumulation: No relevant data found.

Mobility in soil

Noviflumuron

Expected to be relatively immobile in soil (Koc > 5000).

Cellulose

No data available.

Octadecanoic acid, calcium salt

No data available.

Balance

No relevant data found.

13. DISPOSAL CONSIDERATIONS

Disposal methods: If wastes and/or containers cannot be disposed of according to the product label directions, disposal of this material must be in accordance with your local or area regulatory authorities. This information presented below only applies to the material as supplied. The identification based on characteristic(s) or listing may not apply if the material has been used or otherwise contaminated. It is the responsibility of the waste generator to determine the toxicity and physical properties of the material generated to determine the proper waste identification and disposal methods in compliance with applicable regulations. If the material as supplied becomes a waste, follow all applicable regional, national and local laws.

14. TRANSPORT INFORMATION

DOT

Not regulated for transport

Classification for SEA transport (IMO-IMDG):

Proper shipping name	ENVIRONMENTALLY HAZARDOUS SUBSTANCE, SOLID, N.O.S.(Noviflumuron)
UN number	UN 3077
Class	9
Packing group	III
Marine pollutant	Noviflumuron
Transport in bulk according to Annex I or II of MARPOL 73/78 and the IBC or IGC Code	Consult IMO regulations before transporting ocean bulk

Classification for AIR transport (IATA/ICAO):

Proper shipping name	Environmentally hazardous substance, solid, n.o.s.(Noviflumuron)
UN number	UN 3077
Class	9
Packing group	III

This information is not intended to convey all specific regulatory or operational requirements/information relating to this product. Transportation classifications may vary by container volume and may be influenced by regional or country variations in regulations. Additional transportation system information can be obtained through an authorized sales or customer service representative. It is the responsibility of the transporting organization to follow all applicable laws, regulations and rules relating to the transportation of the material.

15. REGULATORY INFORMATION

OSHA Hazard Communication Standard

This product is not a "Hazardous Chemical" as defined by the OSHA Hazard Communication Standard, 29 CFR 1910.1200.

Superfund Amendments and Reauthorization Act of 1986 Title III (Emergency Planning and Community Right-to-Know Act of 1986) Sections 311 and 312

Chronic Health Hazard

Superfund Amendments and Reauthorization Act of 1986 Title III (Emergency Planning and Community Right-to-Know Act of 1986) Section 313

This material does not contain any chemical components with known CAS numbers that exceed the threshold (De Minimis) reporting levels established by SARA Title III, Section 313.

California Proposition 65 (Safe Drinking Water and Toxic Enforcement Act of 1986)

This product contains no listed substances known to the State of California to cause cancer, birth defects or other reproductive harm, at levels which would require a warning under the statute.

Pennsylvania (Worker and Community Right-To-KnowAct): Pennsylvania Hazardous Substances List and/or Pennsylvania Environmental Hazardous Substance List:

The following product components are cited in the Pennsylvania Hazardous Substance List and/or the Pennsylvania Environmental Substance List, and are present at levels which require reporting.

Components

Cellulose

CASRN

9004-34-6

Pennsylvania (Worker and Community Right-To-KnowAct): Pennsylvania Special Hazardous Substances List:

To the best of our knowledge, this product does not contain chemicals at levels which require reporting under this statute.

United States TSCA Inventory (TSCA)

This product contains chemical substance(s) exempt from U.S. EPA TSCA Inventory requirements. It is regulated as a pesticide subject to Federal Insecticide, Fungicide, and Rodenticide Act (FIFRA) requirements.

Federal Insecticide, Fungicide and Rodenticide Act

EPA Registration Number: 62719-608

This chemical is a pesticide product registered by the Environmental Protection Agency and is subject to certain labeling requirements under federal pesticide law. These requirements differ from the classification criteria and hazard information required for safety data sheets, and for workplace labels of non-pesticide chemicals. Following is the hazard information as required on the pesticide label:

16. OTHER INFORMATION

Hazard Rating System**NFPA**

Health	Fire	Reactivity
--------	------	------------

0	3	0
---	---	---

Revision

Identification Number: 101218425 / A211 / Issue Date: 01/10/2017 / Version: 3.0

DAS Code: GF-2024

Most recent revision(s) are noted by the bold, double bars in left-hand margin throughout this document.

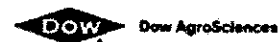
Legend

ACGIH	USA. ACGIH Threshold Limit Values (TLV)
Dow IHG	Dow Industrial Hygiene Guideline
OSHA Z-1	USA. Occupational Exposure Limits (OSHA) - Table Z-1 Limits for Air Contaminants
TWA	8-hour, time-weighted average

Information Source and References

This SDS is prepared by Product Regulatory Services and Hazard Communications Groups from information supplied by internal references within our company.

DOW AGROSCIENCES LLC urges each customer or recipient of this (M)SDS to study it carefully and consult appropriate expertise, as necessary or appropriate, to become aware of and understand the data contained in this (M)SDS and any hazards associated with the product. The information herein is provided in good faith and believed to be accurate as of the effective date shown above. However, no warranty, express or implied, is given. Regulatory requirements are subject to change and may differ between various locations. It is the buyer's/user's responsibility to ensure that his activities comply with all federal, state, provincial or local laws. The information presented here pertains only to the product as shipped. Since conditions for use of the product are not under the control of the manufacturer, it is the buyer's/user's duty to determine the conditions necessary for the safe use of this product. Due to the proliferation of sources for information such as manufacturer-specific (M)SDSs, we are not and cannot be responsible for (M)SDSs obtained from any source other than ourselves. If you have obtained an (M)SDS from another source or if you are not sure that the (M)SDS you have is current, please contact us for the most current version.



PRESTO-X LLC
3952 CLAYTON AVE
SAINT LOUIS MO 63110-1714
UNITED STATES

DOW AGROSCIENCES LLC
9330 ZIONSVILLE RD
INDIANAPOLIS IN 46268-1053
UNITED STATES


Material Safety Data Sheet(s) enclosed

Delivery number: **0857319928**

Customer: **0001727932**

Did you know you can receive your SDS faster?

Sign up for electronic SDS delivery for the above address by emailing your Customer code [shown above] and email address(es) which should receive future SDS distributions to FGLSDSR@dow.com



Please find enclosed the Material Safety Data Sheet(s) / Safety Data Sheet(s) (SDS) for the product you receive from our company. Since you may redirect the product to more than one workplace, please ensure that this information is disseminated to all persons handling the product.

You are receiving this SDS for one of the following reasons:

- This is the first time you are ordering this product or package type.
- This is your first delivery within the last 12 months (non-US), or this is your first delivery this calendar year for the United States.
- The SDS has been revised from a previous version.

This SDS supersedes all previous SDS versions provided for this product. Please replace any previous versions.

We urge each customer or recipient of this SDS to study it carefully and consult appropriate expertise, as necessary or appropriate, to become aware of and understand the data contained in this SDS and any hazards associated with the product.

If you have any questions regarding the safe handling, storage, use, or disposal of our products, please contact us.


DOW AGROSCIENCES LLC
800-992-5994

Specimen Label

Recruit AG FlexPack termite bait must be used in conjunction with a service provided by a pest management professional licensed by the state to apply termite control products.



Dow AgroSciences



®Trademark of The Dow Chemical Company ("Dow") or an affiliated company of Dow

A termite bait for use as an above-ground delivery system for elimination of subterranean termite colonies

Active Ingredient: noviflumuron	0.5%
Other Ingredients	99.5%
Total	100.0%

Do not tamper with bait material.

EPA Reg. No. 62719-652

Environmental Hazards

This product is highly toxic to aquatic invertebrates and possibly to fish. Do not allow the bait or its noviflumuron contents to be washed into a body of water containing aquatic life, such as a pond or stream. Do not use, handle or tamper with the bait container in a manner inconsistent with this label.

Directions for Use

It is a violation of Federal law to use this product in a manner inconsistent with its labeling.

Read all Directions for Use carefully before applying.

Storage and Disposal

Do not contaminate water, food, or feed by storage or disposal.

Pesticide Storage: Store in original container in a dry storage area.

Pesticide Disposal: Product not disposed of by use according to label directions should be wrapped in paper and placed in a trash can.

Container Handling: Do not break open, cut into or remove protective wrapper from product until ready for use.

Product Information

Recruit® AG FlexPack™ termite bait is an above-ground station and delivery system for the Sentricon® System and may be used to eliminate subterranean termite colonies. Recruit AG FlexPack contains an insect growth regulator (IGR) noviflumuron that prevents successful molting and development of subterranean termites. This disruption of development causes a decline of the termite colony to the point where the colony can no longer sustain itself and is eliminated.

Recruit AG FlexPack is used against structurally damaging species of subterranean termites, including *Coptotermes*, *Reticulitermes*, and *Heterotermes* spp. Target sites for use of this product include interior and exterior surfaces of buildings and crawl spaces, fences, utility poles, decking, landscape decorations, trees, or other features that could be damaged by termite feeding and foraging activity.

When used alone as a control system, stations with Recruit AG FlexPack must be inspected on at least a quarterly basis so that bait remains available. Recruit AG FlexPack may also be used as a spot treatment without a specified inspection interval if used in conjunction with the in-ground installation of the Sentricon® System.

If using the station hard cover, access to additional bait matrix at a specific target site may be provided by "stacking" stations with Recruit

AG FlexPack one on top of another. Stations may be stacked during the initial installation or during a subsequent inspection if one-third to one-half of the bait matrix has been consumed and active feeding continues. Details of this process are provided in the Installation of Supplemental Stations with Recruit AG FlexPack section of this label. When feeding in the stations has stopped, the stations with Recruit AG FlexPack can be removed. Do not re-use Recruit AG FlexPack.

When Recruit AG FlexPack is used in conjunction with other termite control methods, including soil barrier treatments, an in-ground installation of Sentricon® must also be made. However, applications and treatments with other termite control methods in the areas through which termites must pass to reach an installation of Recruit AG FlexPack will prevent feeding and should be delayed until the entire baiting process is completed.

Food Handling Establishments

Recruit AG FlexPack may be installed in both food and non-food areas of all types of food handling establishments, i.e., food service, food processing, and food manufacturing establishments. This includes restaurants, grocery stores, bakeries, bottling plants, canneries, meat and poultry processing plants, and grain mills.

Inspection of Structures

Thorough inspection of the site to be protected is required to determine if subterranean termites are present and accessible. Treatment sites may include the interior and exterior surfaces of buildings and crawl spaces, fences, utility poles, decking, landscape decorations, trees, and other features that could be damaged by termite foraging and feeding activity.

Recruit AG FlexPack is effective only when applied to areas where termites are active and direct access to the station is possible. Installation of Recruit AG FlexPack does not attract termites. Areas suitable for placement of Recruit AG FlexPack include interior and exterior surfaces where:

- Live termites are visually observed in mud tubes or subsurface galleries;
- Feeding activity is detected using an acoustic emission detector or other detection technology; or
- Termite mud tubes, feeding damage, or emergence holes have recently appeared.

The surface area for installation of Recruit AG FlexPack should be large enough to allow the station to be firmly attached to the structure.

Installation of Recruit AG FlexPack

The flexible station with Recruit AG FlexPack consists of a flexible package containing the bait matrix and two cover options, a hard cover or flexible cover. The cover allows for inspection of the bait station after installation. The flexible cover allows the station to fit in and around corners, over ornate molding and into smaller areas than the hard cover. The hard cover provides additional protection of the flexible station when needed. The hard cover option also allows for stations to be easily stacked and contains breakout points in the mounting surfaces surrounding the access window which may be removed to avoid damaging mud tubes or to provide better contact with the mounting surface.

Termites may abandon a station that allows light, air movement, drying of the matrix, or invasion by ants or other predators. Proper attachment and sealing of the station housing to the structure is critical.

Bait and Surface Preparation

1. Inspect the site to which the station with Recruit AG FlexPack will be attached to determine if the surface is suitable for attachment and best cover option.
2. Once suitable areas for placement are identified, some surface preparation may be necessary before installation of Recruit AG FlexPack. In areas where there are no obvious subsurface mud tubes, feeding damage, or emergence holes, but termite feeding activity is detected, holes approximately 3/8-inch in diameter may be drilled to intercept feeding galleries within the area to be covered by the bait station. Be careful not to scrape off or disturb surface mud tubes during the drilling process.
3. Moisten the bait matrix before securing the station in place. To moisten, open the flexible station and add sufficient water or a sugar-containing sports performance drink to thoroughly moisten the bait matrix. Knead the matrix contents until the wetting agent has been fully absorbed. Once the wetting agent is absorbed, expose the bait matrix by creating access points for entry of termites in the flexible station. Regardless of whether installing the flexible station directly on to a target site or into the hard cover placed over a target site, the opened side with access points must be exposed and in contact with the mounting surface where termite activity is present.

Installing the Flexible Station with the Flexible Cover

1. Break the mud tube or if necessary, drill 3/8" hole to intercept feeding galleries.
2. Affix the flexible station to the target site so that it sits over the opening in the mud tube or area of termite activity. Take special

care not to crush or block the mud tube from entering the station. Suitable attachment materials include screws, tape, non-volatile adhesives, latex-based caulk, or other appropriate materials.

(Note: Avoid use of adhesives or caulking materials with volatile solvents that can temporarily repel termites.)

3. Place the flexible cover over the flexible station so that the station is completely covered and affix to site. As when affixing the station, care should be taken to not crush or block the mud tube from entering the station when affixing the cover.

Installing the Flexible Station with the Hard Cover

1. Break the mud tube or if necessary, drill 3/8" hole to intercept feeding galleries.
2. Affix the flexible station to the target site so that it sits over the opening in the mud tube or area of termite activity. Take special care not to crush or block the mud tube from entering the station. Suitable attachment materials include screws, tape, non-volatile adhesives, latex-based caulk, or other appropriate materials. (Note: Avoid use of adhesives or caulking materials with volatile solvents that can temporarily repel termites.)
3. Align the back open side of the hard cover so that it fits over the installed flexible station. Ensure the entire flexible station is covered and secure the hard cover to the surface.
 - a. Appropriate use of breakout points where surface mud tubes intersect the edges of the hard cover will allow secure attachment without crushing the mud tubes.
 - b. Securely attach the hard cover to the structure. Suitable attachment materials include screws, tape, non-volatile adhesives, latex-based caulk, or other appropriate materials. (Note: Avoid use of adhesives or caulking materials with volatile solvents that can temporarily repel termites.) Apply adhesive caulking material to the surfaces of the hard cover which contact the mounting surface, but do so only after the final mounting position has been determined and, if necessary, breakout points have been removed. The method of attachment should not interfere with removing the cover to inspect the bait or add a supplementary station.
4. Alternatively, the hard cover may be installed first as in step 3 and the flexible station inserted after installation.
 - a. When mounting the hard cover to surfaces containing surface mud tubes, a segment of each tube within the area to be covered should be removed as described in Step 1. This opening provides termites with direct access to the bait when inserted into the cover.

Inspection of Recruit AG FlexPack

To inspect Recruit AG FlexPack, expose the bait matrix. If termites are active in the station and the matrix appears to be at least 1/3 to 1/2 consumed, a new station should be installed or a supplemental station should be added. If the bait matrix is degraded, it should be removed and replaced with a new station.

If the entire contents of the bait station are consumed before replenishment, termites may forage elsewhere. When used alone as a control system, stations with Recruit AG FlexPack must be inspected on at least a quarterly basis. During inspection, check bait stations for secure attachment and proper seal to the mounting surface and reinforce if necessary.

Installation of Supplemental Stations with Recruit AG FlexPack

Stations installed with the Recruit AG FlexPack hard cover can accommodate the addition of a supplemental station by "stacking" a new station on top of an existing one. Stacking allows uninterrupted feeding without disturbing the termites in the original station. Moisture may be added to the supplemental station before installation as described in the Installation of Recruit AG FlexPack section of this label.

- Remove the cover from the existing station. After moistening as noted in Step 2 of Bait Preparation, expose the bait matrix so termites can readily access the bait in the stacked station.
- Affix the new station and cover into place on top of the existing station and hard cover.

Up to two stations (original plus 1) may be stacked at one location. If it is necessary to continue baiting after two stations have been stacked, remove the second station, leaving the original station in place and add the new station on top of it.

Inspect supplemental stations as described in the Inspection of Recruit AG FlexPack section of this label.

Terms and Conditions of Use

If terms of the following Warranty Disclaimer, Inherent Risks of Use, and Limitation of Remedies are not acceptable, return unopened package at once to the seller for a full refund of purchase price paid. Otherwise, to the extent permitted by law, use by the buyer or any other user constitutes acceptance of the terms under Warranty Disclaimer, Inherent Risks of Use and Limitations of Remedies.

Warranty Disclaimer

Dow AgroSciences warrants that this product conforms to the chemical description on the label and is reasonably fit for the purposes stated on the label when used in strict accordance with the directions, subject to the inherent risks set forth below. TO THE EXTENT PERMITTED BY LAW, Dow AgroSciences MAKES NO OTHER EXPRESS OR IMPLIED WARRANTY OF MERCHANTABILITY OR FITNESS FOR A PARTICULAR PURPOSE OR ANY OTHER EXPRESS OR IMPLIED WARRANTY.

Inherent Risks of Use

It is impossible to eliminate all risks associated with use of this product. Lack of performance or other unintended consequences may result because of such factors as use of the product contrary to the label instructions, abnormal conditions (such as excessive rainfall, drought, etc.), presence of other materials, the manner of application, or other factors, all of which are beyond the control of Dow AgroSciences or the seller. To the extent permitted by law, all such risks shall be assumed by the user.

Limitation of Remedies

To the extent permitted by law, the exclusive remedy for losses or damages resulting from the use of this product (including claims based on contract, negligence, strict liability, or other legal theories), shall be limited to, at Dow AgroSciences' election, one of the following:

1. Refund of purchase price paid by buyer or user for product bought, or
2. Replacement of amount of product used.

To the extent permitted by law, Dow AgroSciences shall not be liable for losses or damages resulting from handling or use of this product unless Dow AgroSciences is promptly notified of such loss or damage in writing. To the extent permitted by law, in no case shall Dow AgroSciences be liable for consequential or incidental damages or losses.

The terms of the Warranty Disclaimer, Inherent Risks of Use, and Limitation of Remedies cannot be varied by any written or verbal statements or agreements. No employee or sales agent of Dow AgroSciences or the seller is authorized to vary or exceed the terms of the Warranty Disclaimer or Limitation of Remedies in any manner.

*Trademark of The Dow Chemical Company ("Dow") or an affiliated company of Dow

Produced for
Dow AgroSciences LLC
9330 Zionsville Road
Indianapolis, IN 46268

Label Code: D02-422-001
Initial publication
LOES Number: 010-02332
EPA accepted 06/23/15

SAFETY DATA SHEET

DOW AGROSCIENCES LLC

Product name: RECRUIT™ AG FLEXPACK™ Termite Bait

Issue Date: 02/02/2016

Print Date: 05/03/2016

DOW AGROSCIENCES LLC encourages and expects you to read and understand the entire (M)SDS, as there is important information throughout the document. We expect you to follow the precautions identified in this document unless your use conditions would necessitate other appropriate methods or actions.

1. IDENTIFICATION

Product name: RECRUIT™ AG FLEXPACK™ Termite Bait

Recommended use of the chemical and restrictions on use

Identified uses: End use insecticide product

COMPANY IDENTIFICATION

DOW AGROSCIENCES LLC
9330 ZIONSVILLE RD
INDIANAPOLIS IN 46268-1053
UNITED STATES

Customer Information Number:

800-992-5994
info@dow.com

EMERGENCY TELEPHONE NUMBER

24-Hour Emergency Contact: 800-992-5994

Local Emergency Contact: 352-323-3500

2. HAZARDS IDENTIFICATION

Hazard classification

This material is hazardous under the criteria of the Federal OSHA Hazard Communication Standard 29CFR 1910.1200.

Reproductive toxicity - Category 2

Effects on or via lactation

Label elements

Hazard pictograms



Signal word: WARNING!

Hazards

Suspected of damaging fertility or the unborn child.
May cause harm to breast-fed children.

Precautionary statements**Prevention**

Obtain special instructions before use.
Do not handle until all safety precautions have been read and understood.
Do not breathe dust or mist.
Avoid contact during pregnancy/ while nursing.
Wash skin thoroughly after handling.
Do not eat, drink or smoke when using this product.
Wear protective gloves/ protective clothing/ eye protection/ face protection.

Response

IF exposed or concerned: Get medical advice/ attention.

Storage

Store locked up.

Disposal

Dispose of contents/ container to an approved waste disposal plant.

Other hazards

No data available

3. COMPOSITION/INFORMATION ON INGREDIENTS

Chemical nature: Insecticide

This product is a mixture.

Component	CASRN	Concentration
Noviflumuron	121451-02-3	0.5%
Cellulose	9004-34-6	67.6%
Octadecanoic acid, calcium salt	1592-23-0	2.0%
Balance	Not available	29.9%

4. FIRST AID MEASURES

Description of first aid measures

General advice: If potential for exposure exists refer to Section 8 for specific personal protective equipment.

Inhalation: Move person to fresh air. If person is not breathing, call an emergency responder or ambulance, then give artificial respiration; if by mouth to mouth use rescuer protection (pocket mask etc). Call a poison control center or doctor for treatment advice.

Skin contact: Take off contaminated clothing. Rinse skin immediately with plenty of water for 15-20 minutes. Call a poison control center or doctor for treatment advice.

Eye contact: Flush eyes with plenty of water; remove contact lenses after the first 1-2 minutes then continue flushing for several minutes. Only mechanical effects expected. If effects occur, consult a physician, preferably an ophthalmologist.

Ingestion: No emergency medical treatment necessary.

Most important symptoms and effects, both acute and delayed: Aside from the information found under Description of first aid measures (above) and Indication of immediate medical attention and special treatment needed (below), any additional important symptoms and effects are described in Section 11: Toxicology Information.

Indication of any immediate medical attention and special treatment needed

Notes to physician: No specific antidote. Treatment of exposure should be directed at the control of symptoms and the clinical condition of the patient. Have the Safety Data Sheet, and if available, the product container or label with you when calling a poison control center or doctor, or going for treatment.

5. FIREFIGHTING MEASURES

Suitable extinguishing media: Water. Dry chemical fire extinguishers. Carbon dioxide fire extinguishers.

Unsuitable extinguishing media: No data available

Special hazards arising from the substance or mixture

Hazardous combustion products: During a fire, smoke may contain the original material in addition to combustion products of varying composition which may be toxic and/or irritating. Combustion products may include and are not limited to: Carbon monoxide. Carbon dioxide.

Unusual Fire and Explosion Hazards: Pneumatic conveying and other mechanical handling operations can generate combustible dust. To reduce the potential for dust explosions, do not permit dust to accumulate. Dense smoke is produced when product burns.

Advice for firefighters

Fire Fighting Procedures: Keep people away. Isolate fire and deny unnecessary entry. Soak thoroughly with water to cool and prevent re-ignition. Cool surroundings with water to localize fire zone. Hand held dry chemical or carbon dioxide extinguishers may be used for small fires. Contain fire water run-off if possible. Fire water run-off, if not contained, may cause environmental damage. Review the "Accidental Release Measures" and the "Ecological Information" sections of this (M)SDS.

Special protective equipment for firefighters: Wear positive-pressure self-contained breathing apparatus (SCBA) and protective fire fighting clothing (includes fire fighting helmet, coat, trousers, boots, and gloves). If protective equipment is not available or not used, fight fire from a protected location or safe distance.

6. ACCIDENTAL RELEASE MEASURES

Personal precautions, protective equipment and emergency procedures: Spilled material may cause a slipping hazard. Use appropriate safety equipment. For additional information, refer to Section 8, Exposure Controls and Personal Protection.

Environmental precautions: Prevent from entering into soil, ditches, sewers, waterways and/or groundwater. See Section 12, Ecological Information. Spills or discharge to natural waterways is likely to kill aquatic organisms.

Methods and materials for containment and cleaning up: Contain spilled material if possible. Small spills: Sweep up. Collect in suitable and properly labeled containers. Large spills: Contact Dow AgroSciences for clean-up assistance.

7. HANDLING AND STORAGE

Precautions for safe handling: Keep out of reach of children. Keep away from heat, sparks and flame. Do not swallow. Avoid contact with eyes, skin, and clothing. Avoid breathing dust or mist. Wash thoroughly after handling. Use with adequate ventilation. Good housekeeping and controlling of dusts are necessary for safe handling of product.

Conditions for safe storage: Store in a dry place. Store in original container. Do not store near food, foodstuffs, drugs or potable water supplies.

8. EXPOSURE CONTROLS/PERSONAL PROTECTION

Control parameters

Exposure limits are listed below, if they exist.

Component	Regulation	Type of listing	Value/Notation
Noviflumuron	Dow IHG	TWA	0.1 mg/m3
Cellulose	ACGIH	TWA	10 mg/m3
	OSHA Z-1	TWA total dust	15 mg/m3
	OSHA Z-1	TWA respirable fraction	5 mg/m3
	NIOSH REL	TWA Respirable	5 mg/m3
	NIOSH REL	TWA total	10 mg/m3
	OSHA P0	TWA Total dust	15 mg/m3
	OSHA P0	TWA respirable dust fraction	5 mg/m3
Octadecanoic acid, calcium salt	ACGIH	TWA	10 mg/m3

RECOMMENDATIONS IN THIS SECTION ARE FOR MANUFACTURING, COMMERCIAL BLENDING AND PACKAGING WORKERS. APPLICATORS AND HANDLERS SHOULD SEE THE PRODUCT LABEL FOR PROPER PERSONAL PROTECTIVE EQUIPMENT AND CLOTHING.

Exposure controls

Engineering controls: Use local exhaust ventilation, or other engineering controls to maintain airborne levels below exposure limit requirements or guidelines. If there are no applicable exposure

limit requirements or guidelines, general ventilation should be sufficient for most operations. Local exhaust ventilation may be necessary for some operations.

Individual protection measures

Eye/face protection: Use safety glasses (with side shields). If there is a potential for exposure to particles which could cause eye discomfort, wear chemical goggles.

Skin protection

Hand protection: Use gloves chemically resistant to this material when prolonged or frequently repeated contact could occur. Examples of preferred glove barrier materials include: Polyvinyl chloride ("PVC" or "vinyl"). Neoprene. Nitrile/butadiene rubber ("nitrile" or "NBR"). NOTICE: The selection of a specific glove for a particular application and duration of use in a workplace should also take into account all relevant workplace factors such as, but not limited to: Other chemicals which may be handled, physical requirements (cut/puncture protection, dexterity, thermal protection), potential body reactions to glove materials, as well as the instructions/specifications provided by the glove supplier.

Other protection: Wear clean, body-covering clothing.

Respiratory protection: Respiratory protection should be worn when there is a potential to exceed the exposure limit requirements or guidelines. If there are no applicable exposure limit requirements or guidelines, wear respiratory protection when adverse effects, such as respiratory irritation or discomfort have been experienced, or where indicated by your risk assessment process. For most conditions no respiratory protection should be needed; however, if discomfort is experienced, use an approved air-purifying respirator. The following should be effective types of air-purifying respirators: Organic vapor cartridge with a particulate pre-filter.

9. PHYSICAL AND CHEMICAL PROPERTIES

Appearance

Physical state	Solid.
Color	Tan
Odor	Sweet
Odor Threshold	No data available
pH	6.36 1%
Melting point/range	No data available.
Freezing point	No data available
Boiling point (760 mmHg)	Not applicable
Flash point	Not applicable
Evaporation Rate (Butyl Acetate = 1)	No data available
Flammability (solid, gas)	No data available
Lower explosion limit	No data available
Upper explosion limit	No data available
Vapor Pressure	No data available
Relative Vapor Density (air = 1)	No data available
Relative Density (water = 1)	No data available
Water solubility	No data available

Partition coefficient: n-octanol/water	No data available
Auto-ignition temperature	No data available
Decomposition temperature	No test data available
Kinematic Viscosity	No data available
Explosive properties	No
Oxidizing properties	No significant increase (>5C) in temperature.
Bulk density	0.54 g/ml
Molecular weight	No data available

NOTE: The physical data presented above are typical values and should not be construed as a specification.

10. STABILITY AND REACTIVITY

Reactivity: No dangerous reaction known under conditions of normal use.

Chemical stability: Thermally stable at typical use temperatures.

Possibility of hazardous reactions: Polymerization will not occur.

Conditions to avoid: Some components of this product can decompose at elevated temperatures.

Incompatible materials: Avoid contact with: Strong oxidizers.

Hazardous decomposition products: Decomposition products depend upon temperature, air supply and the presence of other materials.

11. TOXICOLOGICAL INFORMATION

Toxicological information appears in this section when such data is available.

Acute toxicity

Acute oral toxicity

Very low toxicity if swallowed. Harmful effects not anticipated from swallowing small amounts.

As product: Single dose oral LD50 has not been determined. Based on information for component(s): Estimated.
LD50, Rat, > 5,000 mg/kg

Acute dermal toxicity

Prolonged skin contact is unlikely to result in absorption of harmful amounts.

As product: The dermal LD50 has not been determined. Based on information for component(s): Estimated.
LD50, Rat, > 5,000 mg/kg

Acute inhalation toxicity

No adverse effects are anticipated from single exposure to dust. Excessive exposure may cause irritation to upper respiratory tract (nose and throat).
As product: The LC50 has not been determined.

Skin corrosion/irritation

Brief contact is essentially nonirritating to skin.

Serious eye damage/eye irritation

Solid or dust may cause irritation or corneal injury due to mechanical action.

Sensitization

For the active ingredient(s):

Did not cause allergic skin reactions when tested in guinea pigs.

For the major component(s):

No relevant data found.

For respiratory sensitization:

No relevant data found.

Specific Target Organ Systemic Toxicity (Single Exposure)

Evaluation of available data suggests that this material is not an STOT-SE toxicant.

Specific Target Organ Systemic Toxicity (Repeated Exposure)

For the active ingredient(s):

Based on available data, repeated exposures are not anticipated to cause significant adverse effects.

For the major component(s):

Based on available data, repeated exposures are not anticipated to cause significant adverse effects.

Carcinogenicity

For the active ingredient(s): Has caused cancer in laboratory animals. Dose levels producing these effects were many times higher than any dose levels expected from exposure due to use. For the major component(s): Did not cause cancer in laboratory animals.

Teratogenicity

For the active ingredient(s): Did not cause birth defects or any other fetal effects in laboratory animals.

For the major component(s): Did not cause birth defects or any other fetal effects in laboratory animals.

Reproductive toxicity

For the active ingredient(s): In animal studies, has been shown to interfere with reproduction. In animal studies, has been shown to interfere with fertility. For the major component(s): In animal studies, cellulose has been shown to interfere with fertility and reproduction as a result of nutritional deficiencies associated with extremely high dietary concentrations of cellulose.

Mutagenicity

For the active ingredient(s): In vitro genetic toxicity studies were negative. Animal genetic toxicity studies were negative.

For the major component(s): In vitro genetic toxicity studies were negative. Animal genetic toxicity studies were negative.

Aspiration Hazard

Based on physical properties, not likely to be an aspiration hazard.

COMPONENTS INFLUENCING TOXICOLOGY:**Noviflumuron****Acute inhalation toxicity**

No adverse effects are anticipated from single exposure to dust. Based on the available data, respiratory irritation was not observed.

LC50, Rat, male and female, 4 Hour, dust/mist, > 5.24 mg/l No deaths occurred at this concentration.

Cellulose**Acute inhalation toxicity**

The LC50 has not been determined.

Octadecanoic acid, calcium salt**Acute inhalation toxicity**

Dust may cause irritation to upper respiratory tract (nose and throat).

The LC50 has not been determined.

Balance**Acute inhalation toxicity**

The LC50 has not been determined.

12. ECOLOGICAL INFORMATION

Ecotoxicological information appears in this section when such data is available.

Toxicity**Noviflumuron****Acute toxicity to fish**

Material is very highly toxic to aquatic organisms on an acute basis (LC50/EC50 <0.1 mg/L in the most sensitive species).

LC50, *Lepomis macrochirus* (Bluegill sunfish), semi-static test, 96 Hour, > 2.0 mg/l, OECD Test Guideline 203 or Equivalent

LC50, *Oncorhynchus mykiss* (rainbow trout), semi-static test, 96 Hour, > 2.00 mg/l, OECD Test Guideline 203 or Equivalent

Acute toxicity to aquatic invertebrates

EC50, *Daphnia magna* (Water flea), flow-through test, 48 Hour, 0.0003 mg/l, OECD Test Guideline 202 or Equivalent

Acute toxicity to algae/aquatic plants

ErC50, *Pseudokirchneriella subcapitata* (green algae), 72 Hour, Growth rate inhibition, > 0.75 mg/l

Toxicity to bacteria

EC50, activated sludge, 3 Hour, > 1.9 mg/l, OECD 209 Test

Toxicity to Above Ground Organisms

Material is practically non-toxic to birds on an acute basis (LD50 > 2000 mg/kg).
Material is slightly toxic to birds on a dietary basis (LC50 between 1001 and 5000 ppm).
oral LD50, *Colinus virginianus* (Bobwhite quail), 14 d, > 2,000 mg/kg
dietary LC50, *Colinus virginianus* (Bobwhite quail), 10 d, 4,100 mg/kg
oral LD50, *Apis mellifera* (bees), 48 Hour, > 100micrograms/bee
contact LD50, *Apis mellifera* (bees), 48 Hour, > 100micrograms/bee

Toxicity to soil-dwelling organisms

LC50, *Eisenia fetida* (earthworms), 14 d, > 10,000 mg/kg

Cellulose

Acute toxicity to fish

Material is practically non-toxic to aquatic organisms on an acute basis
(LC50/EC50/EL50/LL50 >100 mg/L in the most sensitive species tested).
LC50, Fish, 96 Hour, > 100 mg/l

Acute toxicity to algae/aquatic plants

EC50, Algae, 96 Hour, Growth rate inhibition, > 100 mg/l

Toxicity to bacteria

LC50, Bacteria, > 100 mg/l

Octadecanoic acid, calcium salt

Acute toxicity to fish

Not expected to be acutely toxic to aquatic organisms.

Balance

Acute toxicity to fish

No relevant data found.

Persistence and degradability

Noviflumuron

Biodegradability: No relevant information found.

Theoretical Oxygen Demand: 1.03 mg/mg

Photodegradation

Atmospheric half-life: 14.34 Hour

Method: Estimated.

Cellulose

Biodegradability: Biodegradation rate may increase in soil and/or water with acclimation.

Theoretical Oxygen Demand: 1.18 mg/mg

Octadecanoic acid, calcium salt

Biodegradability: No relevant information found.

Theoretical Oxygen Demand: 2.74 mg/mg

Balance

Biodegradability: No relevant data found.

Bioaccumulative potential

Noviflumuron

Bioaccumulation: Bioconcentration potential is high (BCF > 3000 or Log Pow between 5 and 7).

Partition coefficient: n-octanol/water(log Pow): 4.94 Estimated.

Cellulose

Bioaccumulation: No bioconcentration is expected because of the relatively high molecular weight (MW greater than 1000).

Octadecanoic acid, calcium salt

Bioaccumulation: No data available for this product.

Balance

Bioaccumulation: No relevant data found.

Mobility in soil

Noviflumuron

Expected to be relatively immobile in soil (Koc > 5000).

Cellulose

No data available.

Octadecanoic acid, calcium salt

No data available.

Balance

No relevant data found.

13. DISPOSAL CONSIDERATIONS

Disposal methods: If wastes and/or containers cannot be disposed of according to the product label directions, disposal of this material must be in accordance with your local or area regulatory authorities. This information presented below only applies to the material as supplied. The identification based on characteristic(s) or listing may not apply if the material has been used or otherwise contaminated. It is the responsibility of the waste generator to determine the toxicity and physical properties of the material generated to determine the proper waste identification and disposal methods in compliance with applicable regulations. If the material as supplied becomes a waste, follow all applicable regional, national and local laws.

14. TRANSPORT INFORMATION

DOT

Not regulated for transport

Classification for SEA transport (IMO-IMDG):

Proper shipping name	ENVIRONMENTALLY HAZARDOUS SUBSTANCE, SOLID, N.O.S.(Noviflumuron)
UN number	UN 3077
Class	9
Packing group	III
Marine pollutant	Noviflumuron
Transport in bulk according to Annex I or II of MARPOL 73/78 and the IBC or IGC Code	Consult IMO regulations before transporting ocean bulk

Classification for AIR transport (IATA/ICAO):

Proper shipping name	Environmentally hazardous substance, solid, n.o.s.(Noviflumuron)
UN number	UN 3077
Class	9
Packing group	III

This information is not intended to convey all specific regulatory or operational requirements/information relating to this product. Transportation classifications may vary by container volume and may be influenced by regional or country variations in regulations. Additional transportation system information can be obtained through an authorized sales or customer service representative. It is the responsibility of the transporting organization to follow all applicable laws, regulations and rules relating to the transportation of the material.

15. REGULATORY INFORMATION

OSHA Hazard Communication Standard

This product is a "Hazardous Chemical" as defined by the OSHA Hazard Communication Standard, 29 CFR 1910.1200.

Superfund Amendments and Reauthorization Act of 1986 Title III (Emergency Planning and Community Right-to-Know Act of 1986) Sections 311 and 312

Delayed (chronic) Health Hazard

Superfund Amendments and Reauthorization Act of 1986 Title III (Emergency Planning and Community Right-to-Know Act of 1986) Section 313

This material does not contain any chemical components with known CAS numbers that exceed the threshold (De Minimis) reporting levels established by SARA Title III, Section 313.

Pennsylvania Worker and Community Right-To-Know Act:

To the best of our knowledge, this product does not contain chemicals at levels which require reporting under this statute.

California Proposition 65 (Safe Drinking Water and Toxic Enforcement Act of 1986)

This product contains no listed substances known to the State of California to cause cancer, birth defects or other reproductive harm, at levels which would require a warning under the statute.

United States TSCA Inventory (TSCA)

This product contains chemical substance(s) exempt from U.S. EPA TSCA Inventory requirements. It is regulated as a pesticide subject to Federal Insecticide, Fungicide, and Rodenticide Act (FIFRA) requirements.

EPA Registration Number: 62719-652

16. OTHER INFORMATION

Hazard Rating System**NFPA**

Health	Fire	Reactivity
1	1	0

Revision

Identification Number: 102972667 / A211 / Issue Date: 02/02/2016 / Version: 1.1

DAS Code: GF-3354

Most recent revision(s) are noted by the bold, double bars in left-hand margin throughout this document.

Legend

ACGIH	USA. ACGIH Threshold Limit Values (TLV)
Dow IHG	Dow Industrial Hygiene Guideline
NIOSH REL	USA. NIOSH Recommended Exposure Limits
OSHA P0	USA. OSHA - TABLE Z-1 Limits for Air Contaminants - 1910.1000
OSHA Z-1	USA. Occupational Exposure Limits (OSHA) - Table Z-1 Limits for Air Contaminants
TWA	8-hour, time-weighted average

Information Source and References

This SDS is prepared by Product Regulatory Services and Hazard Communications Groups from information supplied by internal references within our company.

DOW AGROSCIENCES LLC urges each customer or recipient of this (M)SDS to study it carefully and consult appropriate expertise, as necessary or appropriate, to become aware of and understand the data contained in this (M)SDS and any hazards associated with the product. The information herein is provided in good faith and believed to be accurate as of the effective date shown above. However, no warranty, express or implied, is given. Regulatory requirements are subject to change and may differ between various locations. It is the buyer's/user's responsibility to ensure that his activities comply with all federal, state, provincial or local laws. The information presented here pertains only to the product as shipped. Since conditions for use of the product are not under the control of the manufacturer, it is the buyer's/user's duty to determine the conditions necessary for the safe use of this product. Due to the proliferation of sources for information such as manufacturer-specific (M)SDSs, we are not and cannot be responsible for (M)SDSs obtained from any source other than ourselves. If you have obtained an (M)SDS from another source or if you are not sure that the (M)SDS you have is current, please contact us for the most current version.

Potpourri

POTPOURRI

Department of Agriculture and Forestry
Office of Agricultural and Environmental Sciences

Approved Termiticides and Manufacturers

The Louisiana Department of Agriculture and Forestry, Office of Agricultural and Environmental Sciences, hereby gives notice of the list of termiticides and manufacturers that have been approved by the Structural Pest Control Commission for use in Louisiana.

Approved Termiticides and Manufacturers			
Product	EPA Reg. No.	Percentage	Manufacturer
Advion WDG (Indoxacarb)	100-1501	0.05% - 0.10%	Syngenta
Altriset (Chlorantraniliprole)	100-1503	0.05% - 0.10%	Syngenta
Baseline (Bifenthrin)	279-3177	0.06% - 0.12%	FMC
Bifen XTS (Bifenthrin)	53883-189	0.06% - 0.12%	Control Solutions
Bifen IT (Bifenthrin)	53883-118	0.06% - 0.12%	Control Solutions
Bora-Care (Disodium Octaborate Tetrahydrate)	83465-1-64405	23%	Nisus
Borathor (Disodium Octaborate Tetrahydrate)	81824-8	5.0% - 15.0%	Ensysyex II, Inc.
Centerfire 75 WSP (Imidacloprid)	432-1332	0.05% - 0.10%	Bayer
Cyper TC (Cypermethrin)	53883-92	0.25% - 1.00%	Control Solutions
Demon MAX (Cypermethrin)	100-1218	0.25% - 1.00%	Syngenta
Dominion PT (Imidacloprid)	53883-237	0.05% - 0.10%	Control Solutions
Dominion 2L (Imidacloprid)	53883-229	0.05% - 0.10%	Control Solutions
Dragnet SFR (Permethrin)	279-3062	0.05% - 2.0%	FMC
Fuse (Imidacloprid / Fipronil)	53883-328	0.067% - 0.13%	Control Solutions
Fuse Foam (Fipronil/Imidacloprid)	53883-462	0.005% & 0.025%	Control Solutions
MasterLine Bifenthrin 7.9 (Bifenthrin)	73748-7	0.06% - 0.12%	Veseris
MasterLine B MaxxPro (Bifenthrin)	279-3206-73748	0.06% - 0.12%	Veseris
MasterLine I MaxxDual (Imidacloprid)	432-1600-73748	.005% - 0.10%	Veseris
MasterLine I MaxxPro WSP (Imidacloprid)	73748-8	0.05% - 0.10%	Veseris
MasterLine I MaxxPro 2F (Imidacloprid)	73748-9	0.05% - 0.10%	Veseris

Approved Termiticides and Manufacturers			
Product	EPA Reg. No.	Percentage	Manufacturer
Maxxthor SC (Bifenthrin)	81824-5	0.06% - 0.12%	Ensysyex II, Inc.
Navigator SC (Fipronil)	93182-23	0.06% - 0.125%	Gharda Chemicals International
Permethrin SFR (Permethrin)	70506-6-53883	0.50% - 2.00%	Control Solutions
Phantom (Chlorfenapyr)	241-392	0.063% - 0.25%	BASF
Prelude (Permethrin)	5481-550	0.50% - 2.00%	AMVAC
Premise 75 WSP (Imidacloprid)	432-1332	0.05% - 0.10%	Bayer
Premise 2 (Imidacloprid)	432-1331	0.05% - 0.10%	Bayer
Premise Foam (Imidacloprid)	432-1391	0.05%	Bayer
Premise Pre-Construction (Imidacloprid)	432-1331	0.05% - 0.10%	Bayer
Premise Pro (Imidacloprid)	432-1449	0.05% - 0.10%	Bayer
Prothor SC (Imidacloprid)	83923-4	0.05% - 0.10%	Ensysyex III, Inc.
Prothor WSP (Imidacloprid)	82957-2	0.05% - 0.10%	Ensysyex III, Inc.
Talstar P (Bifenthrin)	279-3206	0.06% - 0.12%	FMC
Taurus Dry (Fipronil)	53883-476	0.1 - 3.0 grams	Control Solutions
Taurus SC (Fipronil)	53883-279	0.06% - 0.125%	Control Solutions
Tengard SFR (Permethrin)	70506-6	0.50% - 2.00%	United Phosphorus
Termidor Dry (Fipronil)	499-546	0.5%	BASF
Termidor Foam (Fipronil)	499-563	0.005%	BASF
Termidor HE (Fipronil)	7969-329	0.06% - 0.125%	BASF
Termidor HP (Fipronil)	7969-354	0.06% - 0.125%	BASF
Termidor HP II (Fipronil)	7969-400	0.125%	BASF
Termidor SC (Fipronil)	7969-210	0.06% - 0.125%	BASF
Termidor 80WG (Fipronil)	7969-209	0.06% - 0.125%	BASF
Totality (Bifenthrin)	279-3281	0.6%	FMC
Transport (Acetamiprid)(Bifenthrin)	8033-96-279	0.11%	FMC
Transport Mikron Insecticide (Acetamiprid / Bifenthrin)	8033-109-279	0.054% - 0.11%	FMC
UP-Cyde Pro 2.0 EC (Cypermethrin)	70506-19	0.25% - 1.0%	United Phosphorus
Wisdom TC Flowable (Bifenthrin)	5481-520	0.06% - 0.12%	AMVAC

Baits		
Product	EPA Reg. No.	Manufacturer
Advance Compressed Termite Bait II (Diflubenzuron)	499-500	BASF
Isophor Termite Bait (Diflubenzuron)	68850-2	Ensystem, Inc.
Labyrinth (Diflubenzuron)	68850-2	Ensystem, Inc.
Labyrinth AC (Diflubenzuron)	68850-2	Ensystem, Inc.
Recruit AG FlexPack (Noviflumuron)	62719-652	Dow AgroSciences
Recruit IV (Noviflumuron)	62719-453	Dow AgroSciences
Recruit IV AG (Noviflumuron)	62719-454	Dow AgroSciences
Recruit HD (Noviflumuron)	62719-608	Dow AgroSciences
Shatter (Hexaflumuron)	62719-272	Dow AgroSciences
Trelona Compressed Termite Bait (Novaluron)	499-557	BASF
Trelona ATBS Annual Bait Stations	499-557	BASF
Trelona ATBS Direct Bait Kit (Novaluron)	499-557	BASF
Trelona ATBS Direct Bait Stations (Novaluron)	499-557	BASF
Trelona ATBS Home Monitoring Kit (Novaluron)	499-557	BASF

Mike Strain, DVM
Commissioner

2207#008