



BLISS
PRODUCTS

LOUISIANA UNIFORM PUBLIC WORK BID FORM

50-00139501

Page: 6

TO: JEFFERSON PARISH
PURCHASING DEPT
200 DERBIGNY ST. SUITE 4400
GRETN, LA 70053
(Owner to provide name and address of owner)

BID FOR: FURNISH LABOR, MATERIALS & EQUI
INSTALL PLAY STRUCTURE AT HAROL
MCDONALD SR. PARK- 900 DRAKE AV
WESTWEGO, LA 70094 FOR THE JEFF
(Owner to provide name of project and
other identifying information)

The undersigned bidder hereby declares and represents that she/he; a) has carefully examined and understands the Bidding Documents, b) has not received, relied on, or based his bid on any verbal instructions contrary to the Bidding Documents or any addenda, c) has personally inspected and is familiar with the project site, and hereby proposes to provide all labor, materials, tools, appliances and facilities as required to perform, in a workmanlike manner, all work and services for the construction and completion of the referenced project, all in strict accordance with the Bidding Documents prepared by: Bliss Products and Services, Inc.

(Owner to provide name of entity preparing bidding documents.)

and dated: 9/27/2022

Bidders must acknowledge all addenda. The Bidder acknowledges receipt of the following ADDENDA: (Enter the number the Designer has assigned to each of the addenda that the Bidder is acknowledging) 1

TOTAL BASE BID: For all work required by the Bidding Documents (including any and all unit prices designated "Base Bid" * but not alternates) the sum of:

sixty five thousand four hundred Dollars (\$) 65,400.00

ALTERNATES: For any and all work required by the Bidding Documents for Alternates including any and all unit prices designated as alternates in the unit price description.

Alternate No. 1 (Owner to provide description of alternate and state whether add or deduct) for the lump sum of:

Dollars (\$) _____

Alternate No. 2 (Owner to provide description of alternate and state whether add or deduct) for the lump sum of:

Dollars (\$) _____

Alternate No. 3 (Owner to provide description of alternate and state whether add or deduct) for the lump sum of:

Dollars (\$) _____

NAME OF BIDDER: Bliss Products and Services, Inc.

ADDRESS OF BIDDER: 6831 S. Sweetwater Rd. Lithia Springs, GA 30122

LOUISIANA CONTRACTOR'S LICENSE NUMBER: 50059

NAME OF AUTHORIZED SIGNATORY OF BIDDER: Gregg Bliss

TITLE OF AUTHORIZED SIGNATORY OF BIDDER: President

SIGNATURE OF AUTHORIZED SIGNATORY OF BIDDER **: Gregg Bliss

DATE: 9/27/2022

THE FOLLOWING ITEMS ARE TO BE INCLUDED WITH THE SUBMISSION OF THIS LOUISIANA UNIFORM PUBLIC WORK BID FORM:

* The Unit Price Form shall be used if the contract includes unit prices. Otherwise it is not required and need not be included with the form. The number of unit prices that may be included is not limited and additional sheets may be included if needed.

** A CORPORATE RESOLUTION OR WRITTEN EVIDENCE of the authority of the person signing the bid for the public work as prescribed by LA-R.S. 38:2218 (B)(5).

BID SECURITY in the form of a bid bond, certified check or cashier's check as prescribed by LA-R.S. 38:2218.(A) is attached to and made a part of this bid.

LOUISIANA UNIFORM PUBLIC WORK BID FORM
UNIT PRICE FORM

Bid# 50-00139501

TO: JEFFERSON PARISH
PURCHASING DEPT
200 DERBIGNY ST. SUITE 4400
GRETN, LA 70053
(Owner to provide name and
address of owner)

FURNISH LABOR, MATERIALS & EQUIPMENT TO
INSTALL PLAY STRUCTURE AT HAROLD
MCDONALD SR. PARK- 900 DRAKE AVE,
WESTWEGO, LA 70094 FOR THE JEFFERSON
(Owner to provide name of project
and other identifying information)

UNIT PRICES: This form shall be used for any and all work required by the Bidding Documents and described as unit prices.
Amounts shall be stated in figures and only in figures.

DESCRIPTION:		<input checked="" type="checkbox"/> Base Bid <input type="checkbox"/> Alt. # ____			0001 HAROLD MCDONALD TOT LOT- LABOR, MATERIALS AND EQUIPMENT TO INSTALL PLAY STRUCTURE AT HAROLD MCDONALD SR. PARK 900 DRAKE AVE. WESTWEGO, LA 70094
REF NO.	QUANTITY	UNIT OF MEASURE	UNIT PRICE	UNIT PRICE EXTENSION (Quantity times Unit Price)	
001	1.00	JOB	45,400.00	45,400.00	

DESCRIPTION:		<input type="checkbox"/> Base Bid <input type="checkbox"/> Alt. # ____			
REF NO.	QUANTITY	UNIT OF MEASURE	UNIT PRICE	UNIT PRICE EXTENSION (Quantity times Unit Price)	

DESCRIPTION:		<input type="checkbox"/> Base Bid <input type="checkbox"/> Alt. # ____			
REF NO.	QUANTITY	UNIT OF MEASURE	UNIT PRICE	UNIT PRICE EXTENSION (Quantity times Unit Price)	

DESCRIPTION:		<input type="checkbox"/> Base Bid <input type="checkbox"/> Alt. # ____			
REF NO.	QUANTITY	UNIT OF MEASURE	UNIT PRICE	UNIT PRICE EXTENSION (Quantity times Unit Price)	

DESCRIPTION:		<input type="checkbox"/> Base Bid <input type="checkbox"/> Alt. # ____			
REF NO.	QUANTITY	UNIT OF MEASURE	UNIT PRICE	UNIT PRICE EXTENSION (Quantity times Unit Price)	

DESCRIPTION:		<input type="checkbox"/> Base Bid <input type="checkbox"/> Alt. # ____			
REF NO.	QUANTITY	UNIT OF MEASURE	UNIT PRICE	UNIT PRICE EXTENSION (Quantity times Unit Price)	

DESCRIPTION:		<input type="checkbox"/> Base Bid <input type="checkbox"/> Alt. # ____			
REF NO.	QUANTITY	UNIT OF MEASURE	UNIT PRICE	UNIT PRICE EXTENSION (Quantity times Unit Price)	

DESCRIPTION:		<input type="checkbox"/> Base Bid <input type="checkbox"/> Alt. # ____			
REF NO.	QUANTITY	UNIT OF MEASURE	UNIT PRICE	UNIT PRICE EXTENSION (Quantity times Unit Price)	

Wording for "DESCRIPTION" is to be provided by the Owner.
All quantities are estimated. The contractor will be paid based upon actual quantities as verified by the Owner.


CORPORATE RESOLUTION

EXCERPT FROM MINUTES OF MEETING OF THE BOARD OF DIRECTORS OF
Bliss Products and Services, Inc.
INCORPORATED.

AT THE MEETING OF DIRECTORS OF Bliss Products and Services, Inc.
INCORPORATED, DULY NOTICED AND HELD ON 9/27/2022,
A QUORUM BEING THERE PRESENT, ON MOTION DULY MADE AND SECONDED. IT
WAS:

RESOLVED THAT Gregg Bliss, BE AND IS HEREBY
APPOINTED, CONSTITUTED AND DESIGNATED AS AGENT AND ATTORNEY-IN-
FACT OF THE CORPORATION WITH FULL POWER AND AUTHORITY TO ACT ON
BEHALF OF THIS CORPORATION IN ALL NEGOTIATIONS, BIDDING, CONCERNS
AND TRANSACTIONS WITH THE PARISH OF JEFFERSON OR ANY OF ITS AGENCIES,
DEPARTMENTS, EMPLOYEES OR AGENTS, INCLUDING BUT NOT LIMITED TO, THE
EXECUTION OF ALL BIDS, PAPERS, DOCUMENTS, AFFIDAVITS, BONDS, SURETIES,
CONTRACTS AND ACTS AND TO RECEIVE ALL PURCHASE ORDERS AND NOTICES
ISSUED PURSUANT TO THE PROVISIONS OF ANY SUCH BID OR CONTRACT, THIS
CORPORATION HEREBY RATIFYING, APPROVING, CONFIRMING, AND ACCEPTING
EACH AND EVERY SUCH ACT PERFORMED BY SAID AGENT AND ATTORNEY-IN-
FACT.

I HEREBY CERTIFY THE FOREGOING TO BE
A TRUE AND CORRECT COPY OF AN
EXCERPT OF THE MINUTES OF THE ABOVE
DATED MEETING OF THE BOARD OF
DIRECTORS OF SAID CORPORATION, AND
THE SAME HAS NOT BEEN REVOKED OR
RESCINDED.



SECRETARY-TREASURER

9/27/2022

DATE

Public Works Bid

AFFIDAVIT

STATE OF Georgia

PARISH/COUNTY OF Douglas

BEFORE ME, the undersigned authority, personally came and appeared: Gregg Bliss, (Affiant) who after being by me duly sworn, deposed and said that he/she is the fully authorized President of Bliss Products and Services, Inc. (Entity), the party who submitted a bid in response to Bid Number 50-00139501, to the Parish of Jefferson.

Affiant further said:

Campaign Contribution Disclosures

(Choose A or B, if option A is indicated please include the required attachment):


Choice A _____ Attached hereto is a list of all campaign contributions, including the date and amount of each contribution, made to current or former elected officials of the Parish of Jefferson by Entity, Affiant, and/or officers, directors and owners, including employees, owning 25% or more of the Entity during the two-year period immediately preceding the date of this affidavit or the current term of the elected official, whichever is greater. Further, Entity, Affiant, and/or Entity Owners have not made any contributions to or in support of current or former members of the Jefferson Parish Council or the Jefferson Parish President through or in the name of another person or legal entity, either directly or indirectly.

Choice B ✓ there are NO campaign contributions made which would require disclosure under Choice A of this section.

Affiant further said:

Debt Disclosures

(Choose A or B, if option A is indicated please include the required attachment):

- Choice A _____ Attached hereto is a list of all debts owed by the affiant to any elected or appointed official of the Parish of Jefferson, and any and all debts owed by any elected or appointed official of the parish to the Affiant.
- Choice B  There are NO debts which would require disclosure under Choice A of this section.

Affiant further said:

That Affiant has employed no person, corporation, firm, association, or other organization, either directly or indirectly, to secure the public contract under which he received payment, other than persons regularly employed by the Affiant whose services in connection with the construction, alteration or demolition of the public building or project or in securing the public contract were in the regular course of their duties for Affiant; and

That no part of the contract price received by Affiant was paid or will be paid to any person, corporation, firm, association, or other organization for soliciting the contract, other than the payment of their normal compensation to persons regularly employed by the Affiant whose services in connection with the construction, alteration or demolition of the public building or project were in the regular course of their duties for Affiant.

Affiant further said:

Affiant personally has not been convicted of, nor has he/she entered into a plea of guilty or nolo contendere to any of the crimes or equivalent federal crimes listed below. No individual partner, incorporator, director, manager, officer, organizer, or member, who has a minimum of a ten percent ownership in the Bidding Entity, has been convicted of, or has entered a plea of guilty or nolo contendere to any of the crimes or equivalent federal crimes listed below. A conviction of or plea of guilty or nolo contendere to the following state crimes or equivalent federal crimes shall permanently bar any person or the bidding entity from bidding on public projects:

- (a) Public bribery (R.S. 14:118)
- (b) Corrupt influencing (R.S. 14:120)
- (c) Extortion (R.S. 14:66)
- (d) Money laundering (R.S. 14:230)

A conviction of or plea of guilty or nolo contendere to the following state crimes or equivalent federal crimes shall bar any person or the bidding entity from bidding on public projects for a period of five years from the date of conviction or from the date of the entrance of the plea of guilty or nolo contendere:

- (a) Theft (R.S. 14:67)
- (b) Identity Theft (R.S. 14:67, 16)
- (c) Theft of a business record (R.S. 14:67.20)
- (d) False accounting (R.S. 14:70)
- (e) Issuing worthless checks (R.S. 14:71)
- (f) Bank fraud (R.S. 14:71.1)
- (g) Forgery (R.S. 14:72)
- (h) Contractors; misapplication of payments (R.S. 14:202)
- (i) Malfeasance in office (R.S. 14:134)

The five-year prohibition provided for in this section shall apply only if the crime was committed during the solicitation or execution of a contract or bid awarded pursuant to these provisions. If evidence is submitted substantiating that a false attestation has been made and the project must be readvertised or the contract cancelled, the awarded entity making the false attestation shall be responsible to the public entity for the costs of rebidding, additional costs due to increased costs of bids and any and all delay costs due to the rebid or cancellation of this project.

[The remainder of this page is intentionally left blank.]

Affiant further said:

- (1) Entity is registered and participates in a status verification system to verify that all employees in the State of Louisiana are legal citizens of the United States or are legal aliens.
- (2) Entity shall continue, during the term of the contract, to utilize a status verification system to verify the legal status of all new employees in the State of Louisiana.
- (3) Entity shall require all subcontractors to submit to the Entity a sworn affidavit verifying compliance with statements (1) and (2).

Gregg Bliss

Signature of Affiant

Gregg Bliss

Printed Name of Affiant

SWORN AND SUBSCRIBED TO BEFORE ME
ON THE 27 DAY OF SEPT, 2022.

Allison McClesky


Notary Public

Allison McClesky

Printed Name of Notary

Notary/Bar Roll Number

My commission expires 3/14/2023.





BUBBLEGUM

HAROLD MCDONALD SR. PARK WESTWEGO, LA

PLEASE NOTE: RENDERINGS ARE FOR VISUAL PURPOSES ONLY. ANY PRODUCTS AND/OR SITE DETAILS HEREIN MAY BE SUBJECT TO CHANGE WITHOUT NOTICE.

play&park
structures®
A PLAYCORE Company

BLISS
PRODUCTS
everything under the sun

6831 S. SWEETWATER ROAD
LITHIA SPRINGS, GA 30122

800.248.2457

BLISSPRODUCTS.COM



BUBBLEGUM

HAROLD MCDONALD SR. PARK WESTWEGO, LA

PLEASE NOTE: RENDERINGS ARE FOR VISUAL PURPOSES ONLY. ANY PRODUCTS AND/OR SITE DETAILS HEREIN MAY BE SUBJECT TO CHANGE WITHOUT NOTICE.

play&park
structures®
A PLAYCORE Company

BLISS
PRODUCTS
everything under the sun

6831 S. SWEETWATER ROAD
LITHIA SPRINGS, GA 30122

800.248.2457

BLISSPRODUCTS.COM



User Capacity
20-30
Critical Fall Height
48"

play&park structures
A PLAYCORE Company
544 Chestnut Street
Chattanooga, TN 37402
800-727-1907 / www.playandpark.com

Drawn By:
Martina Lawrence
Date:
9/12/2022
Quote Number:
645-154615

Scale: 1/8" = 1'-0"
This drawing can be
scaled only when in
an 11" x 17" format

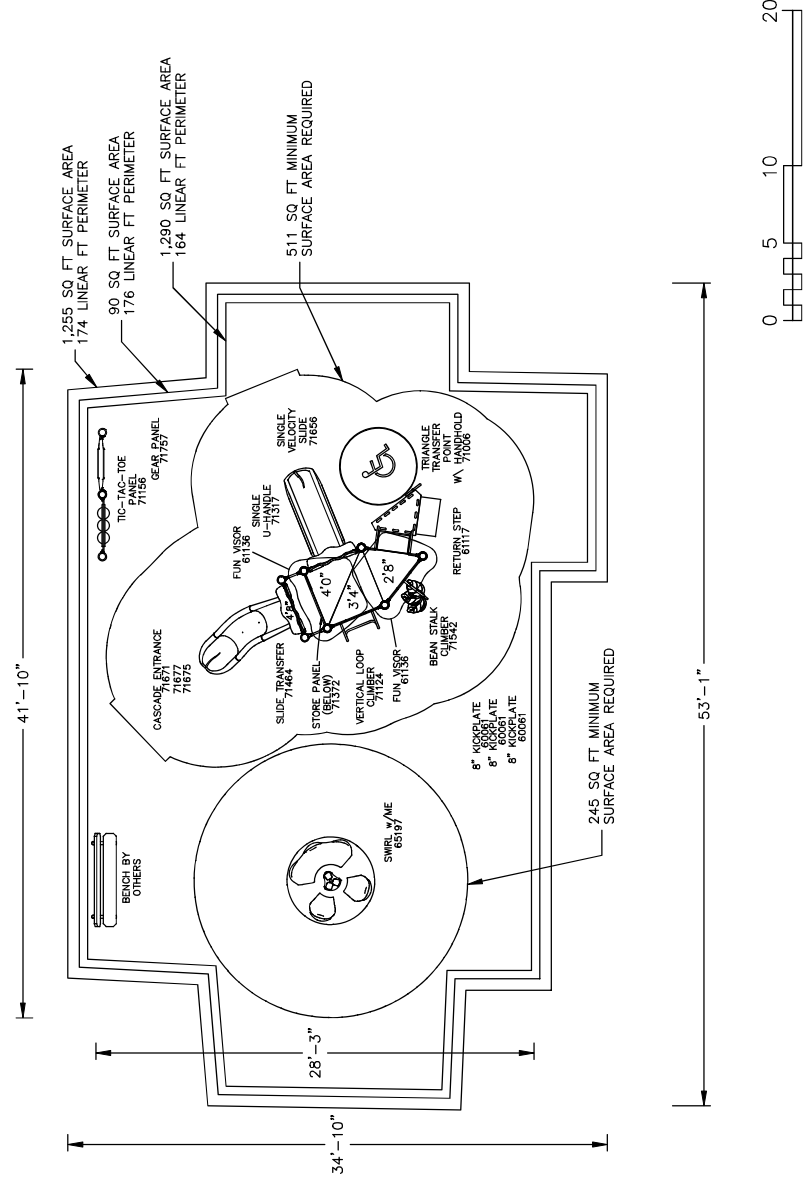
This play equipment is
recommended for
children ages:
2-12
Minimum Area Required:
41'10" X 28'3"

Jefferson Parish
Harold McDonald Sr. Park Playground Equipment
Westwego, LA 70094

Bliss Products



This equipment is
designed for children
2-5 or 5-12
years old



Top View drawings and measurements are for overall site and structure appearance purposes. Top view should not be conceived as a construction detail; therefore, all measurements and slope requirements should be field verified prior to construction. **IMPORTANT:** Never install play equipment over hard, unresilient surfaces such as asphalt, concrete, or compacted earth. It is the owner's responsibility to ensure the "minimum area required" contains an appropriate amount of resilient material to cushion accidental falls.

9/13/2022

Harold McDonald Sr Park
Drawing 645-154615

SuperMax Specifications

General System Specifications:

SuperMax features 5" O.D. uprights with a high-strength aluminum alloy clamp fastening system finished with a polyester powder-coat. All uprights shall receive factory installed aluminum post caps and will ship with labels for manufacturer identification.

All decks and components shall connect using the aluminum alloy clamping system. All climbing attachments shall include a 15" wide deck entry archway to control deck access to one child at a time and help prevent inadvertent falls.

Manufacturer shall offer the following warranties on the materials and components of its system:

- Lifetime limited warranty on support posts (uprights)
- 15-Year limited warranty on punched steel decks, pipes, rails, loops and rungs
- 15-Year limited warranty on rotationally molded polyethylene components
- Lifetime limited warranty on all hardware

Manufacturer shall be ISO 9001/2000 certified

Manufacturer shall show IPEMA certification of compliance for each component that the product conforms with the requirements of ASTM F1487-01.

General Specifications of Materials

Uprights, Aluminum

The posts shall be 5" outside diameter tubing with an 1/8" minimum wall thickness. The material shall be extruded from 6005-T5 seamless aluminum alloy conforming to ASTM-B-221. Minimum yield strength shall be 35,000 psi and minimum tensile strength shall be 38,000 psi. All upright posts shall be coated with a custom formula TGIC polyester powder coating in conformance with the specifications outlined herein.

Polyester Powder-Coating Process

Powder-coat shall be an electrostatically applied custom formula of TGIC polyester powder. All components will be free of sharp edges and excess weld spatter and shall be cleaned in a four stage solvent/zirconium based bath, as a rust inhibitor, and a sealer to prevent flash rusting before coating. The coating shall have a super tough finish with maximum exterior durability and will have superior adhesion characteristics. Typical characteristics are: 3.0 - 5.0 mil thickness and oven cured between 375 to 425 degrees Fahrenheit. Pencil Hardness H (ASTM D-3363), Impact (ASTM D-2794-69), Wedge Bend (ASTM D-522-68), Adhesion (Cross Hatch ASTM D-3359 & Knife Scratch ASTM D-2197), Environmental (Stain Resistance ASTM D-1308, Humidity ASTM D 2247 - 87, Salt Spray ASTM B-117 & Fadometer 300 hrs with no loss of gloss), Oven-bake Stability 200% at 350 degrees Fahrenheit for 10 minutes.

Hardware

All nuts, bolts, and washers, with exceptions noted, shall be 3/8" diameter 18-8 stainless steel in varying lengths, with a vandal-resistant hex-pinned head configuration and factory-applied locking patch. When allowed a 72-hour cure time, the locking patch will prevent the bolt from loosening without at least 4 times the installation torque. Play & Park Structures will supply the special tool required to turn vandal-resistant hardware with each shipment. 1/2" diameter Ramp and Arch Bridge connecting hardware shall be Grade 5 zinc-plated, and 3/8" Clatter Bridge security bolts shall be Grade 8 hardened and zinc-plated.

Polyester Powder-Coating Process

Powder-coat shall be an electrostatically applied custom formula of TGIC polyester powder. All components will be free of sharp edges and excess weld spatter and shall be cleaned in a four stage solvent/zirconium based bath, as a rust inhibitor, and a sealer to prevent flash rusting before coating. The coating shall have a super tough finish with maximum exterior durability and will have superior adhesion characteristics. Typical characteristics are: 3.0 - 5.0 mil thickness and oven cured between 375 to 425 degrees Fahrenheit. Pencil Hardness H (ASTM D-3363), Impact (ASTM D-2794-69), Wedge Bend (ASTM D-522-68), Adhesion (Cross Hatch ASTM D-3359 & Knife Scratch ASTM D-2197), Environmental (Stain Resistance ASTM D-1308, Humidity ASTM D 2247 - 87, Salt Spray ASTM B-117 & Fadometer 300 hrs with no loss of gloss), Oven-bake Stability 200% at 350 degrees Fahrenheit for 10 minutes.

Deck Components

Kickplates

Kickplate is cut from galvalume sheet metal with (8) 7/16" x 1" slotted holes punched to coincide with deck flange holes. Corners are rounded, edges are ground smooth, and receives a baked-on polyester powder-coated finish after fabrication.

Return Step

Return Step

The Return Step shall be made from 12 gauge punched steel with a protective p&o finish in conformance with the specifications outlined herein. The Return Steps shall be a one-piece welded assembly finished with the matte PVC coating per the specifications herein. Support legs shall be fabricated from 1-5/16" O.D. x .083" (14 gauge) wall galvanized steel tubing. Support Legs shall be all-welded assemblies and shall be coated after fabrication with a custom formula of TGIC polyester powder in conformance with the specifications outlined herein.

General Specifications of Materials

Plastisol Coating

All metal deck platforms, steps, bridge planks, ramps, kickplates, and chains are plastisol-coated. Each part is chemically washed and completely submerged in a special heat-activated primer and allowed to dry. Parts are then pre-heated and immersed in liquid polyvinyl-chloride (plastisol). The PVC coating shall have a typical thickness of .080" to .120", and a hardness of Shore A 83 +/-5 normal durometer range. This material is classed as "Self Extinguishing", meets or exceeds automotive specifications NVSS302, and contains ultraviolet inhibitors to help prolong the life of the coating. Standard color is brown, with optional colors available. The following characteristics apply:

Tensile Strength - 2,800 psi

Elongation - 290 %

Tear Strength - 420 lbs/in

Rotomolded Components

FunVisor

Roof shall be a single piece rotationally molded from an extremely durable low-density polyethylene with ultraviolet (UV) light stabilizers and color molded in. This material complies with ASTM-D-1248, Type 2, Class A, and Federal Specification LP-390C, Type 1, Class M, Grade 2, Category 3, and has a minimum 3/16" wall thickness.

Park Play Specifications

General System Specifications:

Manufacturer shall offer the following warranties on the materials and components of its system:

- Lifetime limited warranty on support posts (uprights)
- 15-Year limited warranty on punched steel decks, pipes, rails, loops and rungs
- 15-Year limited warranty on rotationally molded polyethylene components
- Lifetime limited warranty on all hardware

Manufacturer shall be ISO 9001/2000 certified

Manufacturer shall show IPEMA certification of compliance for each component that the product conforms with the requirements of ASTM F1487-01.

Freestanding - Other

Whirl with Me

48" DIA. PLATFORM ASSEMBLY: Shall be formed of one piece 11 gauge H.R. steel with a turned under flange. Braces shall be fabricated of 1-5/16" O.D. galvanized pipe. Platform shall be an all welded construction.

HUB: Shall be fabricated of 3-1/2" O.D. pipe with 1/4" H.R. flat plate.

BASE ASSEMBLY: Legs shall be fabricated of 2-7/8" O.D. galvanized pipe. Axle shall be fabricated of 1-5/8" O.D. cold-rolled steel.

Collar shall be fabricated of 2-3/4" O.D. tube. Base assembly shall be an all welded construction.

WHIRL BRAKE COVER: Shall be color-impregnated, molded polyethylene with 3/16" nominal thickness.

SHIELD MOUNTING BRACKET: Shall be fabricated of 3/16" H.R. flat steel, drilled and tapped to receive 3/8" bolts. Bracket shall have a powder coat finish.

BRAKE DRUM: Shall be fabricated of 8-1/2" O.D. pipe with 1/4" H.R. flat plate welded in place to receive hub and platform plates.

WHIRL: The Whirl shall be rotational molded from polyethylene. The polyethylene shall be linear low-density material with UV-stabilized color and an anti-static compound additive. All rotational molded products shall meet or exceed the following specifications: ASTM D-1248, type 2, class A and Federal specification LP-390C, type 1, class M, grade 2, category 3; Density (ASTM D-155); Brittleness Temperature (ASTM D-746); Tensile Values (ASTM D-638); Flexural Modulus (ASTM D-790); Heat Distortion (ASTM-648); Low Temperature Impact (ARM-STD).

FINISH: Base Ass'y and Platform Ass'y shall have a powder coat finish.

HARDWARE: All nuts, bolts, screws, inserts, and lock washers used in the assembly of all play equipment, shall be stainless steel, yellow dichromate plated steel, blue-coat plated steel, mechanically galvanized or powder coated/yellow dichromate plated steel. All primary fasteners shall be 300 series stainless steel. Fasteners with yellow dichromate treatment have an electro deposited, 99.9% pure zinc substrate applied from a specially formulated solution sealed with a yellow dichromate top coat designed to work in conjunction with the zinc plating. Yellow dichromate has a 320% longer life to white corrosion and 275% longer to red corrosion than does hot-dip galvanizing.

SuperMax Specifications

General System Specifications:

SuperMax features 5" O.D. uprights with a high-strength aluminum alloy clamp fastening system finished with a polyester powder-coat. All uprights shall receive factory installed aluminum post caps and will ship with labels for manufacturer identification.

All decks and components shall connect using the aluminum alloy clamping system. All climbing attachments shall include a 15" wide deck entry archway to control deck access to one child at a time and help prevent inadvertent falls.

Manufacturer shall offer the following warranties on the materials and components of its system:

- Lifetime limited warranty on support posts (uprights)
- 15-Year limited warranty on punched steel decks, pipes, rails, loops and rungs
- 15-Year limited warranty on rotationally molded polyethylene components
- Lifetime limited warranty on all hardware

Manufacturer shall be ISO 9001/2000 certified

Manufacturer shall show IPEMA certification of compliance for each component that the product conforms with the requirements of ASTM F1487-01.

General Specifications of Materials

Plastisol Coating

All metal deck platforms, steps, bridge planks, ramps, kickplates, and chains are plastisol-coated. Each part is chemically washed and completely submerged in a special heat-activated primer and allowed to dry. Parts are then pre-heated and immersed in liquid poly-vinyl-chloride (plastisol). The PVC coating shall have a typical thickness of .080" to .120", and a hardness of Shore A 83 +/-5 normal durometer range. This material is classed as "Self Extinguishing", meets or exceeds automotive specifications NVSS302, and contains ultraviolet inhibitors to help prolong the life of the coating. Standard color is brown, with optional colors available. The following characteristics apply:

- Tensile Strength - 2,800 psi
- Elongation - 290 %
- Tear Strength - 420 lbs/in

Deck Components

Deck Platforms

Metal decks shall be a one-piece construction and shall be designed to maintain a full 48" on center post spacing. Metal decks shall be fabricated from 11 gauge hot rolled steel which shall be punched, formed, and reinforced with welded in place 2-1/2" x 11 ga. steel strips. Decks shall include a pattern of equally spaced slots on each side to provide a flush mounting of play events that attach to the

deck, as well as the design of more than one adjacent deck at the same height. Each deck shall have welded at the corner underside a threaded 3/8" stud for attachment to the post's Deck Clamps. This fastening technique eliminates the need for hardware protruding through the deck surface, thereby eliminating the possibility of an entanglement hazard and presenting a clean and smooth deck surface. Entire deck assembly, after fabrication, shall be dipped in a textured skid-resistant poly-vinyl-chloride (plastisol) coating to a minimum thickness of .080".

General Specifications of Materials

SuperMax Clamp

Clamp Ring and Adapters are die cast from an A380 high-strength aluminum alloy with a baked-on polyester powder-coat finish.

Plastisol Coating

All metal deck platforms, steps, bridge planks, ramps, kickplates, and chains are plastisol-coated. Each part is chemically washed and completely submerged in a special heat-activated primer and allowed to dry. Parts are then pre-heated and immersed in liquid poly-vinyl-chloride (plastisol). The PVC coating shall have a typical thickness of .080" to .120", and a hardness of Shore A 83 +/-5 normal durometer range. This material is classed as "Self Extinguishing", meets or exceeds automotive specifications NVSS302, and contains ultraviolet inhibitors to help prolong the life of the coating. Standard color is brown, with optional colors available. The following characteristics apply:

Tensile Strength - 2,800 psi

Elongation - 290 %

Tear Strength - 420 lbs/in

Deck Components

Isosceles Triangle Deck

Metal decks shall be a one-piece construction and shall be designed to maintain a 48" on center post spacing on two sides with a 90° corner between the two 48" sides and a 67-7/8" center post spacing on the final side. Metal decks shall be fabricated from 11 gauge hot rolled steel which shall be punched, formed, and reinforced with welded in place 2-1/2" x 11 ga. steel strips. Decks shall include a pattern of equally spaced slots on each side to provide a flush mounting of play events that attach to the deck, as well as the design of more than one adjacent deck at the same height. Each deck shall have welded at the corner underside a threaded 3/8" stud for attachment to the post's Deck Clamps. This fastening technique eliminates the need for hardware protruding through the deck surface, thereby eliminating the possibility of an entanglement hazard and presenting a clean and smooth deck surface. Entire deck assembly, after fabrication, shall be dipped in a textured skid-resistant poly-vinyl-chloride (plastisol) coating to a minimum thickness of .080".

General Specifications of Materials

SuperMax Clamp

Clamp Ring and Adapters are die cast from an A380 high-strength aluminum alloy with a baked-on polyester powder-coat finish.

Plastisol Coating

All metal deck platforms, steps, bridge planks, ramps, kickplates, and chains are plastisol-coated. Each part is chemically washed and completely submerged in a special heat-activated primer and allowed to dry. Parts are then pre-heated and immersed in liquid poly-vinyl-chloride (plastisol). The PVC coating shall have a typical thickness of .080" to .120", and a hardness of Shore A 83 +/-5 normal durometer range. This material is classed as "Self Extinguishing", meets or exceeds automotive specifications NVSS302, and contains ultraviolet inhibitors to help prolong the life of the coating. Standard color is brown, with optional colors available. The following characteristics apply:

Tensile Strength - 2,800 psi
Elongation - 290 %
Tear Strength - 420 lbs/in

Deck Components

Isosceles Triangle Deck

Metal decks shall be a one-piece construction and shall be designed to maintain a 48" on center post spacing on two sides with a 90° corner between the two 48" sides and a 67-7/8" center post spacing on the final side. Metal decks shall be fabricated from 11 gauge hot rolled steel which shall be punched, formed, and reinforced with welded in place 2-1/2" x 11 ga. steel strips. Decks shall include a pattern of equally spaced slots on each side to provide a flush mounting of play events that attach to the deck, as well as the design of more than one adjacent deck at the same height. Each deck shall have welded at the corner underside a threaded 3/8" stud for attachment to the post's Deck Clamps. This fastening technique eliminates the need for hardware protruding through the deck surface, thereby eliminating the possibility of an entanglement hazard and presenting a clean and smooth deck surface. Entire deck assembly, after fabrication, shall be dipped in a textured skid-resistant poly-vinyl-chloride (plastisol) coating to a minimum thickness of .080".

General Specifications of Materials

SuperMax Clamp

Clamp Ring and Adapters are die cast from an A380 high-strength aluminum alloy with a baked-on polyester powder-coat finish.

Plastisol Coating

All metal deck platforms, steps, bridge planks, ramps, kickplates, and chains are plastisol-coated. Each part is chemically washed and completely submerged in a special heat-activated primer and allowed to dry. Parts are then pre-heated and immersed in liquid poly-vinyl-chloride (plastisol). The PVC coating shall have a typical thickness of .080" to .120", and a hardness of Shore A 83 +/-5 normal durometer range. This material is classed as "Self Extinguishing", meets or exceeds automotive specifications NVSS302, and contains ultraviolet inhibitors to help prolong the life of the coating. Standard color is brown, with optional colors available. The following characteristics apply:

Tensile Strength - 2,800 psi
Elongation - 290 %
Tear Strength - 420 lbs/in

Deck Components

Kickplates

Kickplate is cut from galvalneal sheet metal with (8) 7/16" x 1" slotted holes punched to coincide with deck flange holes. Corners are rounded, edges are ground smooth, and receives a baked-on polyester powder-coated finish after fabrication.

Triangle Transfer with Handhold

Triangle Transfer with Handhold

The Triangle Transfer shall be made from 12 gauge punched steel with a protective p&o finish in conformance with the specifications outlined herein. The Triangle Transfer shall be a one-piece welded assembly finished with the matte PVC coating per the specifications herein. Handhold shall be fabricated from 1 7/8" O.D. x .12" (11gauge) wall and 1-5/16" O.D. x .083" (14 gauge) wall galvanized steel tubing. Support legs shall be fabricated from 1-5/16" O.D. x .083" (14 gauge) wall galvanized steel tubing. Handhold and Support Legs shall be all-welded assemblies and shall be coated after fabrication with a custom formula of TGIC polyester powder in conformance with the specifications outlined herein.

General Specifications of Materials

Polyester Powder-Coating Process

Powder-coat shall be an electrostatically applied custom formula of TGIC polyester powder. All components will be free of sharp edges and excess weld spatter and shall be cleaned in a four stage solvent/zirconium based bath, as a rust inhibitor, and a sealer to prevent flash rusting before coating. The coating shall have a super tough finish with maximum exterior durability and will have superior adhesion characteristics. Typical characteristics are: 3.0 - 5.0 mil thickness and oven cured between 375 to 425 degrees Fahrenheit. Pencil Hardness H (ASTM D-3363), Impact (ASTM D-2794-69), Wedge Bend (ASTM D-522-68), Adhesion (Cross Hatch ASTM D-3359 & Knife Scratch ASTM D-2197), Environmental (Stain Resistance ASTM D-1308, Humidity ASTM D 2247 - 87, Salt Spray ASTM B-117 & Fadometer 300 hrs with no loss of gloss), Oven-bake Stability 200% at 350 degrees Fahrenheit for 10 minutes.

HDPE Components

HDPE Panels

Panels shall be precision cut from a single solid sheet of .750" thick UV-stabilized extruded high-density polyethylene with colors molded in. The material will have a density of 60 lbs/ft³ and a tensile strength of 4400 PSI (30 Mpa) as determined per procedure C of ASTM D1928. All edges shall have radiuses and all corners rounded for safe play.

Metal Components

Vertical Loop Climber

Vertical Loop Climber Frame is fabricated using 1-5/8" O.D. 14-gauge galvanized steel tubing for the side rails and 1" O.D. 14-gauge galvanized steel tube for the loops. All welded parts are coated after fabrication with a baked on polyester powder-coat finish. Panel is cut from a solid sheet of high-density .850" thick extruded polyethylene with color molded in and UV-stabilized.

General Specifications of Materials

SuperMax Clamp

Clamp Ring and Adapters are die cast from an A380 high-strength aluminum alloy with a baked-on polyester powder-coat finish.

Rotationally Molded Plastics

All Rotationally Molded Products are manufactured from linear low-density polyethylene UV-stabilized color and an anti-static compound additive. The tensile strength of this material is to be 2500 PSI as defined by ASTM D638. The typical wall thickness will be .250" (1/4"). All rotationally molded products shall meet or exceed the following specifications: ASTM D-1248, type 2, class A and Federal specification LP-390C, type 1, class M, grade 2, category 3; Density (ASTM D- 1505); Brittleness Temperature (ASTM D-746); Tensile Values (ASTM D-638); Flexural Modulus (ASTM D-790); Heat Distortion (ASTM-648); Low Temperature Impact (ARM-STD). All solid plastic panels are manufactured from high-density polyethylene. All solid plastic panels shall meet or exceed the following specifications: Density (ASTM D- 1505); Brittleness Temperature (ASTM D-746); Tensile Values (ASTM D-638); Flexural Modulus (ASTM D-790).

Polyester Powder-Coating Process

Powder-coat shall be an electrostatically applied custom formula of TGIC polyester powder. All components will be free of sharp edges and excess weld spatter and shall be cleaned in a four stage solvent/zirconium based bath, as a rust inhibitor, and a sealer to

prevent flash rusting before coating. The coating shall have a super tough finish with maximum exterior durability and will have superior adhesion characteristics. Typical characteristics are: 3.0 - 5.0 mil thickness and oven cured between 375 to 425 degrees Fahrenheit. Pencil Hardness H (ASTM D-3363), Impact (ASTM D-2794-69), Wedge Bend (ASTM D-522-68), Adhesion (Cross Hatch ASTM D-3359 & Knife Scratch ASTM D-2197), Environmental (Stain Resistance ASTM D-1308, Humidity ASTM D 2247 - 87, Salt Spray ASTM B-117 & Fadometer 300 hrs with no loss of gloss), Oven-bake Stability 200% at 350 degrees Fahrenheit for 10 minutes.

HDPE Components

HDPE Panels

Panels shall be precision cut from a single solid sheet of .750" thick UV-stabilized extruded high-density polyethylene with colors molded in. The material will have a density of 60 lbs/ft³ and a tensile strength of 4400 PSI (30 Mpa) as determined per procedure C of ASTM D1928. All edges shall have radiuses and all corners rounded for safe play.

General Specifications of Materials

SuperMax Clamp

Clamp Ring and Adapters are die cast from an A380 high-strength aluminum alloy with a baked-on polyester powder-coat finish.

Polyester Powder-Coating Process

Powder-coat shall be an electrostatically applied custom formula of TGIC polyester powder. All components will be free of sharp edges and excess weld spatter and shall be cleaned in a four stage solvent/zirconium based bath, as a rust inhibitor, and a sealer to prevent flash rusting before coating. The coating shall have a super tough finish with maximum exterior durability and will have superior adhesion characteristics. Typical characteristics are: 3.0 - 5.0 mil thickness and oven cured between 375 to 425 degrees Fahrenheit. Pencil Hardness H (ASTM D-3363), Impact (ASTM D-2794-69), Wedge Bend (ASTM D-522-68), Adhesion (Cross Hatch ASTM D-3359 & Knife Scratch ASTM D-2197), Environmental (Stain Resistance ASTM D-1308, Humidity ASTM D 2247 - 87, Salt Spray ASTM B-117 & Fadometer 300 hrs with no loss of gloss), Oven-bake Stability 200% at 350 degrees Fahrenheit for 10 minutes.

Metal Components

U-Handles

U-handles are fabricated from 1-5/16" O.D. 14-gauge galvanized steel tubing formed into 'U' shape and receive a baked on polyester powder-coated finish.

General Specifications of Materials

SuperMax Clamp

Clamp Ring and Adapters are die cast from an A380 high-strength aluminum alloy with a baked-on polyester powder-coat finish.

Polyester Powder-Coating Process

Powder-coat shall be an electrostatically applied custom formula of TGIC polyester powder. All components will be free of sharp edges and excess weld spatter and shall be cleaned in a four stage solvent/zirconium based bath, as a rust inhibitor, and a sealer to prevent flash rusting before coating. The coating shall have a super tough finish with maximum exterior durability and will have superior adhesion characteristics. Typical characteristics are: 3.0 - 5.0 mil thickness and oven cured between 375 to 425 degrees

Fahrenheit. Pencil Hardness H (ASTM D-3363), Impact (ASTM D-2794-69), Wedge Bend (ASTM D-522-68), Adhesion (Cross Hatch ASTM D-3359 & Knife Scratch ASTM D-2197), Environmental (Stain Resistance ASTM D-1308, Humidity ASTM D 2247 - 87, Salt Spray ASTM B-117 & Fadometer 300 hrs with no loss of gloss), Oven-bake Stability 200% at 350 degrees Fahrenheit for 10 minutes.

HDPE Components

HDPE Panels

Panels shall be precision cut from a single solid sheet of .750" thick UV-stabilized extruded high-density polyethylene with colors molded in. The material will have a density of 60 lbs/ft³ and a tensile strength of 4400 PSI (30 Mpa) as determined per procedure C of ASTM D1928. All edges shall have radiuses and all corners rounded for safe play.

Store Panel

Bracket is formed from 11-gauge galvanized steel powder coated after fabrication. Panels are cut from a sheet of high-density .750" thick extruded solid polyethylene with color molded in and UV-stabilized.

General Specifications of Materials

SuperMax Clamp

Clamp Ring and Adapters are die cast from an A380 high-strength aluminum alloy with a baked-on polyester powder-coat finish.

Rotomolded Components

Slide Transfer

Slide Transfer Platform:

Shall be fabricated from pre-punched sheet 12-gauge thick with steel flat support bars welded underneath to increase strength. After welding, the entire deck is coated using PVC, with a thickness of 50 to 80 mils on top wear surface. Average perforation size is 0.35" diameter after coating.

Upright Assembly:

Shall be 5" outside diameter tubing with an 1/8" minimum wall thickness. The material shall be extruded from 6005-T5 seamless aluminum alloy conforming to ASTM-B-221. Minimum yield strength shall be 35,000 psi and minimum tensile strength shall be 38,000 psi. All upright posts shall be coated with a custom formula TGIC polyester powder coating in conformance with the specifications outlined herein.

General Specifications of Materials

SuperMax Clamp

Clamp Ring and Adapters are die cast from an A380 high-strength aluminum alloy with a baked-on polyester powder-coat finish.

Hardware

All nuts, bolts, and washers, with exceptions noted, shall be 3/8" diameter 18-8 stainless steel in varying lengths, with a vandal-resistant hex-pinned head configuration and factory-applied locking patch. When allowed a 72-hour cure time, the locking patch will prevent the bolt from loosening without at least 4 times the installation torque. Play & Park Structures will supply the special tool

required to turn vandal-resistant hardware with each shipment. 1/2" diameter Ramp and Arch Bridge connecting hardware shall be Grade 5 zinc-plated, and 3/8" Clatter Bridge security bolts shall be Grade 8 hardened and zinc-plated.

Polyester Powder-Coating Process

Powder-coat shall be an electrostatically applied custom formula of TGIC polyester powder. All components will be free of sharp edges and excess weld spatter and shall be cleaned in a four stage solvent/zirconium based bath, as a rust inhibitor, and a sealer to prevent flash rusting before coating. The coating shall have a super tough finish with maximum exterior durability and will have superior adhesion characteristics. Typical characteristics are: 3.0 - 5.0 mil thickness and oven cured between 375 to 425 degrees Fahrenheit. Pencil Hardness H (ASTM D-3363), Impact (ASTM D-2794-69), Wedge Bend (ASTM D-522-68), Adhesion (Cross Hatch ASTM D-3359 & Knife Scratch ASTM D-2197), Environmental (Stain Resistance ASTM D-1308, Humidity ASTM D 2247 - 87, Salt Spray ASTM B-117 & Fadometer 300 hrs with no loss of gloss), Oven-bake Stability 200% at 350 degrees Fahrenheit for 10 minutes.

Entry Archway

Entry Archway shall be fabricated from 1-5/16" O.D. x .083" (14 gauge) wall galvanized steel tubing with vertical rungs fabricated from 1-1/16" O.D. x 15 gauge (.075" thick) galvanized steel tubing. L-Fitting is fabricated from 3/16" thick stainless steel for attachment to clamp. The Entry Archway shall be an all-welded assembly and shall be coated after fabrication with a custom formula of TGIC polyester powder coating.

Metal Components

Spiral Step Climber

Vertical Pole Barrier is fabricated from 1 5/16" O.D. and 1 5/8" O.D. galvanized steel tubing, with galvanized tabs, and all welds are stainless steel. The entire Barrier is coated after fabrication with a baked on polyester powder-coated finish. Spiral Step Climber Pole consists of 1 5/8" O.D. galvanized steel tube and 1 5/8" O.D. galvanized steel tube with a 1 5/16" reduced end fitting for insertion into Vertical Pole Barrier overhead extension. All parts are welded with stainless steel and receive a baked-on polyester powder-coated finish after fabrication. Panel is cut from a solid sheet of high-density .850" thick extruded polyethylene with color molded in and UV-stabilized.

Rotomolded Components

Single Slides - Roto-Molded

Slide foot buck is fabricated from 2 3/8" O.D. 13 gauge galvanized steel tubing with a welded 12 gauge steel plate. Cross Bar is fabricated from 1 5/16" O.D. 14-gauge galvanized tubing. Barrier assembly is fabricated from 1 5/16" O.D. 14-gauge and 1" O.D. 15 gauge galvanized tubing, and 1/8" steel mounting tab. Collar Plate is fabricated from 1/8" sheet steel and 2 1/8" O.D. steel collar. All metal parts shall be coated with a custom formula TGIC polyester powder coating. Slide sections and Visor Hood shall be rotationally molded from an extremely durable double-walled low density polyethylene with (UV) light stabilizers and color molded in. This material complies with STM-D-1248, Type 2, Class A, and Federal specification LP-390C, Type 1, Class M, Grade 2 < Category 3, and has a minimum 1/4" wall thickness (3/16" for Visor Hood). Steel inserts are molded in to receive fastening bolts. Slide side rails are a minimum 12" high from the inside slide surface, and slide bed-way is designed to have a 20" minimum width.

Avalanche & Landslide Slides

Footbuck:

Shall be 1 5/16" O.D. 14-gauge galvanized steel tubing and 12GA. (.109") Sheet metal P & O. All parts are all welded construction with a baked on polyester powder-coated finish after fabrication.

SLIDE SECTIONS:

All Rotationally Molded Products are manufactured from linear low-density polyethylene UV-stabilized color and an anti-static compound additive. The tensile strength of this material is to be 2500 PSI as defined by ASTM D638. The typical wall thickness will be .250" (1/4"). All rotationally molded products shall meet or exceed the following specifications: ASTM D-1248, type 2, class A and Federal specification LP-390C, type 1, class M, grade 2, category 3; Density (ASTM D- 1505); Brittleness Temperature (ASTM D-746); Tensile Values (ASTM D-638); Flexural Modulus (ASTM D-790); Heat Distortion (ASTM-648); Low Temperature Impact (ARM-STD). All solid plastic panels are manufactured from high-density polyethylene. All solid plastic panels shall meet or exceed the following specifications: Density (ASTM D- 1505); Brittleness Temperature (ASTM D-746); Tensile Values (ASTM D-638); Flexural Modulus (ASTM D-790).

Slide Support:

Support Plate shall be made of 12 GA. H.R. Steel, sheet sheared into 11 1/4" Wide strips. Footbuck pipe shall be made of 2" L.W. GALV. PIPE, 41 11/16" LG. All parts are all welded construction with a baked on polyester powder-coated finish after fabrication.

Hardware:

All nuts, bolts, screws, inserts, and lock washers used in the assembly of all play equipment shall be stainless steel, yellow dichromate plated steel, blue-coat plated steel, mechanically galvanized or powder coated/yellow dichromate plated steel. All primary fasteners shall be 304 alloy stainless steel. Fasteners with yellow dichromate treatment have an electro-deposited, 99.9% pure zinc substrate applied from a specially formulated solution sealed with a yellow dichromate top coat designed to work in conjunction with the zinc plating. Yellow dichromate has a 320% longer life to white corrosion and 275% longer to red corrosion than does hot-dip galvanizing. Stainless steel fasteners shall be button pin-in head, hex socket cap screws with a two-part epoxy locking patch added to the threads. The two-part locking patch shall consist of one part resin and one part catalyst which are activated during installation. After curing, the material shall require a minimum of five times the installation torque to remove the fastener. Manufacturer shall provide special installation tools for pinned fasteners.

HDPE Components

Gear Panel

Gear Panel shall be color-impregnated linear low density polyethylene and shall conform to the rotationally molded specifications outlined herein. Gears shall be made from 3/4" thick (solid) high density, UV-stabilized and color impregnated polyethylene, with Polycarbonate windows.

General Specifications of Materials

Rotationally Molded Plastics

All Rotationally Molded Products are manufactured from linear low-density polyethylene UV-stabilized color and an anti-static compound additive. The tensile strength of this material is to be 2500 PSI as defined by ASTM D638. The typical wall thickness will be .250" (1/4"). All rotationally molded products shall meet or exceed the following specifications: ASTM D-1248, type 2, class A and Federal specification LP-390C, type 1, class M, grade 2, category 3; Density (ASTM D- 1505); Brittleness Temperature (ASTM D-746); Tensile Values (ASTM D-638); Flexural Modulus (ASTM D-790); Heat Distortion (ASTM-648); Low Temperature Impact (ARM-STD). All solid plastic panels are manufactured from high-density polyethylene. All solid plastic panels shall meet or exceed the following specifications: Density (ASTM D- 1505); Brittleness Temperature (ASTM D-746); Tensile Values (ASTM D-638); Flexural Modulus (ASTM D-790).



IPEMA ASTM F1487-21 CERTIFICATE OF COMPLIANCE

ISSUE DATE: September 12, 2022

Requested By: June Rosenberg

Project: Harold McDonald Sr. Park

In the interest of public playground safety, IPEMA provides a third-party certification service whereby TÜV SÜD America validates a manufacturer's certification of conformance to the ASTM F1487-21 (excluding sections 7.1.1, 10, 11.2, 11.3, 13.1.1, 13.1.2, 13.2, and 13.3) Standard Consumer Safety Performance Specification for Playground Equipment for Public Use.

The manufacturer listed below has received written validation from TÜV SÜD America that the product(s) listed conform with the requirements of ASTM F1487-21 (excluding sections 7.1.1, 10, 11.2, 11.3, 13.1.1, 13.1.2, 13.2, and 13.3).

This certificate is invalid if any component or part is replaced, unless purchased from the original manufacturer and assembled in accordance with the original equipment manufacturer's instructions. Check with the manufacturer to determine the validity of the certification of the product(s) listed prior to using this certificate for proof of certification.

MODEL #	COMMERCIAL NAME OF PRODUCT	PRODUCT LINE	MANUFACTURER
71006	Triangle Transfer Point W/Handhold (2'-8" Deck)	Supermax	Play & Park Structures
71156	Tic-Tac-Toe Interactive Above Deck	Supermax	Play & Park Structures
65197	SWIRL WITH ME	Parkplay	Play & Park Structures
71372	Store Panel	Supermax	Play & Park Structures
60061	SMALL KICKPLATE (FOR DECKS SPACED 8" APART)	Supermax	Play & Park Structures
71464	Slide Transfer	Supermax	Play & Park Structures
71656	Single Velocity Slide	Supermax	Play & Park Structures
71317	Single U-Handle W/Clamps	Supermax	Play & Park Structures
61117	Return Step	Supermax	Play & Park Structures
71002	Isosceles Deck	Supermax	Play & Park Structures
71757	Gear Panel	Supermax	Play & Park Structures
61136	Fun Visor	Supermax	Play & Park Structures
71677	Exit Section	Supermax	Play & Park Structures
71001	Equilateral Triangle Deck	Supermax	Play & Park Structures
71675	Curved Left Section	Supermax	Play & Park Structures
71671	Cascade Entrance	Supermax	Play & Park Structures
71542	Beanstalk Climber 2'8"	Supermax	Play & Park Structures



IPEMA CSA Z614:20 UPDATE NO. 1 CERTIFICATE OF COMPLIANCE

ISSUE DATE: September 12, 2022

Requested By: June Rosenberg

Project: Harold McDonald Sr. Park

In the interest of public playground safety, IPEMA provides a third-party certification service whereby TÜV SÜD America validates a manufacturer's certification of conformance to CSA Z614:20 Update No. 1 (excluding clauses 10 and 11) Children's Playspaces and Equipment.

The manufacturer listed below has received written validation from TÜV SÜD America that the product(s) listed conform with the requirements of CSA Z614:20 Update No. 1 (excluding clauses 10 and 11).

This certificate is invalid if any component or part is replaced, unless purchased from the original manufacturer and assembled in accordance with the original equipment manufacturer's instructions. Check with the manufacturer to determine the validity of the certification of the product(s) listed prior to using this certificate for proof of certification.

MODEL #	COMMERCIAL NAME OF PRODUCT	PRODUCT LINE	MANUFACTURER
71156	Tic-Tac-Toe Interactive Above Deck	Supermax	Play & Park Structures
65197	SWIRL WITH ME	Parkplay	Play & Park Structures
71372	Store Panel	Supermax	Play & Park Structures
60061	SMALL KICKPLATE (FOR DECKS SPACED 8" APART)	Supermax	Play & Park Structures
71464	Slide Transfer	Supermax	Play & Park Structures
71656	Single Velocity Slide	Supermax	Play & Park Structures
71317	Single U-Handle W/Clamps	Supermax	Play & Park Structures
61117	Return Step	Supermax	Play & Park Structures
71002	Isosceles Deck	Supermax	Play & Park Structures
71757	Gear Panel	Supermax	Play & Park Structures
61136	Fun Visor	Supermax	Play & Park Structures
71001	Equilateral Triangle Deck	Supermax	Play & Park Structures
71671	Cascade Entrance	Supermax	Play & Park Structures
71542	Beanstalk Climber 2'8"	Supermax	Play & Park Structures



MODÈLE n°	NOM COMMERCIAL DU PRODUIT	LIGNE DE PRODUIT	MANUFACTURIER
71156	Tic-Tac-Toe Interactive Above Deck	Supermax	Play & Park Structures
65197	SWIRL WITH ME	Parkplay	Play & Park Structures
71372	Store Panel	Supermax	Play & Park Structures
60061	SMALL KICKPLATE (FOR DECKS SPACED 8" APART)	Supermax	Play & Park Structures
71464	Slide Transfer	Supermax	Play & Park Structures
71656	Single Velocity Slide	Supermax	Play & Park Structures
71317	Single U-Handle W/Clamps	Supermax	Play & Park Structures
61117	Return Step	Supermax	Play & Park Structures
71002	Isosceles Deck	Supermax	Play & Park Structures
71757	Gear Panel	Supermax	Play & Park Structures
61136	Fun Visor	Supermax	Play & Park Structures
71001	Equilateral Triangle Deck	Supermax	Play & Park Structures
71671	Cascade Entrance	Supermax	Play & Park Structures
71542	Beanstalk Climber 2'8"	Supermax	Play & Park Structures

Chattanooga TN - New Corporate Headquarters



Since 1976, Play & Park Structure's mission has centered around developing products, programs, and services that enhance classroom learning, create environmental awareness, promote physical activity, and build communities.

Play & Park has an appropriate play solution for a full spectrum of needs and aesthetics, including parks, schools, early childhood centers, churches, and community centers. Whether your project calls for a traditional playground or a creatively themed play, the variety of styles and materials offered allows you to choose the perfect playground to complement your vision.

Play & Park Structures is committed to meeting and/or exceeding ASTM safety standards to help create safer play environments for children. By having the industry's best warranty, Play & Park Structures provides protection and assurance for your playground investment.



Ft. Payne, AL Southern Fulfillment Center

With Play & Park Structures being a PlayCore business unit, we have access to one of the best manufacturing facilities in the industry. Our facility is ISO 9001 and 14001 certified and our products meet all industry standards. With a more than 400,000 square facility that is well equipped to handle orders of large or small quantities, with the typical lead time on an order entered into the system being 24 to 45 days.

Play & Park Structures created the first Outdoor Creative Play & Learning System that brings standards-based activities to the playground and outdoor environments to support children's physical and mental development.

The design team continually advances the concept of play through unique designs, including traditional posts and platform playgrounds, deckless, continuous-play structures, as well as nature inspired playgrounds. In addition to aluminum, steel, and plastic components, we specialize in structures made from sustainably forested wood and recycled metal and plastic.





ISO 14001

We are proud to be ISO 14001 certified for our manufacturing facility in Fort Payne, Alabama, also referred to as the "Green Certification." ISO 14001 is an internationally recognized standard for environmental management, measurement, evaluation, and auditing. As an ISO 14001 certified company, Play & Park controls the environmental impact of our activities, products, and services by implementing an Environmental Management System (EMS) that meets international standards, but is specific to the play products being produced.



ISO 9001

An industry certification process issued by the International Organization for Standardization. It is used to measure manufacturing standards and to certify company compliance with quality control systems covering design, development, production, installation, inspection and testing.



ADA

Access Board (The United States Architectural and Transportation Barriers Compliance Board) has completed Accessibility Guidelines for Play Facilities as set forth in the Americans with Disabilities Act of 1990. The Final Report of the Regulatory Negotiation Committee is available via the internet.



IPEMA



In the interest of public playground safety, the International Playground Equipment Manufacturer's Association (IPEMA) provides a Third Party Certification Service whereby a designated independent laboratory, Detroit Testing Laboratory, Inc. (DTL), validates an equipment manufacturer's certification of conformance to ASTM F1487, Standard Consumer Safety Performance Specification for Playground Equipment for Public Use, except sections 7.1.1, 10 & 12.6.1; to CAN/CSA Z614, Children's Playspaces and Equipment, except clauses 9.8, 10 & 11, or both. The use of corresponding logo in Play & Park Structures catalog signifies that Play & Park Structures has received written validation from the independent laboratory that the product(s) associated with the use of the logo conforms to the requirements of the Indicated standard. Check the IPEMA website, www.ipema.org, to confirm product validation.



ASTM



ASTM International is an independent and world renowned developer of technical standards utilized in testing a multitude of products, ASTM's F15.29 committee met regularly for over a decade in the continual development of the F1487 Standard Consumer Safety Performance Specifications for Playground Equipment for Public Use. The original standard, F1487-93 was published in 1993 and subsequently replaced by the current version F1487-07a, published in May 2007.



CPSC

The Consumer Product Safety Commission (CPSC) is an independent agency within the United States Federal Government with the authority to inform the public of current product safety performance information and recommended practices. The CPSC first published their guidelines for public playgrounds in 1981 and have updated their publication several times since then. The current CPSC Handbook for Public Playground Safety, publication #325, is an excellent guide for owners and operators of public play environments.



ADA Approved Holes



- All Play & Park Structures decks and ramps have an ADA-compliant cluster punch to allow children of all abilities to play
- Transfer platforms feature large holes for gripping assistance when accessing structures

Our Plastics




- The color pigments used in our plastics have one of the highest ratings for light stability, providing the best color stability for color fastness
- Multiple color choices available for natural and modern settings

Our Decks



- Innovative curved bracing assures durable and sturdy decks
- Platisol and Thermoplastic coating options available
- ADA compliant holes are used for all decks and ramps

Durability



- Zinc Rich Primer is applied to welds and aids in rust prevention and is vandal resistant
- Factory-installed post caps provide a better fit and appearance

Hardware



- Tamper Resistant Hardware aids in the prevention of corrosion and helps reduce vandalism in our stainless steel hardware



Things we do today impact the world tomorrow. Play & Park Structures believes in sustainability and is committed to taking the necessary steps to ensure our children have a safer environment for play!

Be Environmentally Conscious Daily:

- Turn off the lights when you leave a room
- Buy energy-efficient florescent light bulbs
- Recycle at home and at work
- Use reusable canvas bags when going to the store
- Whenever possible, walk, ride a bike, or carpool

How we help!

Facility & Product Recycling Programs

Play & Park Structures believes that by being mindful of waste we will provide for a greener tomorrow

- Our facility recycles 100% of scrap metal, rotationally molded plastic, and paper
- Review our material content information for an outline of products that are recyclable and that contain pre and post-consumer recycled material
- Our employees are challenged with conserving paper by avoiding unnecessary office printing. Recycle bins for paper, aluminum, cardboard, and plastic are available to help divert trash from landfills



How you can help!

Be an environmentally conscious purchaser!

- Choose a play equipment manufacturer that is ISO 14001 certified
- When replacing an existing playground structure, contact your local recycling center for options
- Specify recyclable materials for your play structures
- Upon receipt of your playground, recycle or reuse all packaging materials
- Consider recycled surfacing options
- Plant trees around your playground to provide natural shade and raise children's awareness of the natural environment

ISO 14001 Certified



Play & Park Structures is proud to be ISO 14001 certified for its manufacturing facility in Fort Payne, Alabama. Also referred to as the 'Green Certification', ISO 14001 is an internationally recognized standard for environmental management, measurement, evaluation, and auditing. As an ISO 14001 certified company, Play & Park Structures controls the environmental impact of our activities, products, and services by implementing an Environmental Management System (EMS) that

meets international standards, but is specific to the play products being produced. Play & Park Structures received its certification from an SRI Registrar, an accredited registrar that issues quality, environmental, health & safety, and security management system registration certificates based on internationally known standards.


Playground customers have confirmed that they prefer to use manufacturers such as Play & Park Structures who are environmentally responsible.

Color Palettes

Choose from one of our 24 most popular color palettes or create a custom palette of your own!



Harmony



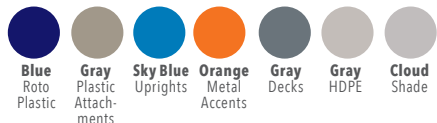
Cardinal




Forest




Clear Sky



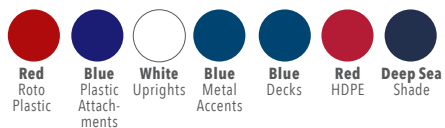
Limelight




Vigorous




Nation's Best



Shamrock



Spring




Inspire



Northwoods

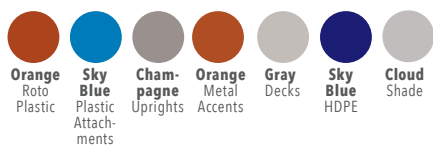


Energetic







Gingersnap



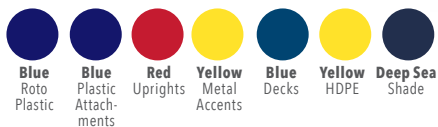
Bubblegum



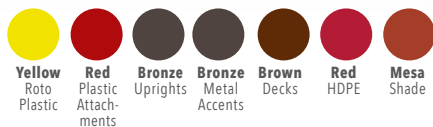
Peacock



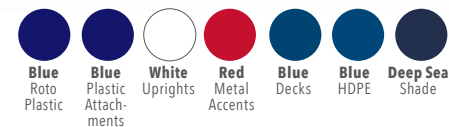
Basics




Renewal




Loyal




Adventure



Waterfall



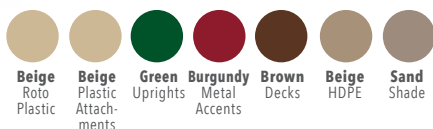
Good Natured




Greenway



Natural



River Rock



Custom Color Options

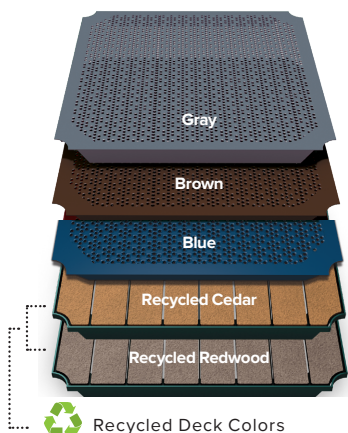
HDPE Plastic

Available 1-color or 2-color for graphics



Plastisol Deck & Site Colors

Thermoplastic deck coating is available. Ask your sales representative for more information.




Rotomold Plastic Colors

Available 1-color or 2-color for graphics



Raptor Cable Colors



Fabric Shade & Canopy



Nature Rotomold Plastic Colors

for Apex, MaxClimb, and Rock Wall Climber



Metal Colors

Choose from 22 powder coat colors



Climber Cable Color





A **PLAYCORE** Company

544 Chestnut Street
Chattanooga, TN 37402
Phone: 888-404-5737

Email: customerservice@playandpark.com

Play & Park Structures Warranties

Play & Park Structures provides warranties on all materials and workmanship for one year, excluding vandalism. In addition, Play & Park Structures offers:

Limited Lifetime Warranty* on:

- Supermax, Duramax, totMax, Boulderscapes, Skyline, and Horizons uprights
- Hardware

20 Year Limited Warranty on:

- Recycled Plastic Lumber

15 Year Limited Warranty on:

- Rotationally molded products
- Metal decks, pipes, rings, rails and loops

10 Year Limited Warranty on:

- Redwood and pressure treated wood
- Integrated shade products
- Site furnishings
- Fiberglass signs

5 Year Warranty on:

- Swing Seats
- Nylon-covered cable net climbers and components
- HDPE Panels

3 Year Warranty on:

- "C" Springs for spring bouncers

1 Year Warranty on:

- All other Play & Park Structures products including moving parts
- Nylon rope products
- HDPE components
- Powder coated parts

All warranties specifically exclude damage caused by vandalism; negligence, improper installation or improper use; changes in appearance resulting from weathering; scratches, dents or marring as a result of use.

Warranties are valid only if products are installed and maintained in accordance with Play & Park Structures instructions and use approved parts

At Play & Park Structures, we stand behind our product and are committed to the highest level of customer satisfaction.

For the purpose of this warranty, lifetime encompasses no specific term of years, but rather that Seller warrants to its original customer for as long as the original customer owns the Product and uses the Product for its intended purpose; that the Product and all parts will be free from defects in material and manufacturing workmanship.



About Quality Court Industries

Quality Court Industries provides high quality expert craftsmanship for the construction and surfacing of tennis courts, basketball courts, and tracks to the Southeast. Our projects typically include high school and college level competitive facilities, municipal parks and recreation facilities, private clubs, and residential court construction. If you're looking for uncompromised quality along with customer service that exceeds your expectations, QCI is the perfect partner for your court or surface project. We employ the latest technology, the finest materials, and the most innovative designs.

The result is a court, track, or play surface that exceeds your expectations.





POURED-IN-PLACE SAFETY SURFACING

QCI SAFETY SURFACE

QCI Poured-In-Place Safety Surface is a premium quality surface designed to meet your custom recreational surfacing needs.

- Installed on site
- Site prep and subbase installation work available
- Two-course porous system, an SBR base mat blended with polyurethane binder and a top course of TPV or EPDM rubber and binder
- Base course of varying thickness and a color cap layer of ½" nominal thickness
- Edges are formed as required
- Installed, placed, and leveled to provide a new seamless, permeable, low maintenance, anti-slip, cushioned surface
- QCI PIP Safety Surface complies with Laboratory Test Requirements of ASTM 1292-09
- Custom pattern and color combinations available
- Certified professional installers


APPLICATIONS

**PLAYGROUNDS
POOL DECKS
SPRAY GROUNDS
RECREATIONAL COURTS
WALKING TRACKS / TRAILS**

PLAY IT SAFE AND CHOOSE QCI SAFETY SURFACE FOR YOUR PLAYGROUND.



A FULL SERVICE TOTAL SPORTS AND RECREATIONAL CONSTRUCTION COMPANY.



QCI SAFETY SURFACE **BENEFITS**

Extended Life and Wear

Critical Fall Height Protection*

**Complies with the Laboratory Testing of ASTM F1292-09*

Vibrant Coloration

Slip-Resistant

Seamless Custom Designs

Reduction of Discoloration and Hardening

Comprehensive Warranty

Meets Consumer Product Safety

Commission Guidelines

ASK US ABOUT OUR OTHER **SAFETY SURFACING PRODUCTS:**

Loose Fill Rubber Mulch


Rubber Tiles

Playground Turf


Bonded Rubber Mulch

QCI Critical Fall Height

Depth	Height
1.75"	4'
2.50"	6'
3.50"	8'
4.5"	10'




50% BLACK
50% TAN



50% BLACK
50% GREEN



50% BLACK
50% BLUE



50% BLACK
50% TERRA COTTA RED

ALL COLOR CHOICES:

Beige, Terra Cotta Red, Green, Blue, Yellow, Purple, Orange, Grey, Black, Teal, White, Brown

OUR INSTALLERS ARE:

- GRADUATES OF THE PLAYGROUND CONSTRUCTION SCHOOL
- MEMBERS OF PLAYGROUND CONTRACTORS ASSOCIATION
- RECOGNIZED BY THE INTERNATIONAL PLAYGROUND CONTRACTOR'S ASSOCIATION
- CERTIFIED PLAYGROUND SAFETY INSPECTOR ON STAFF
- EXPERIENCED IN ALL ASPECTS OF ASTM, CPSC, AND ADA COMPLIANCE



QUALITY PLAY BEGINS WITH A QUALITY SURFACE.



5661 BROWNFIELDS DRIVE BATON ROUGE, LA 70811
TOLL-FREE 855.774.9974 225.774.9974 EMAIL info@qualitycourt.com

WWW.QUALITYCOURT.COM





Quality Court Industries, LLC Poured in Place (QCI – PIP) Rubber Safety Surface

Architectural Specifications

PART I – GENERAL

1. DESCRIPTION

- a. All necessary material components shall be obtained from trusted, pre-approved quality suppliers and / or American Recycling Center, Inc. (95% materials made in United States).
- b. Quality Court Industries, LLC is enrolled in the Materials Certification Program verifying the materials shipped to job site. To ensure the same material tested is the same material used a "Certificate of Compliance" shall be issued (at the end of this doc.).

2. QUALITY ASSURANCE

- a. Qualifications
 - i. Installers are generally in house.
When outside installers are used they will adhere to specific Quality Court Industry, LLC guidelines.

3. DESIGN AND DETAILING

- a. Poured in place rubber surface is utilized in and around play equipment as an impact absorbing cushioned surface.
- b. Sub-bases of asphalt, concrete or compacted crushed stone are acceptable for base materials. Other substrates must be approved prior to application.

4. DELIVERY, STORAGE AND HANDLING

- a. All materials shall be delivered in good condition in original unopened packages with all labels and documentation intact.
- b. Materials shall be protected from weather and stored at room temperature, not less than 40 degrees Fahrenheit.

5. PROJECT CONDITIONS

- a. Ambient air temperatures shall be 40 degrees Fahrenheit and rising at the time of installation of the system and shall remain at 40 degrees Fahrenheit or greater for 48 hours after completion of installation.
- b. All pour in place surface materials shall be protected from extreme weather, vandalism, foot and animal traffic, or other damage before, during and after application to ensure proper curing.

PART II – EXECUTION

1. INSPECTION

- a. Prior to application of the surface, the supervising applicator will evaluate the sub-base for grade and structural performance. Notice of all discrepancies shall be reported to the project manager and will proceed only when the conditions are corrected or if he/she is supplied with the written notice acknowledging the existing condition and authorization to move forward has been obtained.

2. INSTALLATION

- a. The sub-base shall have a specific minimum 1% slope or no less than 1" in 10' in any one given direction towards drains or to the outside perimeter of the playground. Base must exhibit positive drainage. Concrete base shall have a broomed finished and must cure for a minimum of seven (7) days, asphalt must cure for 14 days (after curing, asphalt must be pressure washed before surface installed). Compacted Stone sub base shall maintain slope to drains or to low end and must exhibit positive drainage in all areas. Compacted Stone base must be mechanically compacted to a 90% compaction ratio (note: a compaction test is required and must be submitted to Quality Court Industries, LLC prior to installation.)
- b. Thickness: Surface thickness will vary in the cushion course according to the required fall height. The required thickness within a continuous surface area may vary from the specific equipment to other play structures. Where this occurs, provide a smooth, uniform transition between areas.
- c. Primer shall be applied as needed at the rate of 300 square feet per gallon to asphalt or concrete using a short nap roller or spray equipment.
- d. The Base Mat: This material shall be mechanically mixed using a mortar mixer at a ratio of one 50 lb. Bag of 4-8 mesh buffing to 16 lbs of premium aromatic binder. The materials should be mixed until all material is uniformly coated with binder. The materials shall then be poured in place and hand troweled at the specified thickness. Using a beam to determine depth of base, straight edge and strike off excess material to desired thickness, trowel as required to smooth finish. Allow the base mat to cure, usually 8/24 hours, depending on temperature and humidity.
- e. The wearing course: Apply primer to the base mat at a rate of 300 sq. ft. per gallon. The primer mix is aromatic urethane binder in a ratio of 60/40 with ethyl acetate to prime the base mat. The wearing course shall be installed at nominal 1/2" thickness unless otherwise specified. The wearing course shall have a surface weight of 2.73 lbs per sq. foot. The wearing course shall be mixed using the appropriate combination of colored rubber and premium rubber granules by a mechanical mixer (mortar mixer) until all granules are uniformly coated with binder. Surface materials shall be mechanically mixed at a ratio of one 55 lb. bag to 12 lbs of Premium Approved binder. Using a 5/8" beam to achieve uniform thickness, straightedge and strike off excess material, trowel as required to smooth finish. For compacting, lubricate trowel with mineral spirits. Allow 48-72 hours curing time (depending on temperature) before allowing foot traffic on area. To assist in curing a light mist of water may be applied.
- f. Where graphic designs and color transitions are specified, there shall be a full wear course depth. Where transitions occur between colors, if the first color is cured, the edge of the first color installed should be primed to receive adjacent color. If the colors are installed wet on wet no primer is needed.
- g. Large areas: Prior to installation, the installer shall report to the project manager locations of cold joints for approval.

3. SECURITY

Security is an essential part of every application. Protection of the uncured surface should be a primary concern. Foot traffic must be restricted on both the base and top course installations to ensure proper curing and aesthetics. Finished system must cure 48 to 72 hours (pending ambient temperature) prior to use.

4. CLEANING

Perform cleaning during installation of the work and upon completion of the work.
Remove from the site all excess materials, debris and equipment.

PART III – MATERIALS

1. GENERAL

- a. Pour in place rubber surface shall be porous and non-slip.
- b. Primer: single component moisture cured polyurethane primer (note: Approved Polyurethane Premium Binder) mixed with ethyl acetate at a rate of 60/40.
- c. Aromatic Binder: The premium binder is a single component MDI, aromatic binder with slight odor manufactured to withstand extremes in temperature and weather.
- d. Aliphatic Binder: The binder is a single component MDI, non ambering binder with slight odor manufactured to withstand extremes in temperature and weather.
- e. Cushion layer SBR buffing/shred: This rubber is 100% recycled and screened to 4 – 8 mesh strands containing less than 2% dust. This material is conveniently packaged in 50 lb. bags.
- f. Colored Rubber: Both TPV and EPDM rubber granules can be used depending on the color choices desired. Both products are UV stable and have been tested and proven in the safety surface industry.
- g. Premium 1350 Black Rubber is UV stable and is sized from 1 – 3.5 mm. This material is 100% recycled from post-industrial scrap rubber and consists of a high grade mixed polymers.

2. BASE OPTIONS

- a. Asphalt-Requires minimum thickness (typically 4”) for non-weight bearing loads per the standards of the geographic region and must cure for at least 14 days.
- b. Concrete-Requires minimum thickness (typically 4”) for non-weight bearing loads per the standards of the geographic region and must cure for at least seven (7) days.
- c. Crushed stone-
 - i. 90% Standard Proctor Compaction (as per ASTM Test) is of the critical importance.
 - ii. Stone for the base MUST be crushed so it compacts to the above standard and should be a homogeneous mix of the following sizes:

Sieve Size	% Passing by Weight
1”	90 – 100
5/8”	50 – 80
1 / 4”	30 – 50
#4	14 – 35
#8	10 – 30
#30	3 – 5
#200	0 – 3

- iii. Minimum depth of crushed stone base should be 4”.
- d. Other bases – Bases other than asphalt, concrete or crushed stone must be approved.

3. MAINTENANCE

- a. Although it is not required, power washing (Do not exceed 1500 psi) will improve the aesthetic appearance of the surface. This may be done 1 to 2 times per year.
- b. For stain removal, the use of a commercial or household detergent soap that is not caustic, acidic or solvent based, mixed with warm water, is recommended.

Certificate of Compliance

Site Location: _____ Attraction _____

Total Sq Footage: _____ Thickness of System: _____

Material Ship Date: _____ Installation Date: _____

The installing contractor certifies to the owner (_____) that all materials used in the installation of the pour in place (PIP) surface noted below are of the same components and manufacturer that was approved by the State Department of Health for use in such.

These materials consist of the following:

Cap Surface Material: _____ Binder Type _____
(Fill in product Name & Reference Number)

Cushion Material: _____ Binder Type _____
(Fill in product Name & Reference Number)

Color Percentages & Sq Footages

1.	2.
3.	4.

Binder % Ratios

CAP	Cushion
-----	---------

Contractor: _____

Material Supplier: _____

Address: _____

Address: _____

Contact Phone Number: _____

Contact Phone Number: _____

_____ Ext _____

_____ Ext _____

Sign _____ Date _____

Sign _____ Date _____

Print _____



Print _____

Authorization / Accepted (Sign) _____ Date _____
(Owner Representative) (Print Name)

LABORATORY TESTING IMPACT EVALUATION ASTM F1292



Project Information

Project Name	Playground Padding Impact Evaluation Test Methods ASTM F1292, ASTM F355E Impact Attenuation of Playground Surfacing Materials		
Client Info	Quality Court Industries 5661 Brownfields Drive Baton Rouge, LA 70811		
Report Date	10/12/2017	Test Date	7/7/2017
Report Status	Final	Job no.	92183/2303
Prepared by	Kieran O'Donnell Field Operation Manager		
Checked by	Jeffrey Gentile Laboratory Director		

Notes:

1. This report has been prepared by Sports Labs USA with all reasonable skill, care and diligence within the terms of the contract with the Client and within the limitations of the resources devoted to it.
2. This report is confidential to the Client and Sports Labs USA accepts no responsibility whatsoever to third parties to whom this report, or any part thereof, is made known. Any such party relies upon the report at their own risk.
3. This report shall not be used for engineering or contractual purposes unless signed by the Author and the Checker and unless the report status is "Final."

Summary

Sports Labs USA was commissioned to perform laboratory testing for the following characteristics listed below.

- ASTM F1292-17: Impact Attenuation of Surfacing Materials Within the Use Zone of Playground Equipment

The results have been summarized in the quick reference table below. Complete results and background information can be found in the subsequent sections of this report.

System Descriptions	Product Description	Temperatures Tested
20" x 20" x 1.75" Pour in Place Pad over Concrete	Samples are comprised of a rubber buffings layer and a cap layer at 4 different thicknesses	25°F 72°F 120°F
20" x 20" x 2.5" Pour in Place Pad over Concrete		
20" x 20" x 3.5" Pour in Place Pad over Concrete		
20" x 20" x 4.5" Pour in Place Pad over Concrete		

INFORMATION, ADVICE & KNOW-HOW: FROM THE SYNTHETIC SPORTS SURFACE EXPERTS



SPORTS LABS USA

Unit #2 • 155 River Road • Bow • New Hampshire • 03304
Telephone: (603) 731 6248 • E-Mail: Info@sportslabsusa.com
October 12, 2017 • Page 1 of 6



Accreditation #88949

LABORATORY TESTING

IMPACT EVALUATION ASTM F1292



Table Contents

Project Information	1
Summary	1
Procedure	2
Requirements	2
Test Equipment	2
Results 1.75" Pad- Drop Height 4 ft.....	3
Results 2.5" Pad- Drop Height 6 ft.....	4
Results 3.5" Pad- Drop Height 8 ft.....	5
Results 4.5" Pad- Drop Height 10 ft.....	6

Procedure

This testing followed the ASTM F1292-17: Impact Attenuation of Surfacing Materials within the Use Zone of Playground Equipment protocol. The samples were conditioned to (3) temperatures for 8hrs at each temperature per F1292 protocol. General information can be found below.

Requirements

The average HIC value for three consecutive drops per location shall not exceed 1000 when dropped from the specified drop height per each sample.

Test Equipment

SL USA ID	Description	Manufacturer	Model	Calibration Due
SL 299	Hemispherical Missile	Playground Clearing House	ASTM	5/24/018
SL 292	Tri-Axial Accelerometer	PCB	356A67	12/31/2017
SL 232	Temperature Probe	Lavatools	PT12	2/28/2018
SL 275	Laser Measure	Leica Geosystems	DISTO A6	7/31/2018

INFORMATION, ADVICE & KNOW-HOW: FROM THE SYNTHETIC SPORTS SURFACE EXPERTS



SPORTS LABS USA

Unit #2 • 155 River Road • Bow • New Hampshire • 03304
 Telephone: (603) 731 6248 • E-Mail: Info@sportslabsusa.com
 October 12, 2017 • Page 2 of 6



Accreditation #88949

LABORATORY TESTING

IMPACT EVALUATION ASTM F1292



Results 1.75" Pad- Drop Height 4 ft.

Temperature (°F)	Sample #	Drop 1		Drop 2		Drop 3		Averages	
		Gmax (G's) (ASTM F355E)	HIC (ASTM F355E)	Gmax (G's) (ASTM F355E)	HIC (ASTM F355E)	Gmax (G's) (ASTM F355E)	HIC (ASTM F355E)	Avg. Gmax	Avg. HIC
25	1	154	760	160	829	154	785	157	807
	2	160	818	164	852	152	714	158	852
	3	154	778	150	724	163	854	156	789
72	1	144	630	161	792	156	747	159	770
	2	154	739	158	750	163	780	161	765
	3	149	698	157	743	152	687	155	715
120	1	145	682	145	702	151	757	148	730
	2	146	713	152	752	149	732	151	742
	3	151	747	145	704	152	776	149	740

INFORMATION, ADVICE & KNOW-HOW: FROM THE SYNTHETIC SPORTS SURFACE EXPERTS



SPORTS LABS USA

Unit #2 • 155 River Road • Bow • New Hampshire • 03304
 Telephone: (603) 731 6248 • E-Mail: Info@sportslabsusa.com
 October 12, 2017 • Page 3 of 6



Accreditation #88949

LABORATORY TESTING

IMPACT EVALUATION ASTM F1292



Results 2.5" Pad- Drop Height 6 ft.

Temperature (°F)	Sample #	Drop 1		Drop 2		Drop 3		Averages	
		Gmax (G's) (ASTM F355E)	HIC (ASTM F355E)	Gmax (G's) (ASTM F355E)	HIC (ASTM F355E)	Gmax (G's) (ASTM F355E)	HIC (ASTM F355E)	Avg. Gmax	Avg. HIC
25	1	156	957	155	934	157	956	156	945
	2	153	913	154	949	151	925	153	937
	3	152	944	153	930	159	934	156	932
72	1	125	718	130	766	133	785	132	776
	2	130	771	131	772	128	734	130	753
	3	129	750	133	802	135	822	134	812
120	1	132	762	136	801	139	821	138	811
	2	133	785	135	801	130	824	133	813
	3	135	793	138	820	140	831	139	826

INFORMATION, ADVICE & KNOW-HOW: FROM THE SYNTHETIC SPORTS SURFACE EXPERTS



SPORTS LABS USA

Unit #2 • 155 River Road • Bow • New Hampshire • 03304
 Telephone: (603) 731 6248 • E-Mail: Info@sportslabsusa.com
 October 12, 2017 • Page 4 of 6



Accreditation #88949

LABORATORY TESTING

IMPACT EVALUATION ASTM F1292



Results 3.5" Pad- Drop Height 8 ft.

Temperature (°F)	Sample #	Drop 1		Drop 2		Drop 3		Averages	
		Gmax (G's) (ASTM F355E)	HIC (ASTM F355E)	Gmax (G's) (ASTM F355E)	HIC (ASTM F355E)	Gmax (G's) (ASTM F355E)	HIC (ASTM F355E)	Avg. Gmax	Avg. HIC
25	1	141	927	156	994	142	938	149	966
	2	139	908	139	913	138	896	139	905
	3	140	928	142	938	146	989	144	964
72	1	120	739	122	753	117	696	120	725
	2	121	753	117	726	119	731	118	729
	3	119	775	119	714	122	752	121	733
120	1	131	854	135	901	135	898	135	967
	2	133	877	131	853	134	899	133	876
	3	132	869	133	889	135	891	134	890

INFORMATION, ADVICE & KNOW-HOW: FROM THE SYNTHETIC SPORTS SURFACE EXPERTS



SPORTS LABS USA

Unit #2 • 155 River Road • Bow • New Hampshire • 03304
 Telephone: (603) 731 6248 • E-Mail: Info@sportslabsusa.com
 October 12, 2017 • Page 5 of 6



Accreditation #88949

LABORATORY TESTING

IMPACT EVALUATION ASTM F1292



Results 4.5" Pad- Drop Height 10 ft.

Temperature (°F)	Sample #	Drop 1		Drop 2		Drop 3		Averages	
		Gmax (G's) (ASTM F355E)	HIC (ASTM F355E)	Gmax (G's) (ASTM F355E)	HIC (ASTM F355E)	Gmax (G's) (ASTM F355E)	HIC (ASTM F355E)	Avg. Gmax	Avg. HIC
25	1	128	930	129	933	129	929	129	931
	2	127	902	126	893	128	900	127	897
	3	117	810	128	917	124	867	126	892
72	1	113	797	113	786	114	803	114	795
	2	112	777	112	782	112	787	112	785
	3	113	793	114	801	114	799	114	800
120	1	107	718	106	710	108	728	107	719
	2	109	745	109	738	107	732	108	735
	3	110	739	111	746	109	744	110	745

End of Report

INFORMATION, ADVICE & KNOW-HOW: FROM THE SYNTHETIC SPORTS SURFACE EXPERTS



SPORTS LABS USA

Unit #2 • 155 River Road • Bow • New Hampshire • 03304
 Telephone: (603) 731 6248 • E-Mail: Info@sportslabsusa.com
 October 12, 2017 • Page 6 of 6



Accreditation #88949



About Bliss Products and Services, Inc.

Bliss Products and Services, Inc. has been in the recreation business since 1984. Not only have we survived over thirty years in an ever changing market, but we've undergone tremendous growth that has enabled our organization to expand from servicing a few states to being a formidable presence in the Southeast.

We take pride in this growth, which can be directly attributed to our "low key" and customer focused sales solutions. BPS provides exceptional customer service and quality recreational equipment. Thirty years in the industry has enabled us to develop long term relationships with vendors, clients and our sales force.



Our team has experience in design and development of all types of play environments. Our services include custom design consultations, site evaluations, budgeting, and installation. We are CPSI certified, industry trained, customer oriented, and committed to ensuring that our customers are treated as a part of our team.

You'll find our sales representatives, inside sales support, and install team are enthusiastic, responsive, and ready to work with you at your convenience.



BPS Product Offerings

With the wide variety of products offered at Bliss Products and Services, Inc., (BPS) we are able to propose a solution for all of your recreation equipment needs: playground equipment, playground surfacing, shades, shelters, bleachers, dog parks, outdoor fitness, site amenities and athletic equipment.



PLAYGROUND EQUIPMENT

BPS is the exclusive distributor for Play & Park Structures in the Southeast. Play & Park Structures is owned by Playcore, Inc. By joining the Playcore family of companies, BPS is able to ensure our customers always receive an outstanding product, a competitive price and excellent customer service.

We also represent : BigToys, UltraPlay, Sportsplay, and Elephant Play



DOG PARKS, SITE AMENITIES, ETC.

By incorporating a dog park within your recreational area, you can create an environment that allows all family members to play, socialize, and get the physical activity so critical to health and well being.

Adding other site amenities, such as trash receptacles and benches, to your site, you can provide comfortability and cleanliness.



SHADES, SHELTERS & MORE

Shade is becoming more and more of an important part of any recreation environment. Fabric shades over a playground, dog park, or over a pool can provide relief from the sun while being active. Metal or wood picnic shelters, paired with picnic tables and grills, are a great addition to serve as a gathering space for the community.




BPS Installation Warranty

Bliss Products and Services, Inc. (BPS) hereby warrants and guarantees the installation work for a period of one year from the date of substantial completion.

BPS will repair or replace to the satisfaction of the Owner any or all work that may prove defective in workmanship or materials within the guarantee period together with any other work which may be damaged or displaced in so doing. This guarantee does not cover equipment that is not maintained properly. It also does not cover ordinary wear and tear, vandalism, or an other unusual abuse or neglect of the property.





State Licensing Board for Contractors

This is to Certify that:

is duly licensed and entitled to practice the following classifications



Expiration Date:

License No:

Witness our hand and seal of the Board dated,
Baton Rouge, LA day of

WLB May
Director

See Mallett
Chairman

Andy Dumas
Treasurer

This License Is Not Transferrable

Request for Taxpayer Identification Number and Certification

► Go to www.irs.gov/FormW9 for instructions and the latest information.

Give Form to the
requester. Do not
send to the IRS.

Print or type. See Specific Instructions on page 3.	1 Name (as shown on your income tax return). Name is required on this line; do not leave this line blank. BLISS PRODUCTS AND SERVICES, INC.	
	2 Business name/disregarded entity name, if different from above	
	3 Check appropriate box for federal tax classification of the person whose name is entered on line 1. Check only one of the following seven boxes. <input type="checkbox"/> Individual/sole proprietor or single-member LLC <input type="checkbox"/> Limited liability company. Enter the tax classification (C=C corporation, S=S corporation, P=Partnership) ► Note: Check the appropriate box in the line above for the tax classification of the single-member owner. Do not check LLC if the LLC is classified as a single-member LLC that is disregarded from the owner unless the owner of the LLC is another LLC that is not disregarded from the owner for U.S. federal tax purposes. Otherwise, a single-member LLC that is disregarded from the owner should check the appropriate box for the tax classification of its owner. <input type="checkbox"/> Other (see instructions) ►	4 Exemptions (codes apply only to certain entities, not individuals; see instructions on page 3): Exempt payee code (if any) _____ Exemption from FATCA reporting code (if any) _____ <small>(Applies to accounts maintained outside the U.S.)</small>
	5 Address (number, street, and apt. or suite no.) See instructions. 6831 S SWEETWATER ROAD	Requester's name and address (optional)
	6 City, state, and ZIP code LITHIA SPRINGS GA 30122	
7 List account number(s) here (optional)		

Part I Taxpayer Identification Number (TIN)

Enter your TIN in the appropriate box. The TIN provided must match the name given on line 1 to avoid backup withholding. For individuals, this is generally your social security number (SSN). However, for a resident alien, sole proprietor, or disregarded entity, see the instructions for Part I, later. For other entities, it is your employer identification number (EIN). If you do not have a number, see *How to get a TIN*, later.

Note: If the account is in more than one name, see the instructions for line 1. Also see *What Name and Number To Give the Requester* for guidelines on whose number to enter.

Social security number								
			-			-		
or								
Employer identification number								
5	9	-	2	4	1	3	6	3 1

Part II Certification

Under penalties of perjury, I certify that:

- The number shown on this form is my correct taxpayer identification number (or I am waiting for a number to be issued to me); and
- I am not subject to backup withholding because: (a) I am exempt from backup withholding, or (b) I have not been notified by the Internal Revenue Service (IRS) that I am subject to backup withholding as a result of a failure to report all interest or dividends, or (c) the IRS has notified me that I am no longer subject to backup withholding; and
- I am a U.S. citizen or other U.S. person (defined below); and
- The FATCA code(s) entered on this form (if any) indicating that I am exempt from FATCA reporting is correct.

Certification instructions. You must cross out item 2 above if you have been notified by the IRS that you are currently subject to backup withholding because you have failed to report all interest and dividends on your tax return. For real estate transactions, item 2 does not apply. For mortgage interest paid, acquisition or abandonment of secured property, cancellation of debt, contributions to an individual retirement arrangement (IRA), and generally, payments other than interest and dividends, you are not required to sign the certification, but you must provide your correct TIN. See the instructions for Part II, later.

Sign Here	Signature of U.S. person ► 	Date ►
-----------	--	--------

General Instructions

Section references are to the Internal Revenue Code unless otherwise noted.

Future developments. For the latest information about developments related to Form W-9 and its instructions, such as legislation enacted after they were published, go to www.irs.gov/FormW9.

Purpose of Form

An individual or entity (Form W-9 requester) who is required to file an information return with the IRS must obtain your correct taxpayer identification number (TIN) which may be your social security number (SSN), individual taxpayer identification number (ITIN), adoption taxpayer identification number (ATIN), or employer identification number (EIN), to report on an information return the amount paid to you, or other amount reportable on an information return. Examples of information returns include, but are not limited to, the following.

- Form 1099-INT (interest earned or paid)

- Form 1099-DIV (dividends, including those from stocks or mutual funds)
 - Form 1099-MISC (various types of income, prizes, awards, or gross proceeds)
 - Form 1099-B (stock or mutual fund sales and certain other transactions by brokers)
 - Form 1099-S (proceeds from real estate transactions)
 - Form 1099-K (merchant card and third party network transactions)
 - Form 1098 (home mortgage interest), 1098-E (student loan interest), 1098-T (tuition)
 - Form 1099-C (canceled debt)
 - Form 1099-A (acquisition or abandonment of secured property)
- Use Form W-9 only if you are a U.S. person (including a resident alien), to provide your correct TIN.

If you do not return Form W-9 to the requester with a TIN, you might be subject to backup withholding. See What is backup withholding, later.



**McCARTHA
COBB & ASSOCIATES**

1407 CALHOUN STREET | COLUMBIA, SC 29201
PHONE: 803.799.3474 | FAX: 803.799.3711

April 2, 2020

To Whom It May Concern:

Re: Bliss Products and Services, Inc.

It is the privilege of United States Fire Insurance Company to provide surety-ship for Bliss Products and Services, Inc.

In the capacity as surety, we are familiar with the company's financial standing, quality management and performance record. We currently have a bond line of \$1,000,000 single / 2,000,000 aggregate. Amount above this line can be considered. Currently, there all of this bond line available.


We stand ready to issue performance/payment bonds should Bliss Products and Services, Inc. be awarded a project within their bond line. However as always, the surety reserves the right to perform normal underwriting at the time of any bond request, including, without limitation, prior review and approval of relevant contract documents, bond forms, project financing and all other pertinent underwriting factors.

We enjoy an excellent working relationship with Bliss Products and Services, Inc. and have found them to be professional in all of their undertakings. We are not aware of any bonding company involvement on any project that Bliss Products and Services, Inc. has bonded. We recommend them to you without reservation.

Please be advised that this letter is not pre-qualifying the client for Subcontractor Default Insurance. We accept no responsibility whatsoever as to the qualifying requirements of this client for the underwriting of Subcontractor Default Insurance.

Please let us know if you have any questions.

Sincerely,



Wayne McCarthy
Agent for Surety



CERTIFICATE OF LIABILITY INSURANCE

DATE (MM/DD/YYYY)

7/20/2022

THIS CERTIFICATE IS ISSUED AS A MATTER OF INFORMATION ONLY AND CONFERS NO RIGHTS UPON THE CERTIFICATE HOLDER. THIS CERTIFICATE DOES NOT AFFIRMATIVELY OR NEGATIVELY AMEND, EXTEND OR ALTER THE COVERAGE AFFORDED BY THE POLICIES BELOW. THIS CERTIFICATE OF INSURANCE DOES NOT CONSTITUTE A CONTRACT BETWEEN THE ISSUING INSURER(S), AUTHORIZED REPRESENTATIVE OR PRODUCER, AND THE CERTIFICATE HOLDER.

IMPORTANT: If the certificate holder is an ADDITIONAL INSURED, the policy(ies) must have ADDITIONAL INSURED provisions or be endorsed. If SUBROGATION IS WAIVED, subject to the terms and conditions of the policy, certain policies may require an endorsement. A statement on this certificate does not confer rights to the certificate holder in lieu of such endorsement(s).

PRODUCER HDINS, Inc dba Harry Daniel Insurance P.O. 2077 Cartersville, GA 30120 www.hdins.com AYP070759	CONTACT NAME: Meg Stover PHONE (A/C, No, Ext): 770-382-8954 FAX (A/C, No): 770-386-4081 E-MAIL ADDRESS: MStover@hdins.com														
INSURED Bliss Products and Services, Inc. 6831 S. Sweetwater Rd. Lithia Springs GA 30122	<table><tr><th>INSURER(S) AFFORDING COVERAGE</th><th>NAIC #</th></tr><tr><td>INSURER A: Cincinnati Specialty Underwriters</td><td>13037</td></tr><tr><td>INSURER B: Twin City Fire Insurance Co.</td><td>29459</td></tr><tr><td>INSURER C: Sentinel Insurance Co, Ltd</td><td>11000</td></tr><tr><td>INSURER D: Certain Underwriters at Lloyd's, London</td><td></td></tr><tr><td>INSURER E:</td><td></td></tr><tr><td>INSURER F:</td><td></td></tr></table>	INSURER(S) AFFORDING COVERAGE	NAIC #	INSURER A: Cincinnati Specialty Underwriters	13037	INSURER B: Twin City Fire Insurance Co.	29459	INSURER C: Sentinel Insurance Co, Ltd	11000	INSURER D: Certain Underwriters at Lloyd's, London		INSURER E:		INSURER F:	
INSURER(S) AFFORDING COVERAGE	NAIC #														
INSURER A: Cincinnati Specialty Underwriters	13037														
INSURER B: Twin City Fire Insurance Co.	29459														
INSURER C: Sentinel Insurance Co, Ltd	11000														
INSURER D: Certain Underwriters at Lloyd's, London															
INSURER E:															
INSURER F:															

COVERAGES**CERTIFICATE NUMBER:** 69371059**REVISION NUMBER:**

THIS IS TO CERTIFY THAT THE POLICIES OF INSURANCE LISTED BELOW HAVE BEEN ISSUED TO THE INSURED NAMED ABOVE FOR THE POLICY PERIOD INDICATED. NOTWITHSTANDING ANY REQUIREMENT, TERM OR CONDITION OF ANY CONTRACT OR OTHER DOCUMENT WITH RESPECT TO WHICH THIS CERTIFICATE MAY BE ISSUED OR MAY PERTAIN, THE INSURANCE AFFORDED BY THE POLICIES DESCRIBED HEREIN IS SUBJECT TO ALL THE TERMS, EXCLUSIONS AND CONDITIONS OF SUCH POLICIES. LIMITS SHOWN MAY HAVE BEEN REDUCED BY PAID CLAIMS.

INSR LTR	TYPE OF INSURANCE	ADDL INSD	SUBR WVD	POLICY NUMBER	POLICY EFF (MM/DD/YYYY)	POLICY EXP (MM/DD/YYYY)	LIMITS
A	<input checked="" type="checkbox"/> COMMERCIAL GENERAL LIABILITY <input type="checkbox"/> CLAIMS-MADE <input checked="" type="checkbox"/> OCCUR <input checked="" type="checkbox"/> Contract & XCU <input checked="" type="checkbox"/> \$5000 Deductible per claim GEN'L AGGREGATE LIMIT APPLIES PER: <input type="checkbox"/> POLICY <input checked="" type="checkbox"/> PROJECT <input type="checkbox"/> LOC OTHER:			CSU0024940	1/17/2022	1/17/2023	EACH OCCURRENCE \$1000000 DAMAGE TO RENTED PREMISES (Ea occurrence) \$100000 MED EXP (Any one person) \$5000 PERSONAL & ADV INJURY \$1000000 GENERAL AGGREGATE \$3000000 PRODUCTS - COMP/OP AGG \$3000000 \$
C	AUTOMOBILE LIABILITY <input checked="" type="checkbox"/> ANY AUTO <input type="checkbox"/> OWNED AUTOS ONLY <input type="checkbox"/> SCHEDULED AUTOS <input checked="" type="checkbox"/> HIRED AUTOS ONLY <input checked="" type="checkbox"/> NON-OWNED AUTOS ONLY			20UECKN3349	7/29/2022	7/29/2023	COMBINED SINGLE LIMIT (Ea accident) \$1000000 BODILY INJURY (Per person) \$ BODILY INJURY (Per accident) \$ PROPERTY DAMAGE (Per accident) \$ \$
A	UMBRELLA LIAB <input checked="" type="checkbox"/> OCCUR <input checked="" type="checkbox"/> EXCESS LIAB <input type="checkbox"/> CLAIMS-MADE DED RETENTION \$0			CSU0024939	1/17/2022	1/17/2023	EACH OCCURRENCE \$5000000 AGGREGATE \$5000000 Occur/Aggregate \$
B	WORKERS COMPENSATION AND EMPLOYERS' LIABILITY ANY PROPRIETOR/PARTNER/EXECUTIVE OFFICER/MEMBER EXCLUDED? (Mandatory in NH) If yes, describe under DESCRIPTION OF OPERATIONS below	Y/N <input type="checkbox"/>	N/A	20WECAT3242	7/29/2022	7/29/2023	<input checked="" type="checkbox"/> PER STATUTE <input type="checkbox"/> OTHER E.L. EACH ACCIDENT \$1000000 E.L. DISEASE - EA EMPLOYEE \$1000000 E.L. DISEASE - POLICY LIMIT \$1000000
C	IM-Installation			20SBAZT2793	4/19/2022	4/19/2023	\$100000
D	Professional Liability			HPL22-0066	4/28/2022	4/28/2023	\$1000000 per claim/aggregate

DESCRIPTION OF OPERATIONS / LOCATIONS / VEHICLES (ACORD 101, Additional Remarks Schedule, may be attached if more space is required)

--See Attached Remarks Schedule--

Information provided by this certificate (including any addendum/attachment) is strictly limited per State of Georgia statute OCGA 33-24-19.1

CERTIFICATE HOLDER**CANCELLATION**Bliss Products & Services, Inc.
6831 S. Sweetwater Rd.
Lithia Springs GA 30122

SHOULD ANY OF THE ABOVE DESCRIBED POLICIES BE CANCELLED BEFORE THE EXPIRATION DATE THEREOF, NOTICE WILL BE DELIVERED IN ACCORDANCE WITH THE POLICY PROVISIONS.

AUTHORIZED REPRESENTATIVE

H. L. Daniel

© 1988-2015 ACORD CORPORATION. All rights reserved.

ACORD 25 (2016/03)

The ACORD name and logo are registered marks of ACORD



ADDITIONAL REMARKS SCHEDULE

AGENCY HDINS, Inc dba Harry Daniel Insurance		NAMED INSURED Bliss Products and Services, Inc. 6831 S. Sweetwater Rd. Lithia Springs GA 30122
POLICY NUMBER		
CARRIER	NAIC CODE	EFFECTIVE DATE:

ADDITIONAL REMARKS

THIS ADDITIONAL REMARKS FORM IS A SCHEDULE TO ACORD FORM,

FORM NUMBER: 25 **FORM TITLE:** ACORD 25 (03/16)

HOLDER: Bliss Products & Services, Inc.

ADDRESS: 6831 S. Sweetwater Rd. Lithia Springs GA 30122

GENERAL LIABILITY: Additional insured for ongoing and completed operations, on a primary and non-contributory basis, when required by executed written contract per form, CSGA437 12/13.

GENERAL LIABILITY: Waiver of subrogation when required by executed written contract per form, CSGA4087 12/12.

AUTO LIABILITY: Additional insured, on a primary and non-contributory basis, and waiver of subrogation when required by executed written contract per form, HA9916 12/21.

EXCESS LIABILITY: General Liability, Auto Liability and Workers' Compensation policies are all listed on the Schedule of Underlying Insurance. Additional insured and waiver of subrogation per forms, CSCX100 02/13 and CSCX 207 10/20.

WORKERS' COMP: Waiver of subrogation when required by executed written contract per form, WC000313.

National Recreation and Park Association

Let it be known that

GREGG BLISS

has met the requirements of the standards set forth by the
National Certification Board
and is hereby granted certification as a



**Certified
Playground
Safety Inspector**

CHAIRPERSON

NRPA PRESIDENT AND CEO

March 23, 2021

DATE CERTIFIED

50894-0424

CERTIFICATION NUMBER

April 01, 2024

EXPIRATION DATE



A PLAYCORE Company

BLISS PRODUCTS AND SERVICES, INC.

Has successfully completed a course in techniques and procedures required for proper installation of Play & Park Structures playground equipment.

In recognition of the successful completion of this training and in acknowledgement of the satisfaction of
Play & Park Structures requirements for a certified installer,
Bliss Products and Services, Inc. is hereby designated an

OFFICIAL CERTIFIED INSTALLER

By receipt of this designation, **Bliss Products and Services, Inc.** agrees to install
Play & Park Structures Playground Equipment in accordance with **Play & Park Structures**
specifications and installation instructions.

This Designation is effective from February 8, 2021 to February 7, 2023
IN WITNESS WHEREOF, WE HAVE AFFIXED OUR SIGNATURE
This 8th day of February 2021.


Group President
Spencer Cheak


Vice President of Customer Service
Mike McWilliams