

DATE: 1/14/2015

INVITATION TO BID
THIS IS NOT AN ORDER

Page: 1

BID NO.: 50-00112075

JEFFERSON PARISH
PURCHASING DEPARTMENT
P.O. BOX 9
GRETN, LA. 70054-0009
504-364-2678

BUYER: DNelson@jeffparish.net

BIDS WILL BE RECEIVED IN THE PURCHASING DEPARTMENT, SUITE 4400, JEFFERSON PARISH GENERAL GOVERNMENT BUILDING, 200 DERBIGNY STREET, GRETN, LA 70053 UNTIL 2:00 PM, 2/03/2015 AND PUBLICLY OPENED THEREAFTER.

LATE BIDS WILL NOT BE ACCEPTED

Unless submitting via online (see Page 3), each bid must be submitted in a sealed envelope bearing on the outside; the name of the Bidder, his address, and the name of the project for which the bid is submitted and the bid number.

NOTE: ONLY BIDS WRITTEN IN INK OR TYPEWRITTEN, AND PROPERLY SIGNED BY A MEMBER OF THE FIRM OR AUTHORIZED REPRESENTATIVE, WILL BE ACCEPTED. PENCIL AND/OR PHOTOSTATIC FIGURES OR SIGNATURES SHALL RESULT IN BID REJECTION.

INSTRUCTIONS FOR BIDDERS AND GENERAL CONDITIONS
THE FOLLOWING INSTRUCTIONS APPLY TO ALL BIDS

All bids submitted are subject to these instructions and general conditions and any special conditions and specifications contained herein, all of which are made part of this bid proposal reference. By submitting a bid, vendor agrees to comply with all provisions of Louisiana Law as well compliance with the Jefferson Parish Code of Ordinances, Louisiana Code of Ethics, applicable Jefferson Parish ethical standards and Jefferson Parish Resolution No. 113646 and/or Resolution No. 113647.

All vendors submitting bids must register as a Jefferson Parish vendor if not already yet registered. Bidders may be required to furnish current W-9 Forms and respective Tax Identification Numbers within 10 days after bid opening if such information is not on file or not up to date. Forms to register may be downloaded from www.purchasing.jeffparish.net and clicking on Vendor Information.

All quotations shall be based on F.O.B. Agency warehouse or job site, anywhere within the Parish as designated by the Purchasing Department. This provision does not apply to public works projects

JEFFERSON PARISH requires all products to be new (current) and all work must be performed according to standard practices for the project. Unless otherwise specified, no aftermarket parts will be accepted. Unless otherwise specified, all workmanship and materials must have at least one (1) year guaranty, in writing, from the date of delivery and/or acceptance of the project. Any deviations or alterations from the specifications must be indicated and/or supporting documentation supplied with bid submission.

Bidders should submit all questions in writing and fax them to the Purchasing Department at (504) 364-2693 no later than FIVE (5) working days prior to bid opening. Bid numbers should be mentioned in all requests. Questions may also be emailed to the buyer for this bid at the email address listed above. If submitting online, vendors may send questions via the E-Procurement site no later than Five (5) working days prior to the bid opening.

If this bid requires a pre-bid conference (see Additional Requirements section), bidders are advised that such conference will be held to allow bidders the opportunity to identify any discrepancies in the bid specifications and seek further clarification regarding instructions. The Purchasing Department will issue a written response to bidders' questions in the form of an Addendum. Please note that all official communication will be expressed in the form of an addendum.

All formal Addenda require written acknowledgement on the bid form by the bidder. Failure to acknowledge an Addendum on the bid form shall cause the bid to be rejected. JEFFERSON PARISH reserves the right to award bid to next lowest responsive and responsible bidder in this event.

The purpose and intention of this invitation to bid is to afford all suppliers an equal opportunity to bid on all construction, maintenance, repair, operating supplies and/or equipment listed in this bid proposal. JEFFERSON PARISH WILL ACCEPT ONE BID ONLY FROM EACH VENDOR. Items bid must meet specifications.

JEFFERSON PARISH will accept one price for each item unless otherwise indicated. Two or more prices for one item will result in bid rejection. Bidders are required to complete, sign and return the bid form and/or complete and return the associated line item pricing forms as indicated.

If the bid exceeds \$30,000.00 and the company is duly authorized to do business in the state of Louisiana, a corporate resolution must be submitted with the bid or the person signing the bid documents must be listed on the Louisiana Secretary of State's website as an officer of the corporation, unless bidder has otherwise complied with LSA-R.S. 38:2212(A)(1)(c) or LSA-R.S. 38:2212 (O). If the bid is in excess of \$30,000 and bidder is registered out of the state of Louisiana, a corporate resolution must be submitted with the bid, unless bidder has otherwise complied with LSA-R.S. 38:2212(A)(1)(c) or LSA-R.S. 38:2212 (O). Failure to comply will cause bid to be rejected; the Parish reserves the right to award bid to the next lowest responsive and responsible bidder in this event. Bids submitted by Owner or Sole Proprietorships must include certification that he or she owns the entity for which the bid is signed. Sole proprietors submitting bids for public works projects shall within 10 days after bid opening submit sole proprietorship certification.

NOTE: A sample corporate resolution can be downloaded from our website <http://purchasing.jeffparish.net> or you may provide your own document. A sample certification of sole proprietorship can also be downloaded from our website <http://purchasing.jeffparish.net> or you may provide your own document.

INSTRUCTIONS FOR BIDDERS AND GENERAL CONDITIONS

A. AWARD OF CONTRACT: JEFFERSON PARISH reserves the right to award contracts or place orders on a lump sum or individual item basis, or such combination, as shall in its judgment be in the best interest of JEFFERSON PARISH. Every contract or order shall be awarded to the LOWEST RESPONSIVE and RESPONSIBLE BIDDER, taking into consideration the CONFORMITY WITH THE SPECIFICATIONS and the DELIVERY AND/OR COMPLETION DATE. IN THE EVENT OF SPLIT AWARD, THE PURCHASING DEPARTMENT MAY CONTACT VENDORS TO REQUEST REQUIRED AFFIDAVITS. THOSE VENDORS WILL HAVE 10 DAYS FROM THE DATE OF NOTICE TO SUBMIT COMPLETE, SIGNED AND NOTARIZED AFFIDAVITS IN ORIGINAL FORMATS.

All bid prices shall remain valid for 45 days. Jefferson Parish and the lowest responsive and responsible bidder(s) by mutual written consent may mutually agree to extend the deadline for award by one (1) or more extensions of thirty (30) calendar days.

Preference is hereby given to materials, supplies, and provisions produced, manufactured or grown in Louisiana, quality being equal to articles offered by competitors outside the state. "LSA-R.S.38:2251-2261"

B. USE OF BRAND NAMES AND STOCK NUMBERS: Where brand names and stock numbers are specified, it is for the purpose of establishing certain minimum standards of quality. Bids may be submitted for products of equal quality, provided brand names and stock numbers are specified. Complete product data may be required prior to award.

C. CANCELLATION OF CONTRACT: JEFFERSON PARISH reserves the right to cancel all or any part if not shipped promptly. No charges will be allowed for parking or cartage unless specified in quotation. The order must not be filled at a higher price than quoted. JEFFERSON PARISH reserves the right to cancel any contract at anytime and for any reason by issuing a THIRTY (30) day written notice to the contractor.

For good cause and as consideration for executing a contract with Jefferson Parish, vendor conveys, sells, assigns and transfers to Jefferson Parish or its assigns all rights, title and interest in and to all causes of action it may now or hereafter acquire under the antitrust laws of the United States and the State of Louisiana, relating to the particular good or services purchased or acquired by Jefferson Parish.

D. PRICES: Jefferson Parish is exempt from paying sales tax under LSA-R.S. 47:301 (8)(c). All prices for purchases by Jefferson Parish of supplies and materials shall be quoted in the unit of measure specified and unless otherwise specified, shall be exclusive of state and Parish taxes. The price quoted for work shall be stated in figures. In the event there is a difference in unit prices and totals, the unit price shall prevail.

Quantities listed are for bidding purposes only. Actual requirements may be more or less than quantities listed.

Bidders are not to exclude from participation in, deny the benefits of, or subject to discrimination under any program or activity, any person in the United States on the grounds of race, color, national origin, or sex; nor discriminate on the basis of age under the Age Discrimination Act of 1975, or with respect to an otherwise qualified handicapped individual as provided in Section 504 of the Rehabilitation Act of 1973, or on the basis of religion, except that any exemption from such prohibition against discrimination on the basis of religion as provided in the Civil Rights Act of 1964, or Title VI and VII of the Act of April 11, 1968, shall also apply. This assurance includes compliance with the administrative requirements of the Revenue Sharing final handicapped discrimination provisions contained in Section 51.55 (c), (d), (e), and (k)(5) of the Regulations. New construction or renovation projects must comply with Section 504 of the 1973 Rehabilitation Act, as amended, in accordance with the American National Standard Institute's specifications (ANSI A17.1-1961).

E. RESPONSE TO INVITATION: If your company is unable to bid on this request, please state your reason on bid form, and return to this office before bid opening date. Failure to do so may result in the removal of your company from Jefferson Parish's vendors list.

F. POSTING OF BIDS: A listing of bids will be posted on bulletin board in Suite 4400, Jefferson Parish General Government Building, Gretna, LA and will remain posted until close of respective bids.

Advertised bids will be tabulated and a copy of the tabulation will be forwarded to each responding bidder.

IN ACCORDANCE WITH STATE REGULATIONS JEFFERSON PARISH OFFERS ELECTRONIC PROCUREMENT TO ALL VENDORS

This Electronic Procurement System allows vendors the convenience of reviewing and submitting bids online. This is a secure site and authorized personnel have limited read access only. Please note requirements contained in this bid package for electronic bid submission.

Please visit the Purchasing Department webpage at <http://purchasing.jeffparish.net> to register and review Jefferson Parish solicitations.

The general specifications for construction projects and the purchase of materials, services and/or supplies are those adopted by the JEFFERSON PARISH Council by Resolution No. 113646 or 113647 dated 12/09/09. The general conditions adopted by this resolution shall be considered as much a part of this document as if they were written wholly herein. A copy may be obtained from the Office of the Parish Clerk, Suite 6700, Jefferson Parish General Government Building, 200 Derbigny Street, Gretna, LA 70053. You may also obtain a copy by visiting the Purchasing Department webpage at <http://purchasing.jeffparish.net> and clicking on Online Forms.

ADDITIONAL REQUIREMENTS FOR THIS BID

PLEASE MATCH THE NUMBERS PRINTED IN THIS BOX WITH THE CORRESPONDING INSTRUCTIONS BELOW.

10, 12, 13, 15

1. All bidders must attend the pre-bid conference in relation to this bid; attendance is mandatory. Failure to attend will prohibit a company from submitting a bid. Vendors arriving after the mandatory pre-bid conference begins will not be allowed to sign in as evidence of attendance.
2. Attendance to this pre-bid conference is optional. However, failure to attend the pre-bid conference shall not relieve the bidder of responsibility for information discussed at the conference. Furthermore, failure to attend the pre-bid conference and inspection does not relieve the successful bidder from the necessity of furnishing materials or performing any work that may be required to complete the work in accordance with the specification with no additional cost to the owner.
3. Contractor must hold current applicable JEFFERSON PARISH licenses with the Department of Inspection and Code Enforcement. Contractor shall obtain any and all permits required by the JEFFERSON PARISH Department of Inspection and Code Enforcement. The contractor shall be responsible for the payment of these permits. All permits must be obtained prior to the start of the project. Contractor must also hold any and all applicable Federal and State licenses. Contractor shall be responsible for the payment of these permits and shall obtain them prior to the start of the project.

INSTRUCTIONS FOR BIDDERS AND GENERAL CONDITIONS

4. A LA State Contractor's License will be required in accordance with LSA R.S. 37-2150 et. seq. and such license number will be shown on the outside of the bid envelope. Failure to comply will cause the bid to be rejected. Additionally if submitting the bid electronically, then the license number must be entered in the appropriate field in the Electronic Procurement system. Failure to comply will cause the bid to be rejected.
5. It is the bidder's responsibility to visit the job site and evaluate the job before submitting a bid.
6. Job site must be clean and free of all litter and debris daily and upon completion of the contract. Passageways must be kept clean and free of material, equipment, and debris at all times. Flammable material must be removed from the job site daily because storage will not be permitted on the premises. Precautions must be exercised at all times to safeguard the welfare of JEFFERSON PARISH and the general public.
7. PUBLIC WORKS BIDS: All awards for public works in excess of \$5,000.00 will be reduced to a formal contract which shall be recorded at the contractor's expense with the Clerk of Court and Ex-Officio Recorder of Mortgages for the Parish of Jefferson. A price list of recordation costs may be obtained from the Clerk of Court and Ex-Officio Recorder of Mortgages for the Parish of Jefferson. All awards in excess of \$25,000.00 will require both a performance and a payment bond. Unless otherwise stated in the bid specifications, the performance bond requirements shall be 100% of the contract price. Unless otherwise state in the bid specifications, the payment bond requirements shall be 100% of the contract price. Both bonds shall be supplied at the signing of the contract.
8. NON-PUBLIC WORKS BIDS: A performance bond will be required for this bid. The amount of the bond will be 100% of the contract price unless otherwise indicated in the specifications. The performance bond shall be supplied at the signing of the contract.
9. NON-PUBLIC WORKS BIDS: A payment bond will be required for this bid. The amount of the bond will be 100% of the contract price unless otherwise indicated in the specifications. The payment bond shall be supplied at the signing of the contract.
10. Unless otherwise stated in the bid specifications, the successful bidder will be required to procure standard insurance policies evidencing Parish-mandated insurance requirements as indicted on the attached sheet. The current certificate of insurance must be submitted by low bidder within 10 days after bid opening to the Purchasing Department. Failure to comply will cause bid to be rejected. JEFFERSON PARISH reserves the right to award bid to the next lowest responsive and responsible bidder in this event.
11. A bid bond will be required with bid submission in the amount of 5% of the total bid, unless otherwise stated in the bid specifications. Acceptable forms shall be limited to cashier's check, certified check, money order, or surety bid bond. If submitting bid online, vendors must submit bond through respective online clearinghouse bond management system as indicated in the Electronic Procurement system.
12. This is a requirements contract to be provided on an as needed basis. JEFFERSON PARISH makes no representations or warranties with regard to minimum guaranteed quantities unless otherwise stated in the bid specifications.
13. Freight charges should be included in total cost when quoting. If not quoted FOB DELIVERED, freight must be quoted as a separate item. Bid may be rejected if not quoted FOB DELIVERED or if freight charges are not indicated on bid form.
14. PUBLIC WORKS BIDS - Completed, Signed and Properly Notarized Affidavits (in Original Format) required; Non-Conviction Affidavit, Non-Collusion Affidavit, Campaign Contribution Affidavit and E-Verify Affidavit must be completed, signed, notarized and submitted by low bidder within 10 days after bid opening to the Purchasing Department on all solicitations for construction, alteration or demolition of public building or project, including but not limited to requirements found in LSA-RS 38:2212.9; LSA-RS 38:2212.10; LSA-RS 38:2224; Code of Ordinances, Jefferson Parish, Louisiana, Sec 2-923.1. Failure to comply will cause bid to be rejected; the Parish reserves the right to award bid to the next lowest responsive and responsible bidder in this event. For the convenience of vendors, all affidavits have been combined into one form entitled PUBLIC WORKS BID AFFIDAVIT. This affidavit must be submitted in its original format for the bid to be considered responsive.
15. NON PUBLIC WORK BIDS - Completed, Signed and Properly Notarized Affidavits (in Original Format) required; Non-Collusion Affidavit, and Campaign Contribution Affidavit must be completed, signed, notarized and submitted by low bidder with bid submission within 10 days after bid opening to the Purchasing Department. See LSA-RS 38:2212.10; LSA-RS 38:2224; Code of Ordinances, Jefferson Parish, Louisiana, Sec 2-923.1 Failure to comply will cause bid to be rejected; the Parish reserves the right to award bid to the next lowest responsive and responsible bidder in this event. For the convenience of vendors, all affidavits have been combined into one form entitled NON-PUBLIC WORKS BID AFFIDAVIT. This affidavit must be submitted in its original format for the bid to be considered responsive.

It shall be the duty of every parish officer, employee, department, agency, special district, board, and commission: and the duty of every contractor, subcontractor, and licensee of the parish, and the duty of every applicant for certification of eligibility for a parish contract or program, to cooperate with the Inspector General in any investigation, audit, inspection, performance review, or hearing pursuant to Jefferson Parish Code of Ordinances Section 2-155.10(19). By submitting a bid, vendor acknowledges this and will abide by all provisions of the referenced Jefferson Parish Code of Ordinances.

DATE: 1/14/2015

Page: 5

BID NO.: 50-00112075

BID FORM
Non Public Works

All Public Work Projects are required to use the Louisiana Uniform Public Work Bid Form

All prices must be held firm unless an escalation provision is requested in this bid. Jefferson Parish will allow one escalation during the term of the contract, which may not exceed the U.S. Bureau of Labor Statistics National Index for all Urban Consumers, unadjusted 12 month figure. The most recently published figure issued at the time an adjustment is requested will be used. A request must be made in writing by the vendor, and the escalation will only be applied to purchases made after the request is made.

Are you requesting an escalation provision?

YES _____ NO X

MAXIMUM ESCALATION PERCENTAGE REQUESTED _____ %

INITIAL BID PRICES WILL REMAIN FIRM THROUGH THE DATE OF _____

For the purposes of comparison of bids when an escalation provision is requested, Jefferson Parish will apply the maximum escalation percentage quoted by the bidder to the period to which it is applied in the bid. The initial price and the escalation will be used to calculate the total bid price. It will be assumed, for comparison of prices only, that an equal amount of material or labor is purchased each month throughout the entire contract.

DELIVERY: FOB JEFFERSON PARISH

INDICATE DELIVERY DATE ON EQUIPMENT AND SUPPLIES

STOCK - 2 WEEKS

LOUISIANA CONTRACTOR'S LICENSE NO.: (if applicable) _____

THIS SECTION MUST BE COMPLETED BY BIDDER:

FIRM NAME: CIMSCO

ADDRESS: 1840 LTA ROAD

CITY, STATE: METairie, LA ZIP: 70001

TELEPHONE: (504) 835-7319 FAX: (504) 832-0820

EMAIL ADDRESS: JEFF@CIMSCOINC.COM

In the event that addenda are issued with this bid, bidders MUST acknowledge all addenda on the bid form. Bidder must acknowledge receipt of an addendum on the bid form as indicated. Failure to acknowledge any addendum on the bid form will result in bid rejection.

Acknowledge Receipt of Addenda: NUMBER: _____

NUMBER: _____

NUMBER: _____

NUMBER: _____

TOTAL PRICE OF ALL BID ITEMS: \$ 212,266.47

AUTHORIZED SIGNATURE: [Signature]

TITLE: SALES

JEFF DELLINGER

Printed Name

SIGNING INDICATES YOU HAVE READ AND COMPLY WITH THE INSTRUCTIONS AND CONDITIONS.

NOTE: All bids should be returned with the BID NUMBER and BID OPENING DATE indicated on the outside of the envelope submitted to the Purchasing Department.

INVITATION TO BID FROM JEFFERSON PARISH - continued

BID NO.: 50-00112075

SEALED BID

ITEM NUMBER	QUANTITY	U/M	DESCRIPTION OF ARTICLES	UNIT PRICE QUOTED	TOTALS
			ONE (1) YEAR CONTRACT FOR DUCTILE IRON FITTINGS AND ADAPTER KITS FOR JEFFERSON PARISH DEPARTMENT OF PUBLIC WORKS, WATER AND ALL JEFFERSON PARISH AGENCIES AND MUNICIPALITIES		
1	1.00	ONLY	0010-MECHANICAL JOINT OSLID REPAIR SLEEVES 3 IN (CLOSE BODY)	36.19	36.19
			GROUP 1		
2	1.00	ONLY	0020-MECHANICAL JOINT SOLID REPAIR SLEEVES 3 INCH (COMPACT BODY)	28.20	28.20
			GROUP 1		
3	1.00	ONLY	0030-MECHANICAL JOINT SOLID REPAIR SLEEVES 4 INCH (LONG BODY)	40.67	40.67
			GROUP 1		
4	1.00	ONLY	0040-MECHANICAL JOINT SOLID REPAIR SLEEVES 4 INCH (COMPACT BODY)	28.91	28.91
			GROUP 1		
5	1.00	ONLY	0050-MECHANICAL JOINT SOLID REPAIR SLEEVES 6 INCH (LONG BODY)	72.03	72.03
			GROUP 1		
6	1.00	ONLY	0060-MECHANICAL JOINT SOLID REPAIR SLEEVES 6 INCH (COMPACT BODY)	51.45	51.45
			GROUP 1		
7	1.00	ONLY	0070-MECHANICAL JOINT SOLID REPAIR SLEEVES 8 INCH (LONG BODY)	113.68	113.68
			GROUP 1		
8	1.00	ONLY	0080-MECHANICAL JOINT SOLID REPAIR SLEEVES 8 INCH (COMPACT BODY)	67.62	67.62
			GROUP 1		
9	1.00	ONLY	0090-MECHANICAL JOINT OSLID REPAIR SLEEVES 10 INCH (LONG BODY)	129.25	129.25

INVITATION TO BID FROM JEFFERSON PARISH - continued

BID NO.: 50-00112075

SEALED BID

ITEM NUMBER	QUANTITY	U/M	DESCRIPTION OF ARTICLES	UNIT PRICE QUOTED	TOTALS
			GROUP 1		
10	1.00	ONLY	0100-MECHANICAL JOINT SOLID REPAIR SLEEVES 10 INCH (COMPACT BODY)	113.27	113.27
			GROUP 1		
11	1.00	ONLY	0110-MECHANICAL JOINT SOLID REPAIR SLEEVE 12 INCH (LONG BODY)	181.79	181.79
			GROUP 1		
12	1.00	ONLY	0120-MECHANICAL JOINT SOLID REPAIR SLEEVES 12 INCH (COMPACT BODY)	132.30	132.30
			GROUP 1		
13	1.00	ONLY	0130-MECHANICAL JOINT SOLID REPAIR SLEEVES 14 INCH (LONG BODY)	263.20	263.20
			GROUP 1		
14	1.00	ONLY	0140-MECHANICAL JOINT SOLID REPAIR SLEEVES 14 INCH (COMPACT BODY)	238.76	238.76
			GROUP 1		
15	1.00	ONLY	0150-MECHANICAL JOINT SOLID REPAIR SLEEVES 15 INCH (LONG BODY)	346.75	346.75
			GROUP 1		
16	1.00	ONLY	0160-MECHANICAL JOINT SOLID REPAIR SLEEVES 16 INCH (COMPACT BODY)	347.90	347.90
			GROUP 1		
17	1.00	ONLY	0170-MECHANICAL JOINT SOLID REPAIR SLEEVES 18 INCH (LONG BODY)	420.18	420.18
			GROUP 1		
18	1.00	ONLY	0180-MECHANICAL JOINT SOLID REPAIR SLEEVES 18 INCH (COMPACT BODY)	370.36	370.36

INVITATION TO BID FROM JEFFERSON PARISH - continued

BID NO.: 50-00112075

SEALED BID

ITEM NUMBER	QUANTITY	U/M	DESCRIPTION OF ARTICLES	UNIT PRICE QUOTED	TOTALS
			GROUP 1		
19	1.00	ONLY	0190-MECHANICAL JOINT SOLID REPAIR SLEEVES 20 INCH (LONG BODY)	528.71	528.71
			GROUP 1		
20	1.00	ONLY	0200-MECHANICAL JOINT SOLID REPAIR SLEEVES 20 INCH (COMPACT BODY)	472.36	472.36
			GROUP 1		
21	1.00	ONLY	0210-MECHANICAL JOINT SOLID REPAIR SLEEVES 14 INCH (LONG BODY)	274.40	274.40
			GROUP 1		
22	1.00	ONLY	0220-MECHANICAL JOINT SOLID REPAIR SLEEVES 24 INCH (COMPACT BODY)	623.77	623.77
			GROUP 1		
23	1.00	ONLY	0230-MECHANICAL JOINT SOLID REPAIR SLEEVES 30 INCH (LONG BODY)	2381.84	2381.84
			GROUP 1		
24	1.00	ONLY	0240-MECHANICAL JOINT SOLID REPAIR SLEEVES 30 INCH (COMPACT BODY)	1942.43	1942.43
			GROUP 1		
25	1.00	ONLY	0250-MECHANICAL JOINT SOLID REPAIR SLEEVES 36 INCH (LONG BODY) C-110	3400. ⁰⁰	3400. ⁰⁰
			GROUP 1		
26	1.00	ONLY	0260-MECHANICAL JOINT SOLID REPAIR SLEEVES 36 INCH (COMPACT BODY) C-110	2800. ⁰⁰	2800. ⁰⁰
			GROUP 1		
27	1.00	ONLY	0270-MECHANICAL JOINT SOLID REPAIR SLEEVES 42 INCH (LONG BODY) C-110	3100. ⁰⁰	3100. ⁰⁰

INVITATION TO BID FROM JEFFERSON PARISH - continued

BID NO.: 50-00112075

SEALED BID

ITEM NUMBER	QUANTITY	U/M	DESCRIPTION OF ARTICLES	UNIT PRICE QUOTED	TOTALS
28	1.00	ONLY	GROUP 1 0280-MECHANICAL JOINT SOLID REPAIR SLEEVES 42 INCH (COMPACT BODY) C-110	2800 ⁰⁰	2800 ⁰⁰
29	1.00	ONLY	GROUP 1 0290-MECHANICAL JOINT SOLID REPAIR SLEEVES 48 INCH (LONG BODY) C-110	5699 ⁰⁰	5699 ⁰⁰
30	1.00	ONLY	GROUP 1 0300-MECHANICAL JOINT SOLID REPAIR SLEEVES 48 INCH (COMPACT BODY) C-110	4300 ⁰⁰	4300 ⁰⁰
31	1.00	ONLY	GROUP 1 0310-MECHANICAL JOINT, 90 DEGREE BENDS 3 INCH	41.36	41.36
32	1.00	ONLY	GROUP 2 MECHANICAL JOINT 90 DEGREE BENDS 0310-0420 0320-MECHANICAL JOINT 90 DEGREE BENDS 6 INCH	76.93	76.93
33	1.00	ONLY	GROUP 2 0330-MECHANICAL JOINT 90 DEGREE BENDS 8 INCH	112.21	112.21
34	1.00	ONLY	GROUP 2 0340-MECHANICAL JOINT, 90 DEGREE BENDS 10 INCH	170.14	170.14
35	1.00	ONLY	GROUP 2 0350-MECHANICAL JOINT, 90 DEGREE BENDS 12 INCH	238.14	238.14
36	1.00	ONLY	GROUP 2 0360-MECHANICAL JOINT, 90 DEGREES BENDS 14 INCH	382.11	382.11
			GROUP 2		

INVITATION TO BID FROM JEFFERSON PARISH - continued

BID NO.: 50-00112075

SEALED BID

ITEM NUMBER	QUANTITY	U/M	DESCRIPTION OF ARTICLES	UNIT PRICE QUOTED	TOTALS
37	1.00	ONLY	0370-MECHANICAL JOINT,90 DEGREE BENDS 16 INCH GROUP 2	532.63	532.63
38	1.00	ONLY	0380-MECHANICAL JOINT,90 DEGREE BENDS 18 INCH GROUP 2	617.58	617.58
39	1.00	ONLY	0390-MECHANICAL JOINT,90 DEGREE BENDS 20 INCH GROUP 2	873.18	873.18
40	1.00	ONLY	0400-MECHANICAL JOINT,90 DEGREE BENDS 24 INCH GROUP 2	1305.36	1305.36
41	1.00	ONLY	0410-MECHANICAL JOINT,90 DEGREE BENDS 30 INCH C-110 GROUP 2	4100 ⁰⁰	4100 ⁰⁰
42	1.00	ONLY	0420-MECHANICAL JOINT,90 DEGREE BENDS 36 INCH C-110 GROUP 2	5400 ⁰⁰	5400 ⁰⁰
43	1.00	ONLY	0430-MECHANICAL JOINT X FLANGE 90 DEGREE BENDS,3 INCH GROUP 3	43.71	43.71
44	1.00	ONLY	0440-MECHANICAL JOINT,JOINT X FLANGE, 90 DEGREE BENDS, 4 INCH GROUP 3	56.84	56.84
45	1.00	ONLY	0450-MECHANICAL JOINT X FLANGE, 90 DEGREE BENDS, 6 INCH GROUP 3	98.49	98.49
46	1.00	ONLY	0460-MECHANICAL JOINT,JOINT X FLANGE 90 DEGREE BENDS, 8 INCH GROUP 3	165.13	165.13

INVITATION TO BID FROM JEFFERSON PARISH - continued

BID NO.: 50-00112075

SEALED BID

ITEM NUMBER	QUANTITY	U/M	DESCRIPTION OF ARTICLES	UNIT PRICE QUOTED	TOTALS
47	1.00	ONLY	0470-MECHANICAL JOINT T X FLANGE 90 DEGREE BENDS, 30 INCH C-110 GROUP 3	5100 ⁰⁰	5100 ⁰⁰
48	1.00	ONLY	0480-MECHANICAL JOINT X FLANGE, 90 DEGREE BENDS, 36 INCH C-110 GROUP 3	7500 ⁰⁰	7500 ⁰⁰
49	1.00	ONLY	0490-MECHANICAL JOINT, 45 DEGREE BENDS 3 INCH GROUP 4 MECHANICAL JOINT, 45 DEGREE BENDS (0490-610)	36.66	36.66
50	1.00	ONLY	0500-MECHANICAL JOINT, 45 DEGREE BENDS 4 INCH GROUP 4	38.71	38.71
51	1.00	ONLY	0510-MECHANICAL JOINT, 45 DEGREE BENDS 6 INCH GROUP 4	62.72	62.72
52	1.00	ONLY	0520-MECHANICAL JOINT, 45 DEGREE BENDS 8 INCH GROUP 4	90.65	90.65
53	1.00	ONLY	0530-MECHANICAL JOINT, 45 DEGREE BENDS 10 INCH GROUP 4	126.90	126.90
54	1.00	ONLY	0540-MECHANICAL JOINT, 45 DEGREE BENDS 12 INCH GROUP 4	196.98	196.98
55	1.00	ONLY	0550-MECHANICAL JOINT, 45 DEGREE BENDS 14 INCH GROUP 4	297.04	297.04
56	1.00	ONLY	0560-MECHANICAL JOINT, 45 DEGREE BENDS 16 INCH	386.12	386.12

INVITATION TO BID FROM JEFFERSON PARISH - continued

BID NO.: 50-00112075

SEALED BID

ITEM NUMBER	QUANTITY	U/M	DESCRIPTION OF ARTICLES	UNIT PRICE QUOTED	TOTALS
			GROUP 4		
57	1.00	ONLY	0570-MECHANICAL JOINT,45 DEGREE BENDS 18 INCH	518.41	518.41
			GROUP 4		
58	1.00	ONLY	0580-MECHANICAL JOINT,45 DEGREE BENDS 20 INCH	594.37	594.37
			GROUP 4		
59	1.00	ONLY	0590-MECHANICAL JOINT,45 DEGREE BENDS 24 INCH	865.83	865.83
			GROUP 4		
60	1.00	ONLY	0600-MECHANICAL JOINT,45 DEGREE BENDS 30 INCH C-110	3250 ⁰⁰	3250 ⁰⁰
			GROUP 4		
61	1.00	ONLY	0610-MECHANICAL JOINT 45 DEGREE BENDS 36 INCH C-110	4850 ⁰⁰	4850 ⁰⁰
			GROUP 4		
62	1.00	ONLY	0620-MECHANICAL JOINT X FLANGE 45 DEGREE BENDS,3 INCH	52.64	52.64
			GROUP 5		
63	1.00	ONLY	0630-MECHANICAL JOINT X FLANGE 45 DEGREE BENDS,4 INCH	56.35	56.35
			GROUP 5		
64	1.00	ONLY	0640-MECHANICAL JOINT X FLANGE 45 DEGREE BENDS,6 INCH	82.32	82.32
			GROUP 5		
65	1.00	ONLY	0650-MECHANICAL JOINT X FLANGE 45 DEGREE BENDS, 8 INCH	158.76	158.76
			GROUP 5		
66	1.00	ONLY	0660-MECHANICAL JOINT,22-1/2 DEGREE BENDS 3 INCH	23.03	23.03
			GROUP 6		

INVITATION TO BID FROM JEFFERSON PARISH - continued

BID NO.: 50-00112075

SEALED BID

ITEM NUMBER	QUANTITY	U/M	DESCRIPTION OF ARTICLES	UNIT PRICE QUOTED	TOTALS
67	1.00	ONLY	MECHANICAL JOINT 22-1/2 DEGREE BENDS (0660-0760)		
			0670-MECHANICAL JOINT,22-1/2 DEGREE BENDS,4 INCH	36.75	36.75
68	1.00	ONLY	GROUP 6		
			0680-MECHANICAL JOINT,22-1/2 DEGREE BENDS,6 INCH	57.33	57.33
69	1.00	ONLY	GROUP 6		
			0690-MECHANICAL JOINT,22-1/2 DEGREE BENDS,8 INCH	88.69	88.69
70	1.00	ONLY	GROUP 6		
			0700-MECHANICAL JOINT,22-1/2 DEGREE BENDS,10 INCH	130.83	130.83
71	1.00	ONLY	GROUP 6		
			0710-MECHANICAL JOINT,22-1/2 DEGREE BENDS,12 INCH	171.99	171.99
72	1.00	ONLY	GROUP 6		
			0720-MECHANICAL JOINT,22-1/2 DEGREE BENDS,14 INCH	300.80	300.80
73	1.00	ONLY	GROUP 6		
			0730-MECHANICAL JOINT,22-1/2 DEGREE BENDS,16 INCH	366.03	366.03
74	1.00	ONLY	GROUP 6		
			0740-MECHANICAL JOINT,22-1/2 DREGREE BENDS,18 INCH	436.63	436.63
75	1.00	ONLY	GROUP 6		
			0750-MECHANICAL JOINT,22-1/2 DEGREE BENDS,20 INCH	609.07	609.07
76	1.00	ONLY	GROUP 6		
			0760-MECHANICAL JOINT,22-1/2 DEGREE BENDS,24 INCHES	806.05	806.05
			GROUP 6		

INVITATION TO BID FROM JEFFERSON PARISH - continued

BID NO.: 50-00112075

SEALED BID

ITEM NUMBER	QUANTITY	U/M	DESCRIPTION OF ARTICLES	UNIT PRICE QUOTED	TOTALS
77	1.00	ONLY	0770-MECHANICAL JOINT, 11-1/4 DEGREE BENDS, 6 INCH GROUP 7 MECHANICAL JOINT, 11-1/4 DEGREE BENDS (0770-800)	59.29	59.29
78	1.00	ONLY	0780-MECHANICAL JOINT, 11-1/4 DEGREE BENDS, 8 INCH GROUP 7	80.85	80.85
79	1.00	ONLY	0790-MECHANICAL JOINT, 11-1/4 DEGREE BENDS, 12 INCH GROUP 7	159.25	159.25
80	1.00	ONLY	0800-MECHANICAL JOINT, 11-1/4 DEGREE BENDS, 20 INCH GROUP 7	565.46	565.46
81	1.00	ONLY	0810-MECHANICAL JOINT TEES, 3 INCH BY 3 INCH GROUP 8 MECHANICAL JOINT TEES (0810-0980)	54.99	54.99
82	1.00	ONLY	0820-MECHANICAL JOINT TEES, 4 INCH BY 4 INCH GROUP 8	63.21	63.21
83	1.00	ONLY	0830-MECHANICAL JOINT TEES, 6 INCH BY 4 INCH GROUP 8	102.90	102.90
84	1.00	ONLY	0840-MECHANICAL JOINT TEES, 6 INCH BY 6 INCH GROUP 8	111.23	111.23
85	1.00	ONLY	0850-MECHANICAL JOINT TEES, 8 INCH BY 6 INCH GROUP 8	138.67	138.67
86	1.00	ONLY	0860-MECHANICAL JOINT TEES, 8 INCH BY 8 INCH	167.09	167.09

INVITATION TO BID FROM JEFFERSON PARISH - continued

BID NO.: 50-00112075

SEALED BID

ITEM NUMBER	QUANTITY	U/M	DESCRIPTION OF ARTICLES	UNIT PRICE QUOTED	TOTALS
			GROUP 8		
87	1.00	ONLY	0870-MECHANICAL JOINT TEES,10 INCH BY 6 INCH	170.14	170.14
			GROUP 8		
88	1.00	ONLY	0880-MECHANICAL JOINT TEES,10 INCH BY 8 INCH	199.28	199.28
			GROUP 8		
89	1.00	ONLY	0890-MECHANICAL JOINT TEES,10 INCH BY 10 INCH	227.48	227.48
			GROUP 8		
90	1.00	ONLY	0900-MECHANICAL JOINT TEES,12 INCH BY 6 INCH	224.42	224.42
			GROUP 8		
91	1.00	ONLY	0910-MECHANICAL JOINT TEES, 12 INCH BY 8 INCH	258.72	258.72
			GROUP 8		
92	1.00	ONLY	0920-MECHANICAL JOINT TEES,12 INCH BY 12 INCH	331.24	331.24
			GROUP 8		
93	1.00	ONLY	0930-MECHANICAL JOINT TEES,16 INCH BY 6 INCH	463.05	463.05
			GROUP 8		
94	1.00	ONLY	0940-MECHANICAL JOINT TEES,16 INCH BY 8 INCH	502.74	502.74
			GROUP 8		
95	1.00	ONLY	0950-MECHANICAL JOINT TEES,16 INCH BY 12 INCH	601.23	601.23
			GROUP 8		
96	1.00	ONLY	0960-MECHANICAL JOINT TEES,16 INCH BY 16 INCH	758.52	758.52
			GROUP 8		
97	1.00	ONLY	0970-MECHANICAL JOINT TEES,24 INCH BY 6 INCH	869.75	869.75

INVITATION TO BID FROM JEFFERSON PARISH - continued

BID NO.: 50-00112075

SEALED BID

ITEM NUMBER	QUANTITY	U/M	DESCRIPTION OF ARTICLES	UNIT PRICE QUOTED	TOTALS
			GROUP 8		
98	1.00	ONLY	0980-MECHANICAL JOINT TEES, 24 INCH BY 24 INCH	1477.84	1477.84
			GROUP 8		
99	1.00	ONLY	0990-MECHANICAL JOINT X FLANGE TEES 6 INCH BY 4 INCH	123.48	123.48
			GROUP 9 MECHANICAL JOINT X FLANGE TEES (0990-1050)		
100	1.00	ONLY	1000-MECHANICAL JOINT X FLANGE TEES 6 INCH BY 6 INCH	134.26	134.26
			GROUP 9		
101	1.00	ONLY	1010-MECHANICAL JOINT X FLANGE TEES 8 INCH BY 6 INCH	154.84	154.84
			GROUP 9		
102	1.00	ONLY	1020-MECHANICAL JOINT X FLANGE TEES 10 INCH BY 10 INCH	348.39	348.39
			GROUP 9		
103	1.00	ONLY	1030-MECHANICAL JOINT X FLANGE TEES 10 INCH BY 6 INCH	244.40	244.40
			GROUP 9		
104	1.00	ONLY	1040-MECHANICAL JOINT X FLANGE TEES, 12 INCH BY 6 INCH	292.53	292.53
			GROUP 9		
105	1.00	ONLY	1050-MECHANICAL JOINT X FLANGE TEES 16 INCH BY 12 INCH	777.14	777.14
			GROUP 9		
106	1.00	ONLY	1060-MECHANICAL JOINT X SWIVEL TEES, 6 INCH BY 6 INCH	128.38	128.38
			GROUP 10		
107	1.00	ONLY	1070-MECHANICAL JOINT X SWIVEL TEES, 8 INCH BY 6 INCH	161.21	161.21

INVITATION TO BID FROM JEFFERSON PARISH - continued

BID NO.: 50-00112075

SEALED BID

ITEM NUMBER	QUANTITY	U/M	DESCRIPTION OF ARTICLES	UNIT PRICE QUOTED	TOTALS
			GROUP 10		
108	1.00	ONLY	1080-MECHANICAL JOINT X SWIVEL TEES 8 INCH BY 8 INCH	234.71	234.71
			GROUP 10		
109	1.00	ONLY	1090-MECHANICAL JOINT X SWIVEL TEES, 10 INCH BY 6 INCH	190.82	190.82
			GROUP 10		
110	1.00	ONLY	1100-MECHANICAL JOINT X SWIVEL TEES 12 INCH BY 6 INCH	230.30	230.30
			GROUP 10		
111	1.00	ONLY	1110-MECHANICAL JOINT X SWIVEL TEES 12 INCH BY 8 INCH	332.22	332.22
			GROUP 10		
112	1.00	ONLY	1120-MECHANICAL JOINT X SWIVEL TEES 14 INCH BY 6 INCH	501.96	501.96
			GROUP 10		
113	1.00	ONLY	1130-MECHANICAL JOINT X SWIVEL TEES 16 INCH BY 6 INCH	409.15	409.15
			GROUP 10		
114	1.00	ONLY	1140-MECHANICAL JOINT X SWIVEL TEES 20 INCH BY 6 INCH	671.30	671.30
			GROUP 10		
115	1.00	ONLY	1150-MECHANICAL JOINT CROSSES, 4 INCH BY 4 INCH	127.40	127.40
			GROUP 11 MECHANICAL JOINT CROSSES (1150-1170)		
116	1.00	ONLY	1160-MECHANICAL JOINT CROSSES 4 INCH BY 6 INCH	139.16	139.16
			GROUP 11		
117	1.00	ONLY	1170-MECHANICAL JOINT CROSSES 6 INCH BY 6 INCH	161.70	161.70

INVITATION TO BID FROM JEFFERSON PARISH - continued

BID NO.: 50-00112075

SEALED BID

ITEM NUMBER	QUANTITY	U/M	DESCRIPTION OF ARTICLES	UNIT PRICE QUOTED	TOTALS
			GROUP 11		
118	1.00	ONLY	1180-MECHANICAL JOINT CONCENTRIC REDUCERS 4 INCH BY 3 INCH	37.13	37.13
			GROUP 12 MECHANICAL JOINT CONCENTRIC REDUCERS (1180-1280)		
119	1.00	ONLY	1190-MECHANICAL JOINT CONCENTRIC REDUCERS 6 INCH BY 4 INCH	44.59	44.59
			GROUP 12		
120	1.00	ONLY	1200-MECHANICAL JOINT CONCENTRIC REDUCERS 8 INCH BY 4 INCH	60.27	60.27
			GROUP 12		
121	1.00	ONLY	1210-MECHANICAL JOINT CONCENTRIC REDUCERS 8 INCH BY 6 INCH	65.17	65.17
			GROUP 12		
122	1.00	ONLY	1220-MECHANICAL JOINT CONCENTRIC REDUCERS 10 INCH BY 6 INCH	79.90	79.90
			GROUP 12		
123	1.00	ONLY	1230-MECHANICAL JOINT CONCENTRIC REDUCERS 10 INCH BY 8 INCH	87.42	87.42
			GROUP 12		
124	1.00	ONLY	1240-MECHANICAL JOINT CONCENTRIC REDUCERS 12 INCH BY 6 INCH	109.76	109.76
			GROUP 12		
125	1.00	ONLY	1250-MECHANICAL JOINT CONCENTRIC REDUCERS 12 INCH BY 8 INCH	112.70	112.70
			GROUP 12		
126	1.00	ONLY	1260-MECHANICAL JOINT CONCENTRIC REDUCERS 12 INCH BY 10 INCH	118.44	118.44
			GROUP 12		
127	1.00	ONLY	1270-MECHANICAL JOINT CONCENTRIC REDUCERS 14 INCH BY 6 INCH	241.58	241.58

INVITATION TO BID FROM JEFFERSON PARISH - continued

BID NO.: 50-00112075

SEALED BID

ITEM NUMBER	QUANTITY	U/M	DESCRIPTION OF ARTICLES	UNIT PRICE QUOTED	TOTALS
			GROUP 12		
128	1.00	ONLY	1280-MECHANICAL JOINT CONCENTRIC REDUCERS 16 INCH BY 20 INCH	386.61	386.61
			GROUP 12		
129	1.00	ONLY	1290-MECHANICAL JOINT X FLANGE ADAPTERS 4 INCH	47.53	47.53
			GROUP 13		
			MECHANICAL JOINT X FLANGED ADAPTERS (1290-1320)		
130	1.00	ONLY	1300-MECHANICAL JOINT X FLANGE ADAPTERS 6 INCH	61.74	61.74
			GROUP 13		
131	1.00	ONLY	1310-MECHANICAL JOINT X FLANGE ADAPTERS, 8 INCH	93.59	93.59
			GROUP 13		
132	1.00	ONLY	1320-MECHANICAL JOINT X FLANGE ADAPTERS, 24 INCH	781.55	781.55
			GROUP 13		
133	1.00	ONLY	1330-MECHANICAL JOINT CAP, 4 INCH GROUP 14	18.13	18.13
			MECHANICAL JOINT CAPS (1330-1400)		
134	1.00	ONLY	1340-MECHANICAL JOINT CAP, 6 INCH GROUP 14	31.85	31.85
135	1.00	ONLY	1350-MECHANICAL JOINT CAP, 8 INCH GROUP 14	49.98	49.98
136	1.00	ONLY	1360-MECHANICAL JOINT CAP, 10 INCH GROUP 14	62.51	62.51
137	1.00	ONLY	1380-MECHANICAL JOINT CAP, 14 INCH GROUP 14	138.65	138.65

INVITATION TO BID FROM JEFFERSON PARISH - continued

BID NO.: 50-00112075

SEALED BID

ITEM NUMBER	QUANTITY	U/M	DESCRIPTION OF ARTICLES	UNIT PRICE QUOTED	TOTALS
138	1.00	ONLY	1390-MECHANICAL JOINT CAP,16 INCH GROUP 14	193.55	193.55
139	1.00	ONLY	1400-MECHANICAL JOINT CAP,20 INCH GROUP 14	301.35	301.35
140	1.00	ONLY	1410-MECHANICAL JOINT PLUG,4 INCH GROUP 15	20.58	20.58
			MECHANICAL JOINT PLUGS (1410-1480)		
141	1.00	ONLY	1420-MECHANICAL JOINT PLUG,6 INCH GROUP 15	38.22	38.22
142	1.00	ONLY	1430-MECHANICAL JOINT PLUG,8 INCH GROUP 15	58.31	58.31
143	1.00	ONLY	1440-MECHANICAL JOINT PLUG,10 INCH GROUP 15	94.47	94.47
144	1.00	ONLY	1450-MECHANICAL JOINT PLUG,12 INCH GROUP 15	101.43	101.43
145	1.00	ONLY	1460-MECHANICAL JOINT PLUG,14 INCH GROUP 15	193.64	193.64
146	1.00	ONLY	1470-MECHANICAL JOINT PLUG,16 INCH GROUP 15	257.74	257.74
147	1.00	ONLY	1480-MECHANICAL JOINT PLUG,18 INCH GROUP 15	307.85	307.85
148	1.00	ONLY	1490-MECHANICAL JOINT OFFSET,4 INCH BY 12 INCH	93.59	93.59
			GROUP 16 MECHANICAL JOINT OFFSETS (1490-1520)		
149	1.00	ONLY	1500-MECHANICAL JOINT OFFSET, 6 INCH BY 12 INCH	160.72	160.72

INVITATION TO BID FROM JEFFERSON PARISH - continued

BID NO.: 50-00112075

SEALED BID

ITEM NUMBER	QUANTITY	U/M	DESCRIPTION OF ARTICLES	UNIT PRICE QUOTED	TOTALS
			GROUP 16		
150	1.00	ONLY	1510-MECHANICAL JOINT OFFSET, 8 INCH BY 12 INCH	229.32	229.32
			GROUP 16		
151	1.00	ONLY	1520-MECHANICAL JOINT OFFSET, 12 INCH BY 12 INCH	398.37	398.37
			GROUP 16		
152	1.00	ONLY	1530-PRICE BROTHERS PIPE ADAPTER KITS, 16 INCH BY 24 INCH LENGTH	4404 ⁰⁰	4404 ⁰⁰
			GROUP 17 PRICE BROTHERS REPAIR ADAPTER KITS (1530-1600)		
153	1.00	ONLY	1540-PRICE BROTHERS PIPE ADAPTER KITS, 18 INCH 24 INCH LENGTH	5069 ⁰⁰	5069 ⁰⁰
			GROUP 17		
154	1.00	ONLY	1550-PRICE BROTHERS PIPE ADAPTER KITS, 20 INCH 24 INCH LENGTH	5909 ⁰⁰	5909 ⁰⁰
			GROUP 17		
155	1.00	ONLY	1560-PRICE BROTHERS PIPE ADAPTER KITS 24 INCH 24 INCH LENGTH	5900 ⁰⁰	5900 ⁰⁰
			GROUP 17		
156	1.00	ONLY	1570-PRICE BROTHERS PIPE ADAPTER KITS, 30 INCH 24 INCH LENGTH	7132 ⁰⁰	7132 ⁰⁰
			GROUP 17		
157	1.00	ONLY	1580-PRICE BROTHERS PIPE ADAPTER KITS, 36 INCH 24 INCH LENGTH	8300 ⁰⁰	8300 ⁰⁰
			GROUP 17		
158	1.00	ONLY	1590-PRICE BROTHERS PIPE ADAPTER KITS, 42 INCH 24 INCH LENGTH	11200 ⁰⁰	11200 ⁰⁰
			GROUP 17		
159	1.00	ONLY	1600-PRICE BROTHERS PIPE ADAPTER KITS, 48 INCH 24 INCH LENGTH	13100 ⁰⁰	13100 ⁰⁰

INVITATION TO BID FROM JEFFERSON PARISH - continued

BID NO.: 50-00112075

SEALED BID

ITEM NUMBER	QUANTITY	U/M	DESCRIPTION OF ARTICLES	UNIT PRICE QUOTED	TOTALS
			GROUP 17		
160	1.00	ONLY	1610-FLANGED JOINT, 11-1/4 DEGREE BEND (PROTECTO 401 CERAMIC INTERIOR LINING) 4 INCH	166.40	166.40
161	1.00	ONLY	1620-FLANGED JOINT, 11-1/4 DEGREE BEND (PROTECTO 401 CERAMIC INTERIOR LINING) 6 INCH	255.05	255.05
162	1.00	ONLY	1630-FLANGED JOINT, 22-1/2 DEGREE BEND (PROTECTO 401 CERAMIC INTERIOR LINING) 4 INCH	148.85	148.85
163	1.00	ONLY	1640-FLANGED JOINT, 22-1/2 DEGREE BEND (PROTECTO 401 CERAMIC INTERIOR LINING) 6 INCH	494.55	494.55
164	1.00	ONLY	1650-FLANGED JOINT, 22-1/2 DEGREE BEND (PROTECTO 401 CERAMIC INTERIOR LINING) 8 INCH	326.60	326.60
165	1.00	ONLY	1660-FLANGED JOINT, 22-1/2 DEGREE BEND (PROTECTO 401 CERAMIC INTERIOR LINING) 10 INCH	471.95	471.95
166	1.00	ONLY	1670-FLANGED JOINT, 22-1/2 DEGREE BEND (PROTECTO 401 CERAMIC INTERIOR LINING) 12 INCH	648.80	648.80
167	1.00	ONLY	1680-FLANGED JOINT, 22-1/2 DEGREE BEND (PROTECTO 401 CERAMIC INTERIOR LINING) 14 INCH	824.30	824.30
168	1.00	ONLY	1690-FLANGED JOINT, 22-1/2 DEGREE BEND (PROTECTO 401 CERAMIC INTERIOR LINING) 16 INCH	917.90	917.90
169	1.00	ONLY	1700-FLANGED JOINT, 45 DEGREE BEND (PROTECTO 401 CERAMIC INTERIOR LINING) 3 INCH	149.30	149.30

INVITATION TO BID FROM JEFFERSON PARISH - continued

BID NO.: 50-00112075

SEALED BID

ITEM NUMBER	QUANTITY	U/M	DESCRIPTION OF ARTICLES	UNIT PRICE QUOTED	TOTALS
170	1.00	ONLY	1710-FLANGED JOINT, 45 DEGREE BEND (PROTECTO 402 CERAMIC INTERIOR LINING) 4 INCH	149.30	149.30
171	1.00	ONLY	1720-FLANGED JOINT, 45 DEGREE BEND (PROTECTO 402 CERAMIC INTERIOR LINING) 6 INCH	228.05	228.05
172	1.00	ONLY	1730-FLANGED JOINT, 45 DEGREE BEND (PROTECTO 401 CERAMIC INTERIOR LINING) 8 INCH	330.20	330.20
173	1.00	ONLY	1740-FLANGED JOINT 45 DEGREE BEND (PROTECTO 401 CERAMIC INTERIOR LINING) 10 INCH	485.90	485.90
174	1.00	ONLY	1750-FLANGED JOINT, 45 DEGREE BEND (PROTECTO 401 CERAMIC INTERIOR LINING) 2 INCH	149.30	149.30
175	1.00	ONLY	1760-FLANGED JOINT, 45 DEGREE BEND (PROTECTO 401 CERAMIC INTERIOR LINING) 14 INCH	729.35	729.35
176	1.00	ONLY	1770-FLANGED JOINT, 45 DEGREE BEND (PROTECTO 401 CERAMIC INTERIOR LINING) 16 INCH	896.30	896.30
177	1.00	ONLY	1780-FLANGED JOINT, 45 DEGREE BEND (PROTECTO 401 CERAMIC INTERIOR LINING) 18 INCH	1152.80	1152.80
178	1.00	ONLY	1790-FLANGED JOINT, 45 DEGREE BEND (PROTECTO 401 CERAMIC INTERIOR LINING) 20 INCH	1449.80	1449.80
179	1.00	ONLY	1800-FLANGED JOINT, 45 DEGREE BEND (PROTECTO 401 CERAMIC INTERIOR LINING) 24 INCH	1947.95	1947.95
180	1.00	ONLY	1810-FLANGED JOINT, 90 DEGREE BEND (PROTECTO 401 CERAMIC INTERIOR LINING)	159.65	159.65

INVITATION TO BID FROM JEFFERSON PARISH - continued

BID NO.: 50-00112075

SEALED BID

ITEM NUMBER	QUANTITY	U/M	DESCRIPTION OF ARTICLES	UNIT PRICE QUOTED	TOTALS
181	1.00	ONLY	3 INCH 1820-FLANGED JOINT,90 DEGREE BEND (PROTECTO 401 CERAMIC INTERIOR LINING)	159.65	159.65
182	1.00	ONLY	4 INCH 1830-FLANGED JOINT,90 DEGREE BEND (PROTECTO 401 CERAMIC INTERIOR LINING)	245.15	245.15
183	1.00	ONLY	6 INCH 1840-FLANGED JOINT,90 DEGREE BEND (PROTECTO 401 CERAMIC INTERIOR LINING)	372.50	372.50
184	1.00	ONLY	8 INCH 1850-FLANGED JOINT,90 DEGREE BEND (PROTECTO 401 CERAMIC INTERIOR LINING)	546.20	546.20
185	1.00	ONLY	10 INCH 1860-FLANGED JOINT,90 DEGREE BEND (PROTECTO 401 CERAMIC INTERIOR LINING)	695.60	695.60
186	1.00	ONLY	12 INCH 1870-FLANGED JOINT,90 DEGREE BEND (PROTECTO 401 CERAMIC INTERIOR LINING)	870.20	870.20
187	1.00	ONLY	14 INCH 1890-FLANGED JOINT,90 DEGREE BEND (PROTECTO 401 CERAMIC INTERIOR LINING)	1349.00	1349.00
188	1.00	ONLY	18 INCH 1900-FLANGED JOINT,90 DEGREE BEND (PROTECTO 401 CERAMIC INTERIOR LINING)	1641.95	1641.95
189	1.00	ONLY	20 INCH 1910-FLANGED JOINT,90 DEGREE BEND (PROTECTO 401 CERAMIC INTERIOR LINING)	2529.80	2529.80
190	1.00	ONLY	24 INCH 1920-FLANGED JOINT,90 DEGREE BEND (PROTECTO 401 CERAMIC INTERIOR LINING) 12 INCH BY 10 INCH	724.85	724.85

DATE: 1/14/2015

Page 25

INVITATION TO BID FROM JEFFERSON PARISH - continued

BID NO.: 50-00112075

SEALED BID

ITEM NUMBER	QUANTITY	U/M	DESCRIPTION OF ARTICLES	UNIT PRICE QUOTED	TOTALS
191	1.00	ONLY	1930-FLANGED JOINT,90 DEGREE BEND REDUCING (PROTECTO 401 CERAMIC INTERIOR LINING) 14 INCH BY 10 INCH	863. ⁰⁰	863. ⁰⁰
192	1.00	ONLY	1940-FLANGED JOINT,CROSSES (PROTECTO 401 CERAMIC INTERIOR LINING) 4 INCH BY 4 INCH	246.05	246.05
193	1.00	ONLY	1950-FLANGED JOINT,CROSSES (PROTECTO 401 CERAMIC INTERIOR LINING) 6 INCH BY 6 INCH	392.75	392.75
194	1.00	ONLY	1960-FLANGED JOINT,CROSSES (PROTECTO 401 CERAMIC INTERIOR LINING) 8 INCH BY 8 INCH	570.95	570.95
195	1.00	ONLY	1970-FLANGED JOINT,CROSSES (PROTECTO 401 CERAMIC INTERIOR LINING) 10 INCH BY 10 INCH	1030.85	1030.85
196	1.00	ONLY	1980-FLANGED JOINT,CROSSES (PROTECTO 401 CERAMIC INTERIOR LINING) 12 INCH BY 12 INCH	1180.70	1180.70
197	1.00	ONLY	1990-FLANGED JOINT,CROSSES (PROTECTO 401 CERAMIC INTERIOR LINING) 12 INCH BY 6 INCH	1038.95	1038.95
198	1.00	ONLY	2000-FLANGED JOINT,CROSSES (PROTECTO 401 CERAMIC INTERIOR LINING) 16 INCH BY 6 INCH	1551.05	1551.05
199	1.00	ONLY	2010-FLANGED JOINT,CONCENTRIC REDUCERS (PROTECTO 401 CERAMIC INTERIOR LINING) 4 INCH BY 3 INCH	129.05	129.05
200	1.00	ONLY	2020-FLANGED JOINT,CONCENTRIC REDUCERS (PROTECTO 401 CERAMIC INTERIOR LINING) 6 INCH BY 3 INCH	203.30	203.30
201	1.00	ONLY	2030-FLANGED JOINT,CONCENTRIC REDUCERS (PROTECTO 401 CERAMIC INTERIOR LINING)	200.15	200.15

INVITATION TO BID FROM JEFFERSON PARISH - continued

BID NO.: 50-00112075

SEALED BID

ITEM NUMBER	QUANTITY	U/M	DESCRIPTION OF ARTICLES	UNIT PRICE QUOTED	TOTALS
202	1.00	ONLY	6 INCH BY 4 INCH 2040-FLANGED JOINT, CONCENTRIC REDUCERS (PROTECTO 401 CERAMIC INTERIOR LINING)	297.80	297.80
203	1.00	ONLY	8 INCH BY 6 INCH 2050-FLANGED JOINT, CONCENTRIC REDUCERS (PROTECTO 401 CERAMIC INTERIOR LINING)	380.60	380.60
204	1.00	ONLY	10 INCH BY 6 INCH 2060-FLANGED JOINT, CONCENTRIC REDUCERS (PROTECTO 401 CERAMIC INTERIOR LINING)	433.70	433.70
205	1.00	ONLY	10 INCH BY 8 INCH 2070-FLANGED JOINT, CONCENTRIC REDUCERS (PROTECTO 401 CERAMIC INTERIOR LINING)	516.50	516.50
206	1.00	ONLY	12 INCH BY 6 INCH 2080-FLANGED JOINT, CONCENTRIC REDUCERS (PROTECTO 401 CERAMIC INTERIOR LINING)	554.75	554.75
207	1.00	ONLY	12 INCH BY 8 INCH 2090-FLANGED JOINT, CONCENTRIC REDUCERS (PROTECTO 401 CERAMIC INTERIOR LINING)	600.65	600.65
208	1.00	ONLY	12 INCH BY 10 INCH 2100-FLANGED JOINT, CONCENTRIC REDUCERS (PROTECTO 401 CERAMIC INTERIOR LINING)	693.80	693.80
209	1.00	ONLY	14 INCH BY 8 INCH 2110-FLANGED JOINT, CONCENTRIC REDUCERS (PROTECTO 401 CERAMIC INTERIOR LINING)	738.80	738.80
210	1.00	ONLY	14 INCH BY 10 INCH 2120-FLANGED JOINT, CONCENTRIC REDUCERS (PROTECTO 401 CERAMIC INTERIOR LINING)	878.75	878.75
211	1.00	ONLY	16 INCH BY 12 INCH 2130-FLANGED JOINT, CONCENTRIC REDUCERS (PROTECTO 401 CERAMIC INTERIOR LINING)	776.15	776.15
			16 INCH BY 10 INCH		

INVITATION TO BID FROM JEFFERSON PARISH - continued

BID NO.: 50-00112075

SEALED BID

ITEM NUMBER	QUANTITY	U/M	DESCRIPTION OF ARTICLES	UNIT PRICE QUOTED	TOTALS
212	1.00	ONLY	2140-FLANGED JOINT,TEE(PROTECTO 401 CERAMIC INTERIOR LINING) 4 INCH BY 4 INCH BY 4 INCH	237.05	237.05
213	1.00	ONLY	2150-FLANGED JOINT,TEE(PROTECTO 401 CERAMIC INTERIOR LINING) 6 INCH BY 6 INCH BY 4 INCH	336.05	336.05
214	1.00	ONLY	2160-FLANGED JOINT,TEES (PROTECTO 401 CERAMIC INTERIOR LINING) 6 INCH BY 6 INCH BY 6 INCH	313.10	313.10
215	1.00	ONLY	2170-FLANGED JOINT,TEES (PROTECTO 401 CERAMIC INTERIOR LINING) 8 INCH BY 8 INCH BY 6 INCH	442.25	442.25
216	1.00	ONLY	2180-FLANGED JOINT,TEES(PROTECTO 401 CERAMIC INTERIOR LINING) 8 INCH BY 8 INCH BY 8 INCH	490.40	490.40
217	1.00	ONLY	2190-FLANGED JOINT,TEES (PROTECTO 401 CERAMIC INTERIOR LINING) 10 INCH BY 10 INCH BY 6 INCH	610.55	610.55
218	1.00	ONLY	2200-FLANGED JOINT,TEES (PROTECTO 401 CERAMIC INTERIOR LINING) 10 INCH BY 10 INCH BY 10 INCH	708.65	708.65
219	1.00	ONLY	2210-FLANGED JOINT,TEES (PROTECTO 401 CERAMIC INTERIOR LINING) 12 INCH BY 12 INCH BY 6 INCH	822.95	822.95
220	1.00	ONLY	2220-FLANGED JOINT,TEES(PROTECTO 401 CERAMIC INTERIOR LINING) 12 INCH BY 12 INCH BY 8 INCH	856.25	856.25
221	1.00	ONLY	2230-FLANGED JOINT,TEES(PROTECTO 401 CERAMIC INTERIOR LINING) 12 INCH BY 12 INCH BY 12 INCH	989.00	989.00
222	1.00	ONLY	2240-FLANGED JOINT,TEES (PROTECTO 401 CERAMIC INTERIOR LINING)	1216.70	1216.70

INVITATION TO BID FROM JEFFERSON PARISH - continued

BID NO.: 50-00112075

SEALED BID

ITEM NUMBER	QUANTITY	U/M	DESCRIPTION OF ARTICLES	UNIT PRICE QUOTED	TOTALS
223	1.00	ONLY	14 INCH BY 14 INCH BY 6 INCH 2250-FLANGED JOINT, TEES (PROTECTO 401 CERAMIC INTRIOR LINING)	1282.40	1282.40
224	1.00	ONLY	14 INCH BY 14 INCH BY 10 INCH 2260-FLANGED JOINT, TEES (PROTECTO 401 CERAMIC INTRIOR LINING)	1449.80	1449.80
225	1.00	ONLY	16 INCH BY 16 INCH BY 16 INCH 2270-FLANGED JOINT, TRUE WYES (PROTECTO 401 CERAMIC INTRIOR LINING) 4 INCH	214.79	214.79
226	1.00	ONLY	2280-MECHANICAL JOINT, 11-1/4 DEGREE BEND (PROTECTO 401 CERAMIC INTERIOR LINING) 4 INCH	101.60	101.60
227	1.00	ONLY	2290-MECHANICAL JOINT, 11-1/4 DEGREE BEND (PROTECTO 401 CERAMIC INTERIOR LINING) 6 INCH	160.10	160.10
228	1.00	ONLY	2300-MECHANICAL JOINT, 22-1/2 DEGREE BEND (PROTECTO 401 CERAMIC INTERIOR LINING) 4 INCH	103.85	103.85
229	1.00	ONLY	2310-MECHANICAL JOINT, 22-1/2 DEGREE BEND (PROTECTO 401 CERAMIC INTERIOR LINING) 6 INCH	158.30	158.30
230	1.00	ONLY	2320-MECHANICAL JOINT, 22-1/2 DEGREE BEND (PROTECTO 401 CERAMIC INTERIOR LINING) 8 INCH	224.90	224.90
231	1.00	ONLY	2330-MECHANICAL JOINT, 22-1/2 DEGREE BEND (PROTECTO 401 CERAMIC INTERIOR LINING) 10 INCH	302.75	302.75
232	1.00	ONLY	2340-MECHANICAL JOINT, 22-1/2 DEGREE BEND (PROTECTO 401 CERAMIC INTERIOR LINING) 12 INCH	380.15	380.15
233	1.00	ONLY	2350-MECHANICAL JOINT, 22-1/2 DEGREE BEND (PROTECTO 401 CERAMIC INTERIOR LINING)	563.30	563.30

INVITATION TO BID FROM JEFFERSON PARISH - continued

BID NO.: 50-00112075

SEALED BID

ITEM NUMBER	QUANTITY	U/M	DESCRIPTION OF ARTICLES	UNIT PRICE QUOTED	TOTALS
234	1.00	ONLY	14 INCH 2360-MECHANICAL JOINT,45 DEGREE BEND (PROTECTO 401 CERAMIC INTERIOR LINING)	105.20	105.20
235	1.00	ONLY	4 INCH 2370-MECHANICAL JOINT,45 DEGREE BEND (PROTECTO 401 CERAMIC INTERIOR LINING)	163.70	163.70
236	1.00	ONLY	6 INCH 2380-MECHANICAL JOINT,45 DEGREE BEND (PROTECTO 401 CERAMIC INTERIOR LINING)	226.70	226.70
237	1.00	ONLY	8 INCH 2390-MECHANICAL JOINT,45 DEGREE BEND (PROTECTO 401 CERAMIC INTERIOR LINING)	303.20	303.20
238	1.00	ONLY	10 INCH 2400-MECHANICAL JOINT,45 DEGREE BEND (PROTECTO 401 CERAMIC INTERIOR LINING)	406.25	406.25
239	1.00	ONLY	12 INCH 2410-MECHANICAL JOINT,45 DEGREE BEND (PROTECTO 401 CERAMIC INTERIOR LINING)	559.70	559.70
240	1.00	ONLY	14 INCH 2420-MECHANICAL JOINT,90 DEGREE BEND (PROTECTO 401 CERAMIC INTERIOR LINING)	113.75	113.75
241	1.00	ONLY	4 INCH 2430-MECHANICAL JOINT,90 DEGREE BEND (PROTECTO 401 CERAMIC INTERIOR LINING)	178.55	178.55
242	1.00	ONLY	6 INCH 2440-MECHANICAL JOINT,90 DEGREE BEND (PROTECTO 401 CERAMIC INTERIOR LINING)	249.65	249.65
243	1.00	ONLY	8 INCH 2450-MECHANICAL JOINT,90 DEGREE BEND (PROTECTO 401 CERAMIC INTERIOR LINING)	357.80	357.80
			10 INCH		

INVITATION TO BID FROM JEFFERSON PARISH - continued

BID NO.: 50-00112075

SEALED BID

ITEM NUMBER	QUANTITY	U/M	DESCRIPTION OF ARTICLES	UNIT PRICE QUOTED	TOTALS
244	1.00	ONLY	2460-MECHANICAL JOINT,90 DEGREE BEND (PROTECTO 401 CERAMIC INTERIOR LINING) 12 INCH	449.90	449.90
245	1.00	ONLY	2470-MECHANICAL JOINT,90 DEGREE BEND (PROTECTO 401 CERAMIC INTERIOR LINING) 14 INCH	653.30	653.30
246	1.00	ONLY	2480-MECHANICAL JOINT,CROSSES (PROTECTO 401 CERAMIC INTERIOR LINING) 4 INCH BY 4 INCH	204.65	204.65
247	1.00	ONLY	2490-MECHANICAL JOINT,CORSSSES (PROTECTO 401 CEERAMIC INTERIOR LINING) 6 INCH BY 6 INCH	269.00	269.00
248	1.00	ONLY	2500-MECHANICAL JOINT,CROSSES (PROTECTO 401 CERAMIC INTERIOR LINING) 8 INCH BY 8 INCH	300.05	300.05
249	1.00	ONLY	2500-MECHANICAL JOINT,CROSSES (PROTECTO 401 CERAMIC INTERIOR LINING) 8 INCH BY 8 INCH	300.05	300.05
250	1.00	ONLY	2510-MECHANICAL JOINT,CROSSES (PROTECTO 401 CERAMIC INTERIOR LINING) 10 INCH BY 10 INCH	463.85	463.85
251	1.00	ONLY	2520-MECHANICAL JOINT,CROSSES (PROTECTO 401 CERAMIC INTERIOR LINING) 12 INCH BY 12 INCH	723.50	723.50
252	1.00	ONLY	2530-MECHANICAL JOINT,CROSSES (PROTECTO 401 CEERAMIC INTERIOR LINING) 12 INCH BY 6 INCH	486.35	486.35
253	1.00	ONLY	2540-MECHANICAL JOINT,CONCENTRIC REDUCER (PROTECTO 401 CERAMIC INTERIOR LINING) 4 INCH BY 3 INCH	144.80	144.80
254	1.00	ONLY	2550-MECHANICAL JOINT,CONCENTRIC REDUCER (PROTECTO 401 CERAMIC INTERIOR LINING)	151.55	151.55

INVITATION TO BID FROM JEFFERSON PARISH - continued

BID NO.: 50-00112075

SEALED BID

ITEM NUMBER	QUANTITY	U/M	DESCRIPTION OF ARTICLES	UNIT PRICE QUOTED	TOTALS
255	1.00	ONLY	6 INCH BY 3 INCH 2560-MECHANICAL JOINT, CONCENTRIC REDUCER (PROTECTO 401 CERAMIC INTERIOR LINING)	144.80	144.80
256	1.00	ONLY	6 INCH BY 4 INCH 2570-MECHANICAL JOINT, CONCENTRIC REDUCER (PROTECTO 401 CERAMIC INTERIOR LINING)	199.25	199.25
257	1.00	ONLY	8 INCH BY 6 INCH 2580-MECHANICAL JOINT, CONCENTRIC REDUCER (PROTECTO 401 CERAMIC INTERIOR LINING)	252.35	252.35
258	1.00	ONLY	10 INCH BY 6 INCH 2590-MECHANICAL JOINT, CONCENTRIC REDUCER (PROTECTO 401 CERAMIC INTERIOR LINING)	260.90	260.90
259	1.00	ONLY	10 INCH BY 8 INCH 2600-MECHANICAL JOINT, CONCENTRIC REDUCER (PROTECTO 401 CERAMIC INTERIOR LINING)	300.05	300.05
260	1.00	ONLY	12 INCH BY 6 INCH 2610-MECHANICAL JOINT, CONCENTRIC REDUCER (PROTECTO 401 CERAMIC INTERIOR LINING)	316.25	316.25
261	1.00	ONLY	12 INCH BY 8 INCH 2620-MECHANICAL JOINT, CONCENTRIC REDUCER (PROTECTO 401 CERAMIC INTERIOR LINING)	329.30	329.30
262	1.00	ONLY	12 INCH BY 10 INCH 2630-MECHANICAL JOINT, CONCENTRIC REDUCER (PROTECTO 401 CERAMIC INTERIOR LINING)	507.95	507.95
263	1.00	ONLY	14 INCH BY 8 INCH 2640-MECHANICAL JOINT, TEES (PROTECTO 401 CERAMIC INTERIOR LINING)	129.50	129.50
264	1.00	ONLY	4 INCH BY 4 INCH BY 4 INCH 2650-MECHANICAL JOINT, TEES (PROTECTO 401 CERAMIC INTERIOR LINING)	207.35	207.35
			6 INCH BY 6 INCH BY 4 INCH		

INVITATION TO BID FROM JEFFERSON PARISH - continued

BID NO.: 50-00112075

SEALED BID

ITEM NUMBER	QUANTITY	U/M	DESCRIPTION OF ARTICLES	UNIT PRICE QUOTED	TOTALS
265	1.00	ONLY	2660-MECHANICAL JOINT,TEES(PROTECTO 401 CERAMIC INTERIOR LINING) 6 INCH BY 6 INCH BY 6 INCH	216.35	216.35
266	1.00	ONLY	2670-MECHANICAL JOINT,TEES(PROTECTO 401 CERAMIC INTERIOR LINING) 8 INCH BY 8 INCH BY 6 INCH	277.55	277.55
267	1.00	ONLY	2680-MECHANICAL JOINT,TEES(PROTECTO 401 CERAMIC INTERIOR LINING) 8 INCH BY 8 INCH BY 8 INCH	307.25	307.25
268	1.00	ONLY	2690-MECHANICAL JOINT,TEES(PROTECTO 401 CERAMIC INTERIOR LINING) 10 INCH BY 10 INCH BY 6 INCH	352.70	352.70
269	1.00	ONLY	2700-MECHANICAL JOINT,TEES(PROTECTO 401 CERAMIC INTERIOR LINING) 10 INCH BY 10 INCH BY 10 INCH	415.70	415.70
270	1.00	ONLY	2710-MECHANICAL JOINT,TEES(PROTECTO 401 CERAMIC INTERIOR LINING) 12 INCH BY 12 INCH BY 6 INCH	434.60	434.60
271	1.00	ONLY	2720-MECHANICAL JOINT,TEES(PROTECTO 401 CERAMIC INTERIOR LINING) 12 INCH BY 12 INCH BY 8 INCH	471.95	471.95
272	1.00	ONLY	2730-MECHANICAL JOINT,TEES(PROTECTO 401 CERAMIC INTERIOR LINING) 12 INCH BY 12 INCH BY 12 INCH	549.35	549.35
273	1.00	ONLY	2740-MECHANICAL JOINT,TEES(PROTECTO 401 CERAMIC INTERIOR LINING) 14 INCH BY 14 INCH BY 6 INCH	630.35	630.35
274	1.00	ONLY	2750-MECHANICAL JOINT,TEES(PROTECTO 401 CERAMIC INTERIOR LINING) 14 INCH BY 14 INCH BY 10 INCH	843.65	843.65

Ductile Iron Fittings

(Ductile Iron Fittings and Price Brothers' Pipe Adapter Kits)

Contract

ITEMS INCLUDED IN THIS CONTRACT:

- GROUP 1. Mechanical joint repair sleeves (lines 0010 thru 0300)
- GROUP 2. Mechanical joint 90 degree bends (lines 0310 thru 0420)
- GROUP 3. Mechanical joint x flange 90 degree bends (lines 0430 thru 0480)
- GROUP 4. Mechanical joint 45 degree bends (lines 0490 thru 0610)
- GROUP 5. Mechanical joint x flange 45 degree bends (lines 0620 thru 0650)
- GROUP 6. Mechanical joint 22-1/2 degree bends (lines 0660 thru 0750)
- GROUP 7. Mechanical joint 11-1/4 degree bends (lines 0760 thru 0800)
- GROUP 8. Mechanical joint tees (lines 0810 thru 0980)
- GROUP 9. Mechanical joint x flange tees (lines 0990 thru 1050)
- GROUP 10. Mechanical joint swivel tees (lines 1060 thru 1140)
- GROUP 11. Mechanical joint crosses (lines 1150 thru 1170)
- GROUP 12. Mechanical joint concentric reducers (lines 1180 thru 1280)
- GROUP 13. Mechanical joint x flange adapters (lines 1290 thru 1320)
- GROUP 14. Mechanical joint caps (lines 1330 thru 1400)
- GROUP 15. Mechanical joint plugs (lines 1410 thru 1480)
- GROUP 16. Mechanical joint offsets (lines 1490 thru 1520)
- GROUP 17. Price Brothers Adapter Kits (lines 1530 thru 1600)
- GROUP 18. Flanged joint, 11-1/4 degree bend (Protecto 401 ceramic interior lining)
- GROUP 19. Flanged joint, 22-1/2 degree bend (Protecto 401 ceramic interior lining)
(lines 1630 thru 1690)
- GROUP 20. Flanged joint, 45 degree bend (Protecto 401 ceramic interior lining)
(lines 1700 thru 1800)
- GROUP 21. Flanged joint, 90 degree bend (Protecto 401 ceramic interior lining)
(lines 1810 thru 1910)
- GROUP 22. Flanged joint, 90 degree bend, reducing (Protecto 401 ceramic interior
lining) (lines 1920 thru 1930)
- GROUP 23. Flanged joint, crosses (Protecto 401 ceramic interior lining)
(lines 1940 thru 2000)
- GROUP 24. Flanged joint, concentric reducers (Protecto 401 ceramic interior lining)
(lines 2010 thru 2130)
- GROUP 25. Flanged joint, tees (Protecto 401 ceramic interior lining)
(lines 2140 thru 2260)
- GROUP 26. Flanged joint, true wyes (Protecto 401 ceramic interior lining) (line 2270)
- GROUP 27. Mechanical joint, 11-1/4 degree bend (Protecto 401 ceramic interior
lining) (lines 2280 thru 2290)
- GROUP 28. Mechanical joint, 22-1/2 degree bend (Protecto 401 ceramic interior

- GROUP 29. lining) (lines 2300 thru 2350)
Mechanical joint, 45 degree bend (Protecto 401 ceramic interior lining)
(lines 2360 thru 2410)
- GROUP 30. Mechanical joint, 90 degree bend (Protecto 401 ceramic interior lining)
(lines 2420 thru 2470)
- GROUP 31. Mechanical joint, crosses (Protecto 401 ceramic interior lining)
(lines 2480 thru 2530)
- GROUP 32. Mechanical joint, concentric reducers (Protecto 401 ceramic interior
lining) (lines 2540 thru 2630)
- GROUP 33. Mechanical joint, tees (Protecto 401 ceramic interior lining)
(lines 2640 thru 2750)

***** Note: this contract may be awarded according the low bidder of each group mentioned above. *****

Contract Terms:

This is a one year contract for supply of Ductile Iron Fittings and Adapter Kits for Price Brothers pipe for the Department of Public Works, Waterworks, and all Jefferson Parish agencies and municipalities.

Warranty:

Products shall be warranted that they are manufactured in accordance with the applicable material specifications and are free from defects in workmanship and materials for one year after delivery. Any defective items sold under this contract shall be replaced at no cost to the purchaser.

General Specifications:

This specification is prepared for a one (1) year contract for a supply of Ductile Iron Fittings and Adapter Kits for Price Brothers pipe for the Parish of Jefferson, Department of Water, East and West bank.

The quantities shown on the proposal guide are approximate quantities to be acquired by Jefferson Parish over a one (1) year period. Actual usage will be on an "as needed" basis.

Domestic as well as globally sourced (foreign) ductile iron fittings shall be allowed. All globally sourced (foreign) fittings shall also be manufactured at an ISO (International Organization for Standardization) registered manufacturer, which manufacturer shall have current ISO 9001 certification for standardization for fitting products. These manufacturing facilities must be covered under periodic audits by third party accreditation bodies for evaluations. These evaluations shall include manufacturing processes, quality control, corrective and preventive actions, and document control. In addition, distribution centers must be audited by third party approval agencies for periodic confirmation tests and surveillance audits. These periodic confirmation tests and surveillance audits shall document continuation of product approvals by

auditing the entire quality systems including design, infrastructure, system implementation, distribution, training, quality control and assurance, and document control. All fittings must be manufactured in accordance with NSF 61.

The vendor (bidder) shall be responsible for verifying and furnishing, with submission of his bid, that all fittings meet the applicable AWWA, ANSI, and ASTM standards for potable water. The vendor (bidder) is also responsible for verifying that all fittings are manufactured at an ISO registered manufacturer with current ISO 9001 certification for fitting products and submit written proof of this registration and certification with his bid. Failure to comply with these submission requirements will result in the bid being considered non-responsive.

All shipments of ductile iron fittings to the public works warehouse must be accompanied by the proper written certifications. These certifications include ISO 9001, NSF 61, AWWA, ANSI, and ASTM. Warehouse personnel have been instructed to refuse shipments of ductile iron fittings which do not meet these requirements.

The manufacturer's name and the country of origin must be stamped on all fittings.

Bid delivery shall include all freight and delivery costs to Jefferson Parish warehouse locations on the east and West Banks of Jefferson Parish.

Samples will be required for comparative evaluation bidders must honor such requests, if required, and submit within ten (10) working days. The ten day period will begin the day after the apparent lowest bidder(s) has been informed that he or she is the apparent lowest bidder.

Technical Specifications:

I. Ductile Iron Fittings:

Fittings shall be available in 3" through 48" sizes and shall be cast from ductile iron in accordance with ANSI/AWWA C110/A21.10 and ANSI/AWWA C111/A21.11. Compact fittings shall be available in 3" through 24" and shall be cast from ductile iron in accordance with ANSI/AWWA C153/A21.53. All fittings shall have working pressure rating of 350 psi.

Ductile iron fittings shall have factory applied fusion bonded epoxy coating inside and out, in accordance with all applicable provisions of AWWA C-550 and ANSI/AWWA C116/A21.16-98 (protective fusion-bonded epoxy coatings for the interior and exterior surfaces of ductile iron fittings for water supply services).

II. Adapter Kits For Price Brothers Pipe (16" - 48"):

The purpose of these adapter kits is to connect Price Brothers pipe (Prestressed Concrete Cylinder Pipe, or PCCP) to valves, PVC C-900 or ductile iron pipe. Each kit shall include the following for each size:

- A) One each, price brother bell x mechanical joint spigot, minimum 18" long.
- B) One each, price brother spigot x mechanical joint spigot, minimum 18" long.
- C) Two each, PCCP O-ring gaskets.
- D) Two each, PCCP diaper (grout bands).

III. Ductile Iron Fittings (Protecto 401 Interior Lining):

Fittings shall be available in 3" through 48" sizes and shall be cast from ductile iron in accordance with ANSI/AWWA C110/A21.10 and ANSI/AWWA C111/A21.11. Compact fittings shall be available in 3" through 24" and shall be cast from ductile iron in accordance with ANSI/AWWA C153/A21.53. All fittings shall have working pressure rating of 350 psi.

Ductile iron fittings shall have a factory applied interior coating/lining of "Protecto 401" ceramic epoxy lining as per manufacturer's recommendations and requirements for sanitary sewer applications and factory asphaltic exterior coating.

Non-Public Works Bid Affidavit Instructions

- Affidavit is supplied as a courtesy to Affiants, but it is the responsibility of the affiant to insure the affidavit they submit to Jefferson Parish complies, in both form and content, with federal, state and parish laws.
- Affidavit must be signed by an authorized representative of the entity or the affidavit will not be accepted.
- Affidavit must be notarized or the affidavit will not be accepted.
- Notary must sign name, print name, and include bar/notary number, or the affidavit will not be accepted.
- Affiant **MUST** select either A or B when required or the affidavit will not be accepted.
- Affiants who select choice A must include an attachment or the affidavit will not be accepted.
- If both choice A and B are selected, the affidavit will not be accepted.
- Affidavit marked N/A will not be accepted.
- It is the responsibility of the Affiant to submit a new affidavit if any additional campaign contributions are made after the affidavit is executed but prior to the time the council acts on the matter.

Instruction sheet may be omitted when submitting the affidavit

INSURANCE REQUIREMENTS - BIDS

All insurance requirements shall conform to Jefferson Parish Resolution No. 113646 or No. 113647. The contractor shall not commence work under this contract until he has obtained all insurance and complied with the requirements of the specifications and said Parish Resolutions. Except as otherwise provided by law, the Parish Attorney's Office with the concurrence of the Director of Risk Management is authorized to omit in whole or part the insurance requirements of this section in connection with contracts. Vendors inquiring about this shall submit his written request to the Purchasing Department prior to the due date of the bid. Contractor must deliver and maintain such insurances as provided; failure to do so shall be grounds for suspension, discontinuation or termination of the contract.

Successful bidder will be required to procure standard insurance policies evidencing Parish mandated insurance requirements indicated below. The current certificate of insurance must be submitted by low bidder within 10 days after bid opening to the Purchasing Department. Failure to comply will cause bid to be rejected.

1. WORKER'S COMPENSATION INSURANCE

As required by Louisiana State Statute, exception; Employer's Liability, Section B shall be \$1,000,000 per occurrence when Work is to be over water and involves maritime exposures to cover all employees not covered under the State Worker's Compensation Act, otherwise this limit shall be no less than \$500,000 per occurrence.

2. COMMERCIAL GENERAL LIABILITY

Shall provide limits not less than the following: \$1,000,000.00 Combined Single Limit per Occurrence for bodily injury and property damage.

3. COMPREHENSIVE AUTOMOBILE LIABILITY

Bodily injury liability \$1,000,000.00 each person; \$1,000,000.00 each occurrence.
Property Damage Liability \$1,000,000.00 each occurrence.

DEDUCTIBLES

No insurance required shall include a deductible not greater than \$10,000.00. The cost of the deductible shall be borne by the contractor.

NOTE: If the vendor requires a change in deductibles, the request must be submitted in writing to the Purchasing Department prior to the due date of the bid. Such request shall be reviewed by the Parish Attorney's Office.

UMBRELLA LIABILITY COVERAGE

An umbrella policy or excess may be used to meet minimum requirements.

CONSTRUCTION AND RENOVATION PROJECTS:

Unless otherwise specified in the bid, these additional insurance is required. Such insurance is due upon contract execution.

OWNER'S PROTECTIVE LIABILITY

To be for the same limits of liability for bodily injury and property damage liability established for commercial general liability.

BUILDER'S RISK INSURANCE

The contractor shall maintain Builder's Risk Insurance at his own expense to insure both the owner (Parish of Jefferson) and contractor as their interest may appear.

NOTE for CERTIFICATE HOLDER:

All insurance certificates shall list the certificate holder as follows:

"The Parish of Jefferson, its Districts, Departments and Agencies under the direction of the Parish President and the Parish Council." Additionally, the address on the Certificates should reflect the department which is letting the bid and reference the respective bid number.

Revised 2.10.2014

Non-Public Works Bid

AFFIDAVIT

STATE OF LA

PARISH/COUNTY OF JEFFERSON PARISH

BEFORE ME, the undersigned authority, personally came and appeared: JEFFREY
DEVILIER, (Affiant) who after being by me duly sworn, deposed and said that
he/she is the fully authorized AGENT of CINSECO (Entity),
the party who submitted a bid in response to Bid Number 50-09/2075, to the Parish of
Jefferson.

Affiant further said:

Campaign Contribution Disclosures

(Choose A or B, if option A is indicated please include the required
attachment):

Choice A _____ Attached hereto is a list of all campaign contributions, including
the date and amount of each contribution, made to current or
former elected officials of the Parish of Jefferson by Entity,
Affiant, and/or officers, directors and owners, including
employees, owning 25% or more of the Entity during the two-year
period immediately preceding the date of this affidavit or the
current term of the elected official, whichever is greater. Further,
Entity, Affiant, and/or Entity Owners have not made any
contributions to or in support of current or former members of the
Jefferson Parish Council or the Jefferson Parish President through
or in the name of another person or legal entity, either directly or
indirectly.

Choice B X there are NO campaign contributions made which would require
disclosure under Choice A of this section.

Debt Disclosures

(Choose A or B, if option A is indicated please include the required attachment):

Choice A _____ Attached hereto is a list of all debts owed by the affiant to any elected or appointed official of the Parish of Jefferson, and any and all debts owed by any elected or appointed official of the Parish to the Affiant.


Choice B X There are NO debts which would require disclosure under Choice A of this section.

Affiant further said:

That Affiant has employed no person, corporation, firm, association, or other organization, either directly or indirectly, to secure the public contract under which he received payment, other than persons regularly employed by the Affiant whose services in connection with the construction, alteration or demolition of the public building or project or in securing the public contract were in the regular course of their duties for Affiant; and

[The remainder of this page is intentionally left blank.]


That no part of the contract price received by Affiant was paid or will be paid to any person, corporation, firm, association, or other organization for soliciting the contract, other than the payment of their normal compensation to persons regularly employed by the Affiant whose services in connection with the construction, alteration or demolition of the public building or project were in the regular course of their duties for Affiant.


Signature of Affiant

Jeffrey DeLeon
Printed Name of Affiant

SWORN AND SUBSCRIBED TO BEFORE ME

ON THE 2nd DAY OF February, 2015.


Notary Public

Printed Name of Notary

RAYMOND B. LANDRY, BAR #21696
MOLLERE, FLANAGAN & LANDRY, L.L.C.
2341 Metairie Road
Metairie, Louisiana 70004
(504) 837-4950

Notary/Bar Roll Number

My commission expires At Death.

CORPORATE RESOLUTION

EXCERPT FROM MINUTES OF MEETING OF THE BOARD OF DIRECTORS OF
CIMSCO, INC.
INCORPORATED.

AT THE MEETING OF DIRECTORS OF CIMSCO, INC.
INCORPORATED, DULY NOTICED AND HELD ON February 20, 2014,
A QUORUM BEING THERE PRESENT, ON MOTION DULY MADE AND SECONDED. IT
WAS:

RESOLVED. THAT Jeffrey DeVillier, BE AND IS HEREBY
APPOINTED, CONSTITUTED AND DESIGNATED AS AGENT AND ATTORNEY-IN-
FACT OF THE CORPORATION WITH FULL POWER AND AUTHORITY TO ACT ON
BEHALF OF THIS CORPORATION IN ALL NEGOTIATIONS, BIDDING, CONCERNS
AND TRANSACTIONS WITH THE PARISH OF JEFFERSON OR ANY OF ITS AGENCIES,
DEPARTMENTS, EMPLOYEES OR AGENTS, INCLUDING BUT NOT LIMITED TO, THE
EXECUTION OF ALL BIDS, PAPERS, DOCUMENTS, AFFIDAVITS, BONDS, SURETIES,
CONTRACTS AND ACTS AND TO RECEIVE AND RECEIPT THEREFOR ALL
PURCHASE ORDERS AND NOTICES ISSUED PURSUANT TO THE PROVISIONS OF
ANY SUCH BID OR CONTRACT, THIS CORPORATION HEREBY RATIFYING,
APPROVING, CONFIRMING, AND ACCEPTING EACH AND EVERY SUCH ACT
PERFORMED BY SAID AGENT AND ATTORNEY-IN-FACT.

I HEREBY CERTIFY THE FOREGOING TO BE
A TRUE AND CORRECT COPY OF AN
EXCERPT OF THE MINUTES OF THE
ABOVE DATED MEETING OF THE BOARD
OF DIRECTORS OF SAID CORPORATION,
AND THE SAME HAS NOT BEEN
REVOKED OR RESCINDED.

Ashley Ruvieri
SECRETARY/TREASURER

2/2/15
DATE

CERTIFICATE OF LIABILITY INSURANCE

DATE (MM/DD/YYYY)

02/02/2015

THIS CERTIFICATE IS ISSUED AS A MATTER OF INFORMATION ONLY AND CONFERS NO RIGHTS UPON THE CERTIFICATE HOLDER. THIS CERTIFICATE DOES NOT AFFIRMATIVELY OR NEGATIVELY AMEND, EXTEND OR ALTER THE COVERAGE AFFORDED BY THE POLICIES BELOW. THIS CERTIFICATE OF INSURANCE DOES NOT CONSTITUTE A CONTRACT BETWEEN THE ISSUING INSURER(S), AUTHORIZED REPRESENTATIVE OR PRODUCER, AND THE CERTIFICATE HOLDER.

IMPORTANT: If the certificate holder is an ADDITIONAL INSURED, the policy(ies) must be endorsed. If SUBROGATION IS WAIVED, subject to the terms and conditions of the policy, certain policies may require an endorsement. A statement on this certificate does not confer rights to the certificate holder in lieu of such endorsement(s).

PRODUCER E. B. Ducasse Insurance Agency, Inc. 3200 Ridgelake Dr, Suite 401 Metairie, LA 70002	CONTACT NAME: PHONE (A/C, No, Ext): 504.840.9883 FAX (A/C, No): 504.840.9889 E-MAIL ADDRESS: PRODUCER CUSTOMER ID #: 00000270																					
INSURED CIMSCO INC 1840 L AND A ROAD METAIRIE, LA 70001-6237	<table border="1" style="width: 100%; border-collapse: collapse;"> <tr> <th colspan="2">INSURER(S) AFFORDING COVERAGE</th> <th>NAIC #</th> </tr> <tr> <td>INSURER A:</td> <td>United Fire and Indemnity Co</td> <td>19496</td> </tr> <tr> <td>INSURER B:</td> <td>Progressive Paloverde Insuran</td> <td>44695</td> </tr> <tr> <td>INSURER C:</td> <td>Retailers Casualty Ins. Co</td> <td></td> </tr> <tr> <td>INSURER D:</td> <td></td> <td></td> </tr> <tr> <td>INSURER E:</td> <td></td> <td></td> </tr> <tr> <td>INSURER F:</td> <td></td> <td></td> </tr> </table>	INSURER(S) AFFORDING COVERAGE		NAIC #	INSURER A:	United Fire and Indemnity Co	19496	INSURER B:	Progressive Paloverde Insuran	44695	INSURER C:	Retailers Casualty Ins. Co		INSURER D:			INSURER E:			INSURER F:		
INSURER(S) AFFORDING COVERAGE		NAIC #																				
INSURER A:	United Fire and Indemnity Co	19496																				
INSURER B:	Progressive Paloverde Insuran	44695																				
INSURER C:	Retailers Casualty Ins. Co																					
INSURER D:																						
INSURER E:																						
INSURER F:																						

COVERAGES

CERTIFICATE NUMBER: 14-15

REVISION NUMBER:

THIS IS TO CERTIFY THAT THE POLICIES OF INSURANCE LISTED BELOW HAVE BEEN ISSUED TO THE INSURED NAMED ABOVE FOR THE POLICY PERIOD INDICATED. NOTWITHSTANDING ANY REQUIREMENT, TERM OR CONDITION OF ANY CONTRACT OR OTHER DOCUMENT WITH RESPECT TO WHICH THIS CERTIFICATE MAY BE ISSUED OR MAY PERTAIN, THE INSURANCE AFFORDED BY THE POLICIES DESCRIBED HEREIN IS SUBJECT TO ALL THE TERMS, EXCLUSIONS AND CONDITIONS OF SUCH POLICIES. LIMITS SHOWN MAY HAVE BEEN REDUCED BY PAID CLAIMS.

INSR LTR	TYPE OF INSURANCE	ADDL SUBR INSR WVD	POLICY NUMBER	POLICY EFF (MM/DD/YYYY)	POLICY EXP (MM/DD/YYYY)	LIMITS																						
A	GENERAL LIABILITY		60418952	09/01/2014	09/01/2015	<table border="1" style="width: 100%; border-collapse: collapse;"> <tr> <td>EACH OCCURRENCE</td> <td>\$</td> <td>1,000,000</td> </tr> <tr> <td>DAMAGE TO RENTED PREMISES (Ea occurrence)</td> <td>\$</td> <td>100,000</td> </tr> <tr> <td>MED EXP (Any one person)</td> <td>\$</td> <td>5,000</td> </tr> <tr> <td>PERSONAL & ADV INJURY</td> <td>\$</td> <td>1,000,000</td> </tr> <tr> <td>GENERAL AGGREGATE</td> <td>\$</td> <td>2,000,000</td> </tr> <tr> <td>PRODUCTS - COMP/OP AGG</td> <td>\$</td> <td>2,000,000</td> </tr> <tr> <td colspan="2"></td> <td>\$</td> <td></td> </tr> </table>	EACH OCCURRENCE	\$	1,000,000	DAMAGE TO RENTED PREMISES (Ea occurrence)	\$	100,000	MED EXP (Any one person)	\$	5,000	PERSONAL & ADV INJURY	\$	1,000,000	GENERAL AGGREGATE	\$	2,000,000	PRODUCTS - COMP/OP AGG	\$	2,000,000			\$	
	EACH OCCURRENCE	\$	1,000,000																									
	DAMAGE TO RENTED PREMISES (Ea occurrence)	\$	100,000																									
	MED EXP (Any one person)	\$	5,000																									
	PERSONAL & ADV INJURY	\$	1,000,000																									
	GENERAL AGGREGATE	\$	2,000,000																									
	PRODUCTS - COMP/OP AGG	\$	2,000,000																									
			\$																									
<input checked="" type="checkbox"/> COMMERCIAL GENERAL LIABILITY																												
<input type="checkbox"/> CLAIMS-MADE <input checked="" type="checkbox"/> OCCUR																												
GEN'L AGGREGATE LIMIT APPLIES PER:																												
<input type="checkbox"/> POLICY <input type="checkbox"/> PRO-JECT <input type="checkbox"/> LOC																												
B	AUTOMOBILE LIABILITY		01817731-2	09/01/2014	09/01/2015	<table border="1" style="width: 100%; border-collapse: collapse;"> <tr> <td>COMBINED SINGLE LIMIT (Ea accident)</td> <td>\$</td> <td>1,000,000</td> </tr> <tr> <td>BODILY INJURY (Per person)</td> <td>\$</td> <td></td> </tr> <tr> <td>BODILY INJURY (Per accident)</td> <td>\$</td> <td></td> </tr> <tr> <td>PROPERTY DAMAGE (Per accident)</td> <td>\$</td> <td></td> </tr> <tr> <td></td> <td>\$</td> <td></td> </tr> <tr> <td></td> <td>\$</td> <td></td> </tr> <tr> <td></td> <td>\$</td> <td></td> </tr> </table>	COMBINED SINGLE LIMIT (Ea accident)	\$	1,000,000	BODILY INJURY (Per person)	\$		BODILY INJURY (Per accident)	\$		PROPERTY DAMAGE (Per accident)	\$			\$			\$			\$		
	COMBINED SINGLE LIMIT (Ea accident)	\$	1,000,000																									
	BODILY INJURY (Per person)	\$																										
	BODILY INJURY (Per accident)	\$																										
	PROPERTY DAMAGE (Per accident)	\$																										
		\$																										
		\$																										
		\$																										
<input type="checkbox"/> ANY AUTO																												
<input type="checkbox"/> ALL OWNED AUTOS																												
<input checked="" type="checkbox"/> SCHEDULED AUTOS																												
<input type="checkbox"/> HIRED AUTOS																												
<input checked="" type="checkbox"/> NON-OWNED AUTOS																												
	UMBRELLA LIAB	<input type="checkbox"/> OCCUR				<table border="1" style="width: 100%; border-collapse: collapse;"> <tr> <td>EACH OCCURRENCE</td> <td>\$</td> <td></td> </tr> <tr> <td>AGGREGATE</td> <td>\$</td> <td></td> </tr> <tr> <td></td> <td>\$</td> <td></td> </tr> <tr> <td></td> <td>\$</td> <td></td> </tr> </table>	EACH OCCURRENCE	\$		AGGREGATE	\$			\$			\$											
	EACH OCCURRENCE	\$																										
	AGGREGATE	\$																										
		\$																										
		\$																										
	EXCESS LIAB	<input type="checkbox"/> CLAIMS-MADE																										
	DEDUCTIBLE																											
	RETENTION \$																											
C	WORKERS COMPENSATION AND EMPLOYERS' LIABILITY	<input type="checkbox"/> Y/N	99909508	09/01/2014	09/01/2015	<table border="1" style="width: 100%; border-collapse: collapse;"> <tr> <td><input checked="" type="checkbox"/> WC STATU-TORY LIMITS</td> <td></td> <td></td> </tr> <tr> <td><input type="checkbox"/> OTH-ER</td> <td></td> <td></td> </tr> </table>	<input checked="" type="checkbox"/> WC STATU-TORY LIMITS			<input type="checkbox"/> OTH-ER																		
	<input checked="" type="checkbox"/> WC STATU-TORY LIMITS																											
	<input type="checkbox"/> OTH-ER																											
	ANY PROPRIETOR/PARTNER/EXECUTIVE OFFICER/MEMBER EXCLUDED? (Mandatory in NH)	<input type="checkbox"/> N/A					<table border="1" style="width: 100%; border-collapse: collapse;"> <tr> <td>E.L. EACH ACCIDENT</td> <td>\$</td> <td>1,000,000</td> </tr> <tr> <td>E.L. DISEASE - EA EMPLOYEE</td> <td>\$</td> <td>1,000,000</td> </tr> <tr> <td>E.L. DISEASE - POLICY LIMIT</td> <td>\$</td> <td>1,000,000</td> </tr> </table>	E.L. EACH ACCIDENT	\$	1,000,000	E.L. DISEASE - EA EMPLOYEE	\$	1,000,000	E.L. DISEASE - POLICY LIMIT	\$	1,000,000												
	E.L. EACH ACCIDENT	\$	1,000,000																									
E.L. DISEASE - EA EMPLOYEE	\$	1,000,000																										
E.L. DISEASE - POLICY LIMIT	\$	1,000,000																										
If yes, describe under DESCRIPTION OF OPERATIONS below																												

DESCRIPTION OF OPERATIONS / LOCATIONS / VEHICLES (Attach ACORD 101, Additional Remarks Schedule, if more space is required)

The general liability policy contains a blanket additional insured and blanket waiver of subrogation if required by written contract. The general liability policy is primary and non-contributory.

Bid No: 50-00112075

CERTIFICATE HOLDER


CANCELLATION

The Parish of Jefferson, its Districts, Department & Agencies under the direction of the Parish President & the Parish Council P O Box 9 Gretna, LA 70054	<p>SHOULD ANY OF THE ABOVE DESCRIBED POLICIES BE CANCELLED BEFORE THE EXPIRATION DATE THEREOF, NOTICE WILL BE DELIVERED IN ACCORDANCE WITH THE POLICY PROVISIONS.</p> <p>AUTHORIZED REPRESENTATIVE <i>Edward B. Ducasse, Sr.</i></p> <p>Edward Ducasse Sr./DARLY</p>
--	---

© 1988-2009 ACORD CORPORATION. All rights reserved.

POTABLE WATER
CERTS.

CONCERNING ISO
9001



THE INTERNATIONAL CERTIFICATION NETWORK

CERTIFICATE

IQNet and
CQC
hereby certify that the organization

Tyler (XianXian) Foundry Co., Ltd

GuoZhuang Town, Xian Country, CangZhou City, Hebei Province, China

For the following field of activities

Molding and Machining for Ductile Iron Fittings, Valves and Fire Hydrants

Has implemented and maintains a
Management System
Which fulfils the requirements of the following standard
ISO9001:2008

Issued on: Dec. 24, 2012

Validity date: Dec. 23, 2015

Registration Number: 00112Q213699R2M/1100



Michael Drechsel
President of IQNet

Wang Kejiao
President of CQC



IQNet Partners*:

AENOR Spain AFNOR Certification France AIB-Vincotte International Belgium ANCE Mexico APCER Portugal CCC Cyprus
CISQ Italy CQC China CQM China CQS Czech Republic Cro Cert Croatia DQS Holding GmbH Germany DS Denmark
ELOT Greece FCAV Brazil FONDONORMA Venezuela ICONTEC Colombia IMNC Mexico INNORPI Tunisia
Inspecta Certification Finland IRAM Argentina JQA Japan KFQ Korea MSZT Hungary Nemko AS Norway NSAI Ireland
PCBC Poland Quality Austria Austria RR Russia SII Israel SIQ Slovenia SIRIM QAS International Malaysia SQS Switzerland
SRAC Romania TEST St Petersburg Russia TSE Turkey YUQS Serbia

IQNet is represented in the USA by: AFNOR Certification, CISQ, DQS Holding GmbH and NSAI Inc.

* The list of IQNet partners is valid at the time of issue of this certificate. Updated information is available under www.iqnet-certification.com



QUALITY MANAGEMENT SYSTEM CERTIFICATE

Certificate No.: 00112Q213699R2M/1100

We hereby certify that
Tyler (XianXian) Foundry Co.,Ltd

GuoZhuang Town,Xian Country,CangZhou City,Hebei Province,China

by reason of its
Quality Management System
has been awarded this certificate for compliance with the standard

ISO9001: 2008

GB/T 19001-2008

The Quality Management System Applies in the following area:

Molding and Machining for Ductile Iron Fittings, Valves and Fire Hydrants

Certified since: Feb. 25, 2007


Valid from: Dec. 24, 2012

Valid until: Dec. 23, 2015

After a surveillance cycle, the certificate is valid only when used together with an Acceptance Notice of Surveillance Audit issued by CQC.
Please access www.cqc.com.cn for checking validity of the certificate.



Signed by: Wang Kejiao



CHINA QUALITY CERTIFICATION CENTRE

Section 9, No.188, Nansihuan(the South Fourth Ring Road) Xiliu(West Road), Beijing 100070,China

<http://www.cqc.com.cn>

Q 0120052

2009年版



质量管理体系认证证书

证书编号: 00112Q213699R2M/1100

兹证明

泰乐(献县)铸造有限公司

中国河北省沧州市献县郭庄镇北

建立的质量管理体系符合标准:

ISO9001:2008

GB/T 19001-2008

通过认证范围如下:

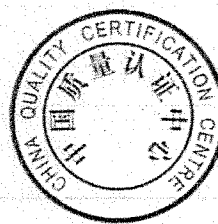
球墨铸铁管件、阀门、消防管件的铸造及加工

首次发证日期: 2007年2月25日 本次发证日期: 2012年12月24日 有效期至: 2015年12月23日

在一个监督周期后, 本证书必须与CQC签发的监督审核合格通知书合并使用方可有效。查询证书有效状态请登陆www.cqc.com.cn。



Signed by: Wang Kejiao



中国质量认证中心

中国·北京·南四环西路188号9区 100070

<http://www.cqc.com.cn>

Q 0120052

2009年版

2013/2014 - Certificate of Compliance • Waterworks Division

Tyler Union Waterworks manufactures and distributes ductile iron water main fittings with accessories. Tyler Union 2 inch through *64 inch fittings are cast with tested and traceable ASTM A536 compliant ductile iron that is designed for use with and conforms to the applicable terms and requirements (including markings) of ANSI/AWWA C153/A21.53, ANSI/AWWA C151/A21.51, ANSI/AWWA C115/A21.15, ANSI/AWWA C111/A21.11, ANSI/AWWA C116/A21.16, ANSI/AWWA C110/A21.10, and ANSI/AWWA C104/A21.4. Tyler Union Waterworks mechanical and push on joint fittings are compatible with PVC pipe conforming to AWWA C900-C905. Current revisions apply for each noted standard. Tyler Union offers a full line of ANSI/AWWA Imported products as well as a full line of Domestic products made in the U.S.A. If you have a product preference, you must specify upon order placement. *Note: For certification of 54" to 64" fittings, contact your Tyler Union Waterworks representative.

**Tyler Union Waterworks ANSI/AWWA C153/A21.53 ductile iron Mechanical and Push-On joint fittings "2 inch through 24 inch" shall be rated for 350 PSI working pressure and a surge allowance of 100 PSI. Mechanical and Push-On joint fittings "30 inch through 48 inch" shall be rated for 250 PSI working pressure and a surge allowance of 100 PSI.

**Tyler Union Waterworks ANSI/AWWA C110/A21.10 ductile iron Mechanical joint fittings in "2 inch through 24 inch" shall be rated for 350 PSI working pressure and a surge allowance of 100 PSI. Mechanical joint fittings "30 inch through 48 inch" shall be rated for 250 PSI working pressure and a surge allowance of 100 PSI.

**Tyler Union Waterworks ANSI/AWWA C110/A21.10 and ANSI/AWWA C153/A21.53 ductile iron Flanged joint fittings in 2 inch through 48 inch shall be rated for 250 PSI working pressure and a surge allowance of 100 PSI. Flange fittings 24 inches (610 millimeters) and smaller may be rated for 350 PSI (2,413 kPa) working pressure with the use of special gaskets. Per Section A.3 of ANSI/AWWA C110/A21.10 ductile iron Flange joint fittings are not recommended for underground installation due to the rigid design of the fitting flange and joint.

***Note – Exceptions:** Mechanical and Push-On joint fittings with flanged branches are rated for working pressure of 250 PSI. ¹Flange fittings 24 inches and smaller may be rated for 350 PSI working pressure with the use of special flange gaskets. ²For 350 PSI flange joint applications we recommend the use of annular ring type gasket or comparable. ³AWWA C153 MJ and Push on joint 14" and larger wyes are not pressure rated; contact Tyler Union for the allowable pressure rating.

Tyler Union Waterworks ANSI/AWWA C110/A21.10 and ANSI/AWWA C153/A21.53 ductile iron Mechanical joint fittings and ANSI/AWWA C153/A21.53-06 (manufacturer's standards) Push-On joint fittings when installed per AWWA C600/651 are rated for a *maximum 5 degrees of deflection for "3 inch through 12 inch" fittings and a *maximum 3 degrees of deflection for "14 inch through 48 inch" fittings.

***Note:** The total joint deflection is determined by the O.D. of the pipe and the I.D. of the fitting. When both the pipe and the fitting are at nominal; the joint deflection will be approximately 50% of the maximum listed.

Tyler Union Waterworks coated and/or cement lined Potable water ductile iron fittings meet all the applicable terms and requirements of ANSI/AWWA C116/A21.16, ANSI/AWWA C104/A21.4, and AWWA C550. Potable water products manufactured and distributed by Tyler Union Waterworks are National Sanitation Foundation NSF 61, NSF-372, and Annex G compliant. Current revisions apply for each noted standard.

Tyler Union Waterworks Valve and Service boxes are produced in accordance with and meet all applicable terms and provisions of ASTM-A48. Cast iron Service and Valve box products when properly selected and installed per the guidelines provided by AWWA M44 (Manual of Water Supply Practices) will provide accessibility for testing and maintenance of a water supply system and will meet the Wheel load designation as provided by the American Association of State Highway Transportation Officials (AASHTO).

Tyler Union Waterworks Mechanical joint fittings, Glands, T-Head bolts, and Nuts are produced in accordance with and meet all applicable terms and provisions of ANSI/AWWA C111/A21.11. Tyler Union Mechanical and Push-On joint gaskets are produced in accordance with and meet all applicable terms and provisions of ANSI/AWWA C111/A21.11. Tyler Union manufacturer's standard design Mechanical and Push-On joint Transition gaskets are produced in accordance with and will meet all applicable terms and provisions of ANSI/AWWA C111/A21.11.

All applicable design tests as required by AWWA have been performed and results maintained with all materials supplied being of the same quality, manufacture, and make as those tested.

Sincerely,

Ajay Roy

Ajay Roy
Engineering and Quality Manager
Tyler Union Waterworks
Email: ajay.roy@tylerunion.com
Tel.: (800) 226-7601

Project Name: _____

Project Material: _____

Product Supplier: _____

Contractor: _____

File: COC TU Products

Tyler Union Waterworks Contact Information

Tyler: 11910 CR 492 • Tyler, Texas 75706 • (800) 527-8478
Anniston: 1501 W 17th St. • Anniston, AL 36201 • (800) 226-7601
Corona: 1001 El Camino Ave. • Corona, CA 92879 • (866) 527-8471

Elmira: 1021 East Water • Elmira, NY 14902
New Lenox: 2200 West Haven • New Lenox, IL 60451
Portland: 6204 N. Marine Dr. • Portland, OR 97203

www.tylerunion.com

This document is void if modified in any manner other than the addition of project information

NON-DOMESTIC PRODUCT SUBMITTAL

Current Revisions Apply for all Listed Standards

SIZES:..... 2" through 64" (2" not included in ANSI/AWWA C153 standard)

STANDARDS:..... ANSI/AWWA C153/A21.53, NFPA 13/24, 3"-12" UL and 3"-10" FM listed & approved (File - Tyler Union)
Cast of ASTM A536 qualified ductile iron. Date code is cast on and required for traceability.

PRESSURE RATING:.... *Flanged fittings rated at 250 psi. Mechanical joints 2" - 24" rated at 350 psi and 30" - 48" at 250 psi.
*Note: With the use of rubber annular ring flange gasket, 2" - 24" fittings can be rated at 350 psi.
Note: Wyes over 16" are not pressure rated. Contact Tyler Union for rating in your application.

DEFLECTION:..... Max joint deflection 2" - 12", 5° and 14" - 48", 3°. Reduces by 50% at nominal pipe & fitting diameters

NSF-61 & NSF-372:..... Meets all requirements including Annex G, Tyler Union's Underwriters Laboratory listing MH16439.

ASPHALTIC COATING: Per ANSI/AWWA C104/A21.4 and ANSI/AWWA C153/A21.53.

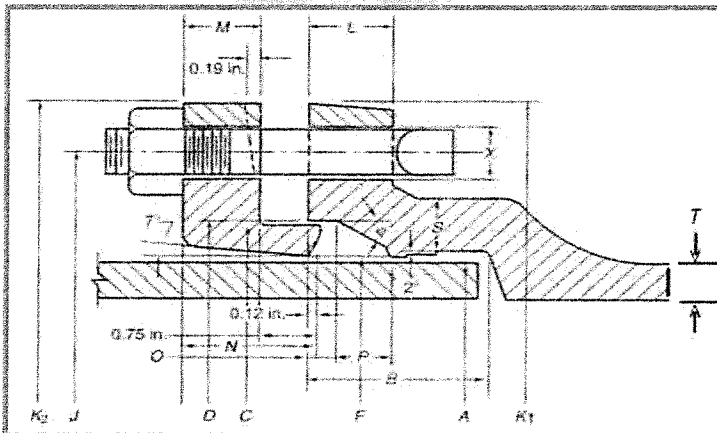
CEMENT LINING:..... Per ANSI/AWWA C104/A21.4, with double cement lining available upon request.

EPOXY COATING:..... Fusion bonded epoxy per ANSI/AWWA C116/A21.16. Additional coatings available upon request.

BARE:..... Available upon request.

FASTENERS:..... Per ANSI/AWWA C111/A21.11 and/or ASTM A242 high strength low alloy weathering steel

INSTALLATION:..... Per AWWA C600 and C651 using pipe conforming to ANSI/AWWA C151/A21.51 or AWWA C900/905.



ANSI/AWWA C153/A21.53 - Compact Flange					
Nominal Thickness Dimensions in Inches (T = +/- .060")					
Size	T	Size	T	Size	T
3	.60	10	.75	18	.93
4	.63	12	.81	20	.96
6	.63	14	.87	24	1.00
8	.70	16	.90	36	1.10

TYLER UNION MECHANICAL JOINT - NOMINAL JOINT DIMENSIONS IN INCHES														BOLTS	
Size Inches	A Dia. DI Pipe	B HUB Depth	C Dia. GLAND	D Dia.	F Dia.	J Dia. GLAND	K ¹ Dia.	K ² Dia. GLAND	L	M GLAND	S	T	X	Size	Qty.
2	2.51	2.50	3.50	3.60	2.61	4.75	6.19	6.89	0.58	0.62	0.36	0.30	3/4	5/8x3.0	2
3	3.96	2.50	4.84	4.94	4.06	6.19	7.62	7.69	0.58	0.62	0.39	0.33	3/4	5/8x3.0	4
4	4.80	2.50	5.92	6.02	4.90	7.50	9.06	9.12	0.60	0.75	0.39	0.34	7/8	3/4x3.5	4
6	6.90	2.50	8.02	8.12	7.00	9.50	11.06	11.12	0.63	0.88	0.43	0.36	7/8	3/4x3.5	6
8	9.05	2.50	10.17	10.27	9.15	11.75	13.31	13.37	0.66	1.00	0.45	0.38	7/8	3/4x4.0	6
10	11.10	2.50	12.22	12.34	11.20	14.00	15.62	15.62	0.70	1.00	0.47	0.40	7/8	3/4x4.0	8
12	13.20	2.50	14.32	14.44	13.30	16.25	17.88	17.88	0.73	1.00	0.49	0.42	7/8	3/4x4.0	8
14	15.30	3.50	16.40	16.54	15.44	18.75	20.31	20.25	0.79	1.25	0.55	0.47	7/8	3/4x4.5	10
16	17.40	3.50	18.50	18.64	17.54	21.00	22.56	22.50	0.85	1.31	0.58	0.50	7/8	3/4x4.5	12
18	19.50	3.50	20.60	20.74	19.64	23.25	24.83	24.75	1.00	1.38	0.68	0.54	7/8	3/4x4.5	12
20	21.60	3.50	22.70	22.84	21.74	25.50	27.08	27.00	1.02	1.44	0.69	0.57	7/8	3/4x4.5	14
24	25.80	3.50	26.90	27.04	25.94	30.00	31.58	31.50	1.02	1.56	0.75	0.61	7/8	3/4x5.0	16
30	32.00	4.50	33.29	33.46	32.17	36.88	39.12	39.12	1.31	2.00	0.82	0.66	1-1/8	1x6.0	20
36	38.30	4.50	39.59	39.76	38.47	43.75	46.00	46.00	1.45	2.00	1.00	0.74	1-1/8	1x6.0	24
42	44.50	4.50	45.79	45.96	44.67	50.62	53.12	53.12	1.45	2.00	1.25	0.82	1-3/8	1-1/4x6.5	28
48	50.80	4.50	52.09	52.26	50.97	57.50	60.00	60.00	1.45	2.00	1.35	0.90	1-3/8	1-1/4x6.5	32

Tyler Union Waterworks Contact Information

Tyler: 11910 CR 492 • Tyler, Texas 75706 • (800) 527-8478

Anniston: 1501 W 17th St. • Anniston, AL 36201 • (800) 226-7601

Corona: 1001 El Camino Ave. • Corona, CA 92879 • (866) 527-8471

NON-DOMESTIC PRODUCT SUBMITTAL

Current Revisions Apply for all Listed Standards

SIZES:..... 2" through 48"

STANDARDS:..... ANSI/AWWA C110/A21.10, NFPA 13/24, 3" - 12" UL listed and approved (File - Tyler Union)
Cast of ASTM A536 qualified ductile iron. Date code is cast on and required for traceability.

PRESSURE RATING:.... *Flanged fittings rated at 250 psi. Mechanical joints 2" - 24" rated at 350 psi and 30" - 48" at 250 psi.
*Note: With the use of rubber annular ring flange gasket, 2" - 24" fittings can be rated at 350 psi.

DEFLECTION:..... Max joint deflection 2"- 12", 5° and 14"- 48", 3°. Reduces by 50% at nominal pipe & fitting diameters

NSF-61 & NSF-372:..... Meets all requirements including Annex G, Tyler Union's Underwriters Laboratory listing MH16439.

ASPHALTIC COATING: Per ANSI/AWWA C104/A21.4 and ANSI/AWWA C110/A21.10.

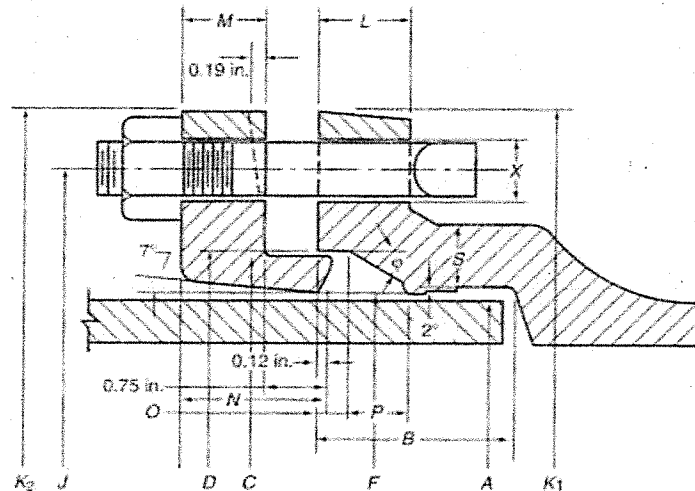
CEMENT LINING:..... Per ANSI/AWWA C104/A21.4, with double cement lining available upon request.

EPOXY COATING:..... Fusion bonded epoxy per ANSI/AWWA C116/A21.16. Additional coatings available upon request.

BARE FITTINGS:..... Available upon request.

FASTENERS:..... High strength low alloy weathering steel per ANSI/AWWA C111/A21.11 and ASTM A242

INSTALLATION:..... Install per AWWA C600/C651 using pipe conforming to ANSI/AWWA C151/A21.51 or AWWA C900/905.



TYLER UNION®		NOMINAL JOINT DIMENSIONS IN INCHES																
Size Inches	A Dia. DI Pipe	B Hub Depth	C Dia. GLAND	D Dia.	F Dia.	Ø	X	J Dia. GLAND	K¹ Dia.	K² Dia. GLAND	L	M GLAND	N GLAND	O	P	S	Qty. BOLTS	
2	2.51	2.50	3.39	3.50	2.61	28°	3/4	4.75	6.25	6.25	0.73	0.62	1.12	0.31	0.63	0.44	2	
3	3.96	2.50	4.84	4.94	4.06	28°	3/4	6.19	7.62	7.69	0.94	0.62	1.37	0.31	0.63	0.52	4	
4	4.80	2.50	5.92	6.02	4.90	28°	7/8	7.50	9.06	9.12	1.00	0.75	1.50	0.31	0.75	0.65	4	
6	6.90	2.50	8.02	8.12	7.00	28°	7/8	9.50	11.06	11.12	1.06	0.88	1.63	0.31	0.75	0.70	6	
8	9.05	2.50	10.17	10.27	9.15	28°	7/8	11.75	13.37	13.37	1.12	1.00	1.75	0.31	0.75	0.75	6	
10	11.10	2.50	12.22	12.34	11.20	28°	7/8	14.00	15.69	15.62	1.19	1.00	1.75	0.31	0.75	0.80	8	
12	13.20	2.50	14.32	14.44	13.30	28°	7/8	16.25	17.94	17.88	1.25	1.00	1.75	0.31	0.75	0.85	8	
14	15.30	3.50	16.40	16.54	15.44	28°	7/8	18.75	20.31	20.25	1.31	1.25	2.00	0.31	0.75	0.89	10	
16	17.40	3.50	18.50	18.64	17.54	28°	7/8	21.00	22.56	22.50	1.38	1.31	2.06	0.31	0.75	0.97	12	
18	19.50	3.50	20.60	20.74	19.64	28°	7/8	23.25	24.83	24.75	1.44	1.38	2.13	0.31	0.75	1.05	12	
20	21.60	3.50	22.70	22.84	21.74	28°	7/8	25.50	27.08	27.00	1.56	1.44	2.19	0.31	0.75	1.12	14	
24	25.80	3.50	26.90	27.04	25.94	28°	7/8	30.00	31.58	31.50	2.00	1.56	2.31	0.31	0.75	1.22	16	
30	32.00	4.00	33.29	33.46	32.17	20°	1-1/8	36.88	39.12	39.12	2.00	2.00	2.75	0.38	1.00	1.50	20	
36	38.30	4.00	39.59	39.76	38.47	20°	1-1/8	43.75	46.00	46.80	2.00	2.00	2.75	0.38	1.00	1.80	24	
42	44.50	4.00	45.79	45.96	44.67	20°	1-3/8	50.62	53.12	53.12	2.00	2.00	2.75	0.38	1.00	1.95	28	
48	50.80	4.00	52.09	52.26	50.97	20°	1-3/8	57.50	60.00	60.00	2.00	2.00	2.75	0.38	1.00	2.20	32	

Tyler Union Waterworks - Call Center Contact Information

Tyler: 11910 CR 492 • Tyler, Texas 75706 • (800) 527-8478

Anniston: 1501 W 17th St. • Anniston, AL 36201 • (800) 226-7601

Corona: 1001 El Camino Ave. • Corona, CA 92879 • (866) 527-8471



P-401 SEWER
Fittings

PROTECTO 401 CERAMIC EPOXY

Standard Specification For Lining Ductile Iron Pipe for Sewer Service

I. Condition of Ductile Iron Prior to Surface Preparation

All ductile pipe and fittings shall be delivered to the application facility without asphalt, cement lining, or any other lining on the interior surface. Because removal of old linings may not be possible, the intent of this specification is that the entire interior of the ductile iron pipe and fittings shall not have been lined with any substance prior to the application of the specified lining material and no coating shall have been applied to the first six inches of the exterior of the spigot ends.

II. Lining Material

The Standard of Quality is Protecto 401 Ceramic Epoxy. The material shall be an amine cured novolac epoxy containing at least 20% by volume of ceramic quartz pigment. Any request for substitution must be accompanied by a successful history of lining pipe and fittings for sewer service, a test report verifying the following properties, and a certification of the test results.

- A. A permeability rating of 0.00 when tested according to Method A of ASTM E-96-66, Procedure A with a test duration of 30 days.
- B. The following test must be run on coupons from factory lined ductile iron pipe:
 1. ASTM B-117 Salt Spray (scribed panel) - Results to equal 0.0 undercutting after two years.
 2. ASTM G-95 Cathodic Disbondment 1.5 volts @ 77°F. Results to equal no more than 0.5mm undercutting after 30 days.
 3. Immersion Testing rated using ASTM D-714-87.
 - a. 20% Sulfuric Acid - No effect after two years.
 - b. 140°F 25% Sodium Hydroxide - No effect after two years.
 - c. 160°F Distilled Water - No effect after two years.
 - d. 120°F Tap Water (scribed panel) - 0.0 undercutting after two years with no effect.
- C. An abrasion resistance of no more than 3 mils (.075mm) loss after one million cycles using European Standard EN 598: 1994 Section 7.8 Abrasion Resistance.

III. APPLICATION

- A. Applicator
The lining shall be applied by a competent firm with a successful history of applying linings to the interior of ductile iron pipe and fittings.
- B. Surface Preparation
Prior to abrasive blasting, the entire area to receive the protective compound shall be inspected for oil, grease, etc. Any areas with oil, grease, or any substance which can be removed by solvent, shall be solvent cleaned to remove those substances. After the surface has been made free of grease, oil or other substances, all areas to receive the protective compounds shall be abrasive blasted using sand or grit abrasive media. The entire surface to be lined shall be struck with the blast media so that all rust, loose oxides, etc., are removed from the surface. Only slight stains and tightly adhering oxide may be left on the surface. Any area where rust reappears before lining must be reblasted.
- C. Lining
After the surface preparation and within 8 hours of surface preparation, the interior of the pipe shall receive 40 mils nominal dry film thickness of Protecto 401. No lining shall take place when the substrate or ambient temperature is below 40 degrees Fahrenheit. The surface also must be dry and dust free. If flange pipe or fittings are included in the project, the lining shall not be used on the face of the flange.

STAR PIPE PRODUCTS

4015 WESTHOLLOW PARKWAY HOUSTON, TEXAS 77082-4604
www.starpipeproducts.com

T: 800 999 3009
F: 281 558 8000





PROTECTO 401 CERAMIC EPOXY

D. Coating of Bell Sockets and Spigot Ends

Due to the tolerances involved, the gasket area and spigot end up to 6 inches back from the end of the spigot end must be coated with 6 mils nominal, 10 mils maximum using Protecto Joint Compound. The Joint Compound shall be applied by brush to ensure coverage. Care should be taken that the Joint Compound is smooth without excess buildup in the gasket seat or on the spigot ends. Coating of the gasket seat and spigot ends shall be done after the application of the lining.

E. Number of Coats

The number of coats of lining material applied shall be as recommended by the lining manufacturer. However, in no case shall this material be applied above the dry thickness per coat recommended by the lining manufacturer in printed literature. The maximum or minimum time between coats shall be that time recommended by the lining material manufacturer. **To prevent delamination between coats, no material shall be used for lining which is not indefinitely recoatable with itself without roughening of the surface.**

F. Touch-Up & Repair

Protecto Joint Compound shall be used for touch-up or repair in accordance with manufacturer's recommendations.

IV. Inspection and certification

A. Inspection

1. All ductile iron pipe and fitting linings shall be checked for thickness using a magnetic film thickness gauge. The thickness testing shall be done using the method outlined in SSPC-PA-2 Film Thickness Rating.
2. The interior lining of all pipe barrels and fittings shall be tested for pinholes with a nondestructive 2,500 volt test. Any defects found shall be repaired prior to shipment.
3. Each pipe joint and fitting shall be marked with the date of application of the lining system along with its numerical sequence of application on that date and records maintained by the applicator of his work.

B. Certification

The pipe or fitting manufacturer must supply a certificate attesting to the fact that the applicator met the requirements of this specification, and that the material used was as specified.

V. Handling

Protecto 401 lined pipe and fittings must be handled only from the outside of the pipe and fittings. No forks, chains, straps, hooks, etc. shall be placed inside the pipe and fittings for lifting, positioning, or laying. The lined pipe shall not be dropped, hammered, or allowed to strike fixed or hard objects while being moved. Ductile iron pipe should never be forced to grade by impact or hydraulic pressure since this may damage the lining.



Ductile Iron MJ Compact Fittings

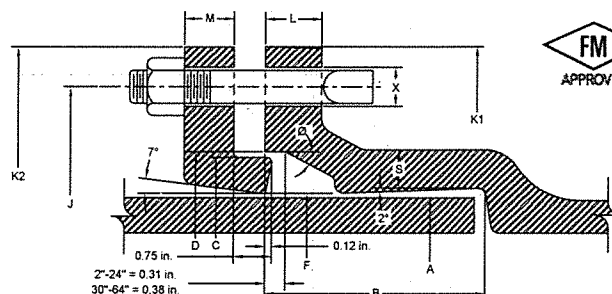
ANSI/AWWA C153/A21.53

GENERAL SPECIFICATIONS

MATERIAL:	Ductile Iron per ASTM A536
PRESSURE:	350 PSI rating for 2" - 24" sizes, 250 PSI rating for 30" - 48" sizes and 150 PSI rating for 54" - 64" sizes
TESTING:	In accordance with ANSI/AWWA C153/A21.53 and UL requirements
LAYING LENGTH:	In accordance with ANSI/AWWA C153/A21.53 (fittings not listed in ANSI/AWWA have dimensions per Star design as noted in the catalog)
DEFLECTION:	2" - 4"=8° 6"=7° 8"-12"=5° 14"-16"=3 1/2° 18"-24"=3° 30"-48"=2°
WEIGHTS:	Are in pounds, unless noted otherwise and do not include accessories, cement lining and coating
FLANGES:	Flanged ends on fittings match ANSI/AWWA C115/A21.15 and ANSI B16.1 class 125 flanges
CEMENT LINING:	In accordance with ANSI/AWWA C104/A21.4 -- size 2" - 3" single thickness and sizes 4" - 64" double thickness
COATING:	Asphaltic seal coat inside and out in accordance with ANSI/AWWA C104/A21.4 and referenced in ANSI/AWWA C153/A21.53
GASKETS:	SBR in accordance with ANSI/AWWA C111/A21.11
T-BOLTS/NUTS:	Low alloy steel in accordance with ANSI/AWWA C111/A21.11
APPROVALS:	3" - 12" UL/ULC Listed 2" and greater are UL/ANSI/NSF Standards 61 and 372 3" - 16" FM APPROVED. Please consult factory for detail listing and approvals.
DIMENSIONS:	All dimensions are in inches unless noted otherwise.
INSTALLATION:	Per ANSI/AWWA C600 and C111 using DIP conforming to C150/C151 and PVC pipe conforming to C900/C905



SUBMITTAL INFORMATION

PROJECT NAME: ENGINEER: CONTRACTOR: SPEC. SECTION: 

MECHANICAL JOINT DIMENSIONS

NOM. SIZE	A DIA.	B	C DIA.	D DIA.	F DIA.	J DIA.	K1 DIA.	K2 DIA.	L	M	S	Ø	X DIA.	BOLTS	
														SIZE	NO.
2	2.50	2.50	3.39	3.50	2.61	4.75	6.19	6.25	0.58	0.62	0.36	28°	3/4	5/8 x 3	2
3	3.96	2.50	4.84	4.94	4.06	6.19	7.62	7.69	0.58	0.62	0.39	28°	3/4	5/8 x 3	4
4	4.80	2.50	5.92	6.02	4.90	7.50	9.06	9.12	0.60	0.75	0.39	28°	7/8	3/4 x 3 1/2	4
6	6.90	2.50	8.02	8.12	7.00	9.50	11.06	11.12	0.63	0.88	0.43	28°	7/8	3/4 x 3 1/2	6
8	9.05	2.50	10.17	10.27	9.15	11.75	13.31	13.37	0.66	1.00	0.45	28°	7/8	3/4 x 3 1/2	6
10	11.10	2.50	12.22	12.34	11.20	14.00	15.62	15.62	0.70	1.00	0.47	28°	7/8	3/4 x 3 1/2	8
12	13.20	2.50	14.32	14.44	13.30	16.25	17.88	17.88	0.73	1.00	0.49	28°	7/8	3/4 x 3 1/2	8
14	15.30	3.50	16.40	16.54	15.44	18.75	20.25	20.25	0.79	1.25	0.55	28°	7/8	3/4 x 4	10
16	17.40	3.50	18.50	18.64	17.54	21.00	22.50	22.50	0.85	1.31	0.58	28°	7/8	3/4 x 4	12
18	19.50	3.50	20.60	20.74	19.64	23.25	24.83	24.75	1.00	1.38	0.68	28°	7/8	3/4 x 4	12
20	21.60	3.50	22.70	22.84	21.74	25.50	27.08	27.00	1.02	1.44	0.69	28°	7/8	3/4 x 4	14
24	25.80	3.50	26.90	27.04	25.94	30.00	31.58	31.50	1.02	1.56	0.75	28°	7/8	3/4 x 4 1/2	16
30	32.00	4.00	33.29	33.46	32.17	36.88	39.12	39.12	1.31	2.00	0.82	20°	1 1/4	1 x 5 1/2	20
36	38.30	4.00	39.59	39.76	38.47	43.75	46.00	46.00	1.45	2.00	1.00	20°	1 1/4	1 x 5 1/2	24
42	44.50	4.00	45.79	45.96	44.67	50.62	53.12	53.12	1.45	2.00	1.25	20°	1 3/4	1 1/4 x 6	28
48	50.80	4.00	52.09	52.26	50.97	57.50	60.00	60.00	1.45	2.00	1.35	20°	1 3/4	1 1/4 x 6	32
54	{Fittings & Dimensions Available On Request}														
60															
64															

SIZE RANGE (Please specify):

Size Range

LINING OPTIONS (Please check one):

- ☒ Standard: Cement lined and asphalt seal coat per ANSI/AWWA C104/A21.4 and UL/NSF-61
- ☐ Optional: FBE (Fusion Bonded Epoxy) per ANSI/AWWA C116/A21.15 and UL/NSF-61
- ☒ Optional: P401 (Protecto 401) Ceramic Epoxy - sewer applications only. Not NSF-61
- ☐ Optional: Other (specify)

COATING OPTIONS (Please check one):

- ☒ Standard: Asphaltic seal coat per ANSI/AWWA C104/A21.4
- ☐ Optional: FBE (Fusion Bonded Epoxy) per ANSI/AWWA C116/A21.15 and UL/NSF-61
- ☐ Optional: Other (specify)

UCAT.13.01-SUB
* REGISTERED TRADEMARK OF STAR PIPE PRODUCTSSTAR PIPE PRODUCTS
HOUSTON CORPORATE TOLL FREE 1-800-999-3009 FAX 281-558-9000
www.starpipeproducts.com



Ductile Iron Flanged Fittings

ANSI/AWWA C110/A21.10

GENERAL SPECIFICATIONS

MATERIAL:	Ductile iron per ASTM A536
PRESSURE:	250 PSI rating for 1" - 48" sizes and 150 PSI rating for 54" - 64"
TESTING:	In accordance with ANSI/AWWA C110/A21.10, UL and FM requirements
LAYING LENGTH:	2" - 48" sizes in accordance with ANSI/AWWA C110/A21.10 and ANSI B16.1 and 54" - 64" sizes in accordance with ANSI/AWWA C153/A21.53 (fittings not listed in ANSI/AWWA have dimensions per Star design as noted in the catalog)
WEIGHTS:	Are in pounds, unless noted otherwise and do not include accessories, cement lining and coatings
DRILLING:	In accordance with ANSI/AWWA C110/A21.10, ANSI/AWWA C153/A21.53 and ANSI B16.1 Class 125 Flanges
CEMENT LINING:	In accordance with ANSI/AWWA C104/A21.4 -- sizes 1" - 3" single thickness and sizes 4" - 64" double thickness
COATING:	Asphaltic seal coat inside in accordance with ANSI/AWWA C104/A21.4 and prime coat outside
APPROVALS:	2" - 12" Underwriters Laboratories and ULC Listed and Factory Mutual approved for 300 PSI rating. Please consult factory for detail listing and approvals. 2" and greater are UL/NSF-61.
DIMENSIONS:	All dimensions are in inches unless noted otherwise.
INSTALLATION:	Per ANSI/AWWA C110 and C111



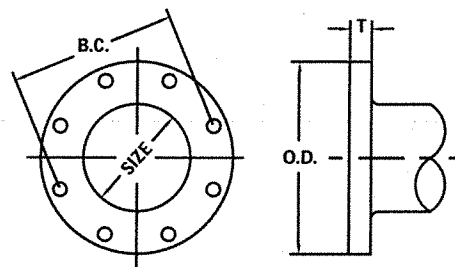
SUBMITTAL INFORMATION

PROJECT NAME: _____

ENGINEER: _____

CONTRACTOR: _____

SPEC. SECTION: _____



FLANGE DETAILS

NOM. SIZE	O.D.	B.C.	T	BOLT HOLE DIA.	BOLTS	
					SIZE	NO.
1	4.25	3.12	0.44	0.62	1/2 x 2	4
1 1/2	5.00	3.88	0.56	0.62	1/2 x 2	4
2	6.00	4.75	0.62	0.75	5/8 x 2 1/4	4
2 1/2	7.00	5.50	0.69	0.75	5/8 x 2 1/2	4
3	7.50	6.00	0.75	0.75	5/8 x 2 1/2	4
4	9.00	7.50	0.94	0.75	5/8 x 3	8
5	10.00	8.50	0.94	0.88	3/4 x 3	8
6	11.00	9.50	1.00	0.88	3/4 x 3 1/2	8
8	13.50	11.75	1.12	0.88	3/4 x 3 1/2	8
10	16.00	14.25	1.19	1.00	7/8 x 4	12
12	19.00	17.00	1.25	1.00	7/8 x 4	12
14	21.00	18.75	1.38	1.13	1 x 4 1/2	12
16	23.50	21.25	1.44	1.13	1 x 4 1/2	16
18	25.00	22.75	1.56	1.25	1 1/8 x 5	16
20	27.50	25.00	1.69	1.25	1 1/8 x 5	20
24	32.00	29.50	1.88	1.38	1 1/4 x 5 1/2	20
30	38.75	36.00	2.12	1.38	1 1/4 x 6 1/2	28
36	46.00	42.75	2.38	1.63	1 1/2 x 7	32
42	53.00	49.50	2.62	1.63	1 1/2 x 7 1/2	36
48	59.50	56.00	2.75	1.63	1 1/2 x 8	44
54	66.25	62.75	3.00	2.00	1 3/4 x 8 1/2	44
60	73.00	69.25	3.12	2.00	1 3/4 x 9	52
64	80.00	76.00	3.38	2.00	1 3/4 x 9	52

SIZE RANGE (Please specify): _____

Size Range _____

LINING OPTIONS (Please check one):

- ☐ Standard: Cement-lined and asphalt seal coat per ANSI/AWWA C104/A21.4 and UL/NSF-61
- ☐ Optional: FBE (Fusion Bonded Epoxy) per ANSI/AWWA C116/A21.15 and UL/NSF-61
- ☒ Optional: P401 (Protecto 401) Ceramic Epoxy - sewer applications only. Not NSF-61
- ☐ Optional: Other (specify) _____

COATING OPTIONS (Please check one):

- ☒ Standard: Red Prime Coat
- ☐ Optional: Asphaltic seal coat per ANSI/AWWA C104/A21.4
- ☐ Optional: FBE (Fusion Bonded Epoxy) per ANSI/AWWA C116/A21.15 and UL/NSF-61
- ☐ Optional: Other (specify) _____

UCAT:13.01-SUB
*REGISTERED TRADEMARK OF STAR PIPE PRODUCTSSTAR PIPE PRODUCTS
HOUSTON CORPORATE TOLL FREE 1-800-999-3009 FAX 281-558-9000
www.starpipeproducts.com



The Dutch Accreditation Council



Member of the FM Global Group

Certificate of Registration

FM APPROVALS, 1151 Boston Providence Turnpike, Norwood, MA 02062 issues this certificate to the Firm name below

***Star Pipe Products
4018 Westhollow Parkway
Houston, TX 77082***

after assessing the Firm's Quality System and finding it in compliance with

ISO 9001:2008

for the following Scope of Registration


Design, Development and Production of Domestic Utility Pipe Fittings & Joint Restraint Products (Ductile Iron), Design, Development and Production of DI Utility, Joint Restraint and AWWA Grooved Pipe Fittings and CI Municipal Castings for Various Industries (Exclusions: 7.5 Service Provision)

Registration No. **201201.1**

Effective Date: **February 17, 2014**

Expiration Date: **February 17, 2017**

This registration is subject to ongoing audits by FM APPROVALS. Any change to the basis of this registration requires acceptance in writing by FM APPROVALS.


**John P. Hill
Manager, Quality System Registration**

February 17, 2014
Date

Accts Payable

364-2815

24656

W-9 Form (Rev. November 2005) Department of the Treasury Internal Revenue Service	Request for Taxpayer Identification Number and Certification	Give form to the requester. Do not send to the IRS.
Name (as shown on your income tax return) CINISCO, INC.		
Business name, if different from above		
Check appropriate box: <input type="checkbox"/> Individual/ Sole proprietor <input checked="" type="checkbox"/> Corporation <input type="checkbox"/> Partnership <input type="checkbox"/> Other		
Address (number, street, and apt. or suite no.) 221 Canal St.		
City, state, and ZIP code METairie, LA 70005		
List account number(s) here (optional):		
Part I Taxpayer Identification Number (TIN)		
Enter your TIN in the appropriate box. The TIN provided must match the name given on Line 1 to avoid backup withholding. For individuals, this is your social security number (SSN). However, for a resident alien, sole proprietor, or disregarded entity, see the Part I instructions on page 3. For other entities, it is your employer identification number (EIN). If you do not have a number, see How to get a TIN on page 3.		
Note: If the account is in more than one name, see the chart on page 4 for guidelines on whose number to enter.		
Part II Certification		
Under penalties of perjury, I certify that:		
1. The number shown on this form is my correct taxpayer identification number (or I am waiting for a number to be issued to me), and		
2. I am not subject to backup withholding because: (a) I am exempt from backup withholding, or (b) I have not been notified by the Internal Revenue Service (IRS) that I am subject to backup withholding as a result of a failure to report all interest or dividends, or (c) the IRS has notified me that I am no longer subject to backup withholding, and		
3. I am a U.S. person (including a U.S. resident alien).		
Certification instructions: You must cross out item 2 above if you have been notified by the IRS that you are currently subject to backup withholding because you have failed to report all interest and dividends on your tax return. For real estate transactions, item 2 does not apply. For mortgage interest paid, acquisition or abandonment of secured property, cancellation of debt, contributions to an individual retirement arrangement (IRA), and generally, payments other than interest and dividends, you are not required to sign the Certification, but you must provide your correct TIN. (See the instructions on page 4.)		
Sign Here	Signature of U.S. person	Date
	<i>Paul E. [Signature]</i>	9/30/10
Purpose of Form		
A person who is required to file an information return with the IRS, must obtain your correct taxpayer identification number (TIN) to report, for example, income paid to you, real estate transactions, mortgage interest you paid, acquisition or abandonment of secured property, cancellation of debt, or contributions you made to an IRA.		
U.S. person. Use Form W-9 only if you are a U.S. person (including a resident alien), to provide your correct TIN to the person requesting it (the requester) and, when applicable, to:		
1. Certify that the TIN you are giving is correct (or you are waiting for a number to be issued),		
2. Certify that you are not subject to backup withholding, or		
3. Claim exemption from backup withholding if you are a U.S. exempt payee.		
In 3 above, if applicable, you are also certifying that as a U.S. person, your allocable share of any partnership income from a U.S. trade or business is not subject to the withholding tax on foreign partners' share of effectively connected income.		
Note: If a requester gives you a form other than Form W-9 to request your TIN, you must use the requester's form if it is substantially similar to this Form W-9.		
For federal tax purposes, you are considered a person if you are:		
• An individual who is a citizen or resident of the United States,		
• A partnership, corporation, company, or association created or organized in the United States or under the laws of the United States, or		
• Any estate (other than a foreign estate) or trust. See Regulations sections 301.7701-5(e) and 7(e) for additional information.		
Special rules for partnerships. Partnerships that conduct a trade or business in the United States are generally required to pay a withholding tax on any foreign partners' share of income from such business. Further, in certain cases where a Form W-9 has not been received, a partnership is required to presume that a partner is a foreign person, and pay the withholding tax. Therefore, if you are a U.S. person that is a partner in a partnership conducting a trade or business in the United States, provide Form W-9 to the partnership to establish your U.S. status and avoid withholding on your share of partnership income.		
The person who gives Form W-9 to the partnership for purposes of establishing its U.S. status and avoiding withholding on its allocable share of net income from the partnership conducting a trade or business in the United States is in the following cases:		
• The U.S. owner of a disregarded entity and not the entity,		

DATE: 1/14/2015

INVITATION TO BID
THIS IS NOT AN ORDER

BID NO.: 50-00112075

JEFFERSON PARISH
PURCHASING DEPARTMENT
P.O. BOX 9
GRETN, LA. 70054-0009
504-364-2678

Page: 1

BUYER: DNelson@jeffparish.net

BIDS WILL BE RECEIVED IN THE PURCHASING DEPARTMENT, SUITE 4400, JEFFERSON PARISH GENERAL GOVERNMENT BUILDING, 200 DERBIGNY STREET, GRETN, LA 70053 UNTIL 2:00 PM, 2/03/2015 AND PUBLICLY OPENED THEREAFTER.

LATE BIDS WILL NOT BE ACCEPTED

Unless submitting via online (see Page 3), each bid must be submitted in a sealed envelope bearing on the outside; the name of the Bidder, his address, and the name of the project for which the bid is submitted and the bid number.

NOTE: ONLY BIDS WRITTEN IN INK OR TYPEWRITTEN, AND PROPERLY SIGNED BY A MEMBER OF THE FIRM OR AUTHORIZED REPRESENTATIVE, WILL BE ACCEPTED. PENCIL AND/OR PHOTOSTATIC FIGURES OR SIGNATURES SHALL RESULT IN BID REJECTION.

INSTRUCTIONS FOR BIDDERS AND GENERAL CONDITIONS
THE FOLLOWING INSTRUCTIONS APPLY TO ALL BIDS

All bids submitted are subject to these instructions and general conditions and any special conditions and specifications contained herein, all of which are made part of this bid proposal reference. By submitting a bid, vendor agrees to comply with all provisions of Louisiana Law as well compliance with the Jefferson Parish Code of Ordinances, Louisiana Code of Ethics, applicable Jefferson Parish ethical standards and Jefferson Parish Resolution No. 113646 and/or Resolution No. 113647.

All vendors submitting bids must register as a Jefferson Parish vendor if not already yet registered. Bidders may be required to furnish current W-9 Forms and respective Tax Identification Numbers within 10 days after bid opening if such information is not on file or not up to date. Forms to register may be downloaded from www.purchasing.jeffparish.net and clicking on Vendor Information.

All quotations shall be based on F.O.B. Agency warehouse or job site, anywhere within the Parish as designated by the Purchasing Department. This provision does not apply to public works projects

JEFFERSON PARISH requires all products to be new (current) and all work must be performed according to standard practices for the project. Unless otherwise specified, no aftermarket parts will be accepted. Unless otherwise specified, all workmanship and materials must have at least one (1) year guaranty, in writing, from the date of delivery and/or acceptance of the project. Any deviations or alterations from the specifications must be indicated and/or supporting documentation supplied with bid submission.

Bidders should submit all questions in writing and fax them to the Purchasing Department at (504) 364-2693 no later than FIVE (5) working days prior to bid opening. Bid numbers should be mentioned in all requests. Questions may also be emailed to the buyer for this bid at the email address listed above. If submitting online, vendors may send questions via the E-Procurement site no later than Five (5) working days prior to the bid opening.

If this bid requires a pre-bid conference (see Additional Requirements section), bidders are advised that such conference will be held to allow bidders the opportunity to identify any discrepancies in the bid specifications and seek further clarification regarding instructions. The Purchasing Department will issue a written response to bidders' questions in the form of an Addendum. Please note that all official communication will be expressed in the form of an addendum.

All formal Addenda require written acknowledgement on the bid form by the bidder. Failure to acknowledge an Addendum on the bid form shall cause the bid to be rejected. JEFFERSON PARISH reserves the right to award bid to next lowest responsive and responsible bidder in this event.

The purpose and intention of this invitation to bid is to afford all suppliers an equal opportunity to bid on all construction, maintenance, repair, operating supplies and/or equipment listed in this bid proposal. JEFFERSON PARISH WILL ACCEPT ONE BID ONLY FROM EACH VENDOR. Items bid must meet specifications.

Visit our website at [HTTP://PURCHASING.JEFFPARISH.NET](http://PURCHASING.JEFFPARISH.NET)

JEFFERSON PARISH will accept one price for each item unless otherwise indicated. Two or more prices for one item will result in bid rejection. Bidders are required to complete, sign and return the bid form and/or complete and return the associated line item pricing forms as indicated.

If the bid exceeds \$30,000.00 and the company is duly authorized to do business in the state of Louisiana, a corporate resolution must be submitted with the bid or the person signing the bid documents must be listed on the Louisiana Secretary of State's website as an officer of the corporation, unless bidder has otherwise complied with LSA-R.S. 38:2212(A)(1)(c) or LSA-R.S. 38:2212 (O). If the bid is in excess of \$30,000 and bidder is registered out of the state of Louisiana, a corporate resolution must be submitted with the bid, unless bidder has otherwise complied with LSA-R.S. 38:2212(A)(1)(c) or LSA-R.S. 38:2212 (O). Failure to comply will cause bid to be rejected; the Parish reserves the right to award bid to the next lowest responsive and responsible bidder in this event. Bids submitted by Owner or Sole Proprietorships must include certification that he or she owns the entity for which the bid is signed. Sole proprietors submitting bids for public works projects shall within 10 days after bid opening submit sole proprietorship certification.

NOTE: A sample corporate resolution can be downloaded from our website <http://purchasing.jeffparish.net> or you may provide your own document. A sample certification of sole proprietorship can also be downloaded from our website <http://purchasing.jeffparish.net> or you may provide your own document.

INSTRUCTIONS FOR BIDDERS AND GENERAL CONDITIONS

A. AWARD OF CONTRACT: JEFFERSON PARISH reserves the right to award contracts or place orders on a lump sum or individual item basis, or such combination, as shall in its judgment be in the best interest of JEFFERSON PARISH. Every contract or order shall be awarded to the LOWEST RESPONSIVE and RESPONSIBLE BIDDER, taking into consideration the CONFORMITY WITH THE SPECIFICATIONS and the DELIVERY AND/OR COMPLETION DATE. IN THE EVENT OF SPLIT AWARD, THE PURCHASING DEPARTMENT MAY CONTACT VENDORS TO REQUEST REQUIRED AFFIDAVITS. THOSE VENDORS WILL HAVE 10 DAYS FROM THE DATE OF NOTICE TO SUBMIT COMPLETE, SIGNED AND NOTARIZED AFFIDAVITS IN ORIGINAL FORMATS.

All bid prices shall remain valid for 45 days. Jefferson Parish and the lowest responsive and responsible bidder(s) by mutual written consent may mutually agree to extend the deadline for award by one (1) or more extensions of thirty (30) calendar days.

Preference is hereby given to materials, supplies, and provisions produced, manufactured or grown in Louisiana, quality being equal to articles offered by competitors outside the state. "LSA-R.S.38:2251-2261"

B. USE OF BRAND NAMES AND STOCK NUMBERS: Where brand names and stock numbers are specified, it is for the purpose of establishing certain minimum standards of quality. Bids may be submitted for products of equal quality, provided brand names and stock numbers are specified. Complete product data may be required prior to award.

C. CANCELLATION OF CONTRACT: JEFFERSON PARISH reserves the right to cancel all or any part if not shipped promptly. No charges will be allowed for parking or cartage unless specified in quotation. The order must not be filled at a higher price than quoted. JEFFERSON PARISH reserves the right to cancel any contract at anytime and for any reason by issuing a THIRTY (30) day written notice to the contractor.

For good cause and as consideration for executing a contract with Jefferson Parish, vendor conveys, sells, assigns and transfers to Jefferson Parish or its assigns all rights, title and interest in and to all causes of action it may now or hereafter acquire under the antitrust laws of the United States and the State of Louisiana, relating to the particular good or services purchased or acquired by Jefferson Parish.

D. PRICES: Jefferson Parish is exempt from paying sales tax under LSA-R.S. 47:301 (8)(c). All prices for purchases by Jefferson Parish of supplies and materials shall be quoted in the unit of measure specified and unless otherwise specified, shall be exclusive of state and Parish taxes. The price quoted for work shall be stated in figures. In the event there is a difference in unit prices and totals, the unit price shall prevail.

Quantities listed are for bidding purposes only. Actual requirements may be more or less than quantities listed.

Bidders are not to exclude from participation in, deny the benefits of, or subject to discrimination under any program or activity, any person in the United States on the grounds of race, color, national origin, or sex; nor discriminate on the basis of age under the Age Discrimination Act of 1975, or with respect to an otherwise qualified handicapped individual as provided in Section 504 of the Rehabilitation Act of 1973, or on the basis of religion, except that any exemption from such prohibition against discrimination on the basis of religion as provided in the Civil Rights Act of 1964, or Title VI and VII of the Act of April 11, 1968, shall also apply. This assurance includes compliance with the administrative requirements of the Revenue Sharing final handicapped discrimination provisions contained in Section 51.55 (c), (d), (e), and (k)(5) of the Regulations. New construction or renovation projects must comply with Section 504 of the 1973 Rehabilitation Act, as amended, in accordance with the American National Standard Institute's specifications (ANSI A17.1-1961).

E. RESPONSE TO INVITATION: If your company is unable to bid on this request, please state your reason on bid form, and return to this office before bid opening date. Failure to do so may result in the removal of your company from Jefferson Parish's vendors list.

F. POSTING OF BIDS: A listing of bids will be posted on bulletin board in Suite 4400, Jefferson Parish General Government Building, Gretna, LA and will remain posted until close of respective bids.

Advertised bids will be tabulated and a copy of the tabulation will be forwarded to each responding bidder.

IN ACCORDANCE WITH STATE REGULATIONS JEFFERSON PARISH OFFERS ELECTRONIC PROCUREMENT TO ALL VENDORS

This Electronic Procurement System allows vendors the convenience of reviewing and submitting bids online. This is a secure site and authorized personnel have limited read access only. Please note requirements contained in this bid package for electronic bid submission.

Please visit the Purchasing Department webpage at <http://purchasing.jeffparish.net> to register and review Jefferson Parish solicitations.

The general specifications for construction projects and the purchase of materials, services and/or supplies are those adopted by the JEFFERSON PARISH Council by Resolution No. 113646 or 113647 dated 12/09/09. The general conditions adopted by this resolution shall be considered as much a part of this document as if they were written wholly herein. A copy may be obtained from the Office of the Parish Clerk, Suite 6700, Jefferson Parish General Government Building, 200 Derbigny Street, Gretna, LA 70053. You may also obtain a copy by visiting the Purchasing Department webpage at <http://purchasing.jeffparish.net> and clicking on Online Forms.

ADDITIONAL REQUIREMENTS FOR THIS BID

PLEASE MATCH THE NUMBERS PRINTED IN THIS BOX WITH THE CORRESPONDING INSTRUCTIONS BELOW.

10, 12, 13, 15

1. All bidders must attend the pre-bid conference in relation to this bid; attendance is mandatory. Failure to attend will prohibit a company from submitting a bid. Vendors arriving after the mandatory pre-bid conference begins will not be allowed to sign in as evidence of attendance.
2. Attendance to this pre-bid conference is optional. However, failure to attend the pre-bid conference shall not relieve the bidder of responsibility for information discussed at the conference. Furthermore, failure to attend the pre-bid conference and inspection does not relieve the successful bidder from the necessity of furnishing materials or performing any work that may be required to complete the work in accordance with the specification with no additional cost to the owner.
3. Contractor must hold current applicable JEFFERSON PARISH licenses with the Department of Inspection and Code Enforcement. Contractor shall obtain any and all permits required by the JEFFERSON PARISH Department of Inspection and Code Enforcement. The contractor shall be responsible for the payment of these permits. All permits must be obtained prior to the start of the project. Contractor must also hold any and all applicable Federal and State licenses. Contractor shall be responsible for the payment of these permits and shall obtain them prior to the start of the project.

INSTRUCTIONS FOR BIDDERS AND GENERAL CONDITIONS

4. A LA State Contractor's License will be required in accordance with LSA R.S. 37-2150 et. seq. and such license number will be shown on the outside of the bid envelope. Failure to comply will cause the bid to be rejected. Additionally if submitting the bid electronically, then the license number must be entered in the appropriate field in the Electronic Procurement system. Failure to comply will cause the bid to be rejected.
5. It is the bidder's responsibility to visit the job site and evaluate the job before submitting a bid.
6. Job site must be clean and free of all litter and debris daily and upon completion of the contract. Passageways must be kept clean and free of material, equipment, and debris at all times. Flammable material must be removed from the job site daily because storage will not be permitted on the premises. Precautions must be exercised at all times to safeguard the welfare of JEFFERSON PARISH and the general public.
7. PUBLIC WORKS BIDS: All awards for public works in excess of \$5,000.00 will be reduced to a formal contract which shall be recorded at the contractor's expense with the Clerk of Court and Ex-Officio Recorder of Mortgages for the Parish of Jefferson. A price list of recordation costs may be obtained from the Clerk of Court and Ex-Officio Recorder of Mortgages for the Parish of Jefferson. All awards in excess of \$25,000.00 will require both a performance and a payment bond. Unless otherwise stated in the bid specifications, the performance bond requirements shall be 100% of the contract price. Unless otherwise state in the bid specifications, the payment bond requirements shall be 100% of the contract price. Both bonds shall be supplied at the signing of the contract.
8. NON-PUBLIC WORKS BIDS: A performance bond will be required for this bid. The amount of the bond will be 100% of the contract price unless otherwise indicated in the specifications. The performance bond shall be supplied at the signing of the contract.
9. NON-PUBLIC WORKS BIDS: A payment bond will be required for this bid. The amount of the bond will be 100% of the contract price unless otherwise indicated in the specifications. The payment bond shall be supplied at the signing of the contract.
10. Unless otherwise stated in the bid specifications, the successful bidder will be required to procure standard insurance policies evidencing Parish-mandated insurance requirements as indicted on the attached sheet. The current certificate of insurance must be submitted by low bidder within 10 days after bid opening to the Purchasing Department. Failure to comply will cause bid to be rejected. JEFFERSON PARISH reserves the right to award bid to the next lowest responsive and responsible bidder in this event.
11. A bid bond will be required with bid submission in the amount of 5% of the total bid, unless otherwise stated in the bid specifications. Acceptable forms shall be limited to cashier's check, certified check, money order, or surety bid bond. If submitting bid online, vendors must submit bond through respective online clearinghouse bond management system as indicated in the Electronic Procurement system.
12. This is a requirements contract to be provided on an as needed basis. JEFFERSON PARISH makes no representations or warranties with regard to minimum guaranteed quantities unless otherwise stated in the bid specifications.
13. Freight charges should be included in total cost when quoting. If not quoted FOB DELIVERED, freight must be quoted as a separate item. Bid may be rejected if not quoted FOB DELIVERED or if freight charges are not indicated on bid form.
14. PUBLIC WORKS BIDS - Completed, Signed and Properly Notarized Affidavits (in Original Format) required; Non-Conviction Affidavit, Non-Collusion Affidavit, Campaign Contribution Affidavit and E-Verify Affidavit must be completed, signed, notarized and submitted by low bidder within 10 days after bid opening to the Purchasing Department on all solicitations for construction, alteration or demolition of public building or project, including but not limited to requirements found in LSA-RS 38:2212.9; LSA-RS 38:2212.10; LSA-RS 38:2224; Code of Ordinances, Jefferson Parish, Louisiana, Sec 2-923.1. Failure to comply will cause bid to be rejected; the Parish reserves the right to award bid to the next lowest responsive and responsible bidder in this event. For the convenience of vendors, all affidavits have been combined into one form entitled PUBLIC WORKS BID AFFIDAVIT. This affidavit must be submitted in its original format for the bid to be considered responsive.
15. NON PUBLIC WORK BIDS - Completed, Signed and Properly Notarized Affidavits (in Original Format) required; Non-Collusion Affidavit, and Campaign Contribution Affidavit must be completed, signed, notarized and submitted by low bidder with bid submission within 10 days after bid opening to the Purchasing Department. See LSA-RS 38:2212.10; LSA-RS 38:2224; Code of Ordinances, Jefferson Parish, Louisiana, Sec 2-923.1 Failure to comply will cause bid to be rejected; the Parish reserves the right to award bid to the next lowest responsive and responsible bidder in this event. For the convenience of vendors, all affidavits have been combined into one form entitled NON-PUBLIC WORKS BID AFFIDAVIT. This affidavit must be submitted in its original format for the bid to be considered responsive.

It shall be the duty of every parish officer, employee, department, agency, special district, board, and commission: and the duty of every contractor, subcontractor, and licensee of the parish, and the duty of every applicant for certification of eligibility for a parish contract or program, to cooperate with the Inspector General in any investigation, audit, inspection, performance review, or hearing pursuant to Jefferson Parish Code of Ordinances Section 2-155.10(19). By submitting a bid, vendor acknowledges this and will abide by all provisions of the referenced Jefferson Parish Code of Ordinances.

DATE: 1/14/2015

Page: 5

BID NO.: 50-00112075

BID FORM
Non Public Works

All Public Work Projects are required to use the Louisiana Uniform Public Work Bid Form

All prices must be held firm unless an escalation provision is requested in this bid. Jefferson Parish will allow one escalation during the term of the contract, which may not exceed the U.S. Bureau of Labor Statistics National Index for all Urban Consumers, unadjusted 12 month figure. The most recently published figure issued at the time an adjustment is requested will be used. A request must be made in writing by the vendor, and the escalation will only be applied to purchases made after the request is made.

Are you requesting an escalation provision?

YES _____ NO X

MAXIMUM ESCALATION PERCENTAGE REQUESTED _____ %

INITIAL BID PRICES WILL REMAIN FIRM THROUGH THE DATE OF _____

For the purposes of comparison of bids when an escalation provision is requested, Jefferson Parish will apply the maximum escalation percentage quoted by the bidder to the period to which it is applied in the bid. The initial price and the escalation will be used to calculate the total bid price. It will be assumed, for comparison of prices only, that an equal amount of material or labor is purchased each month throughout the entire contract.

DELIVERY: FOB JEFFERSON PARISH

INDICATE DELIVERY DATE ON EQUIPMENT AND SUPPLIES

AS Needed

LOUISIANA CONTRACTOR'S LICENSE NO.: (if applicable) _____

THIS SECTION MUST BE COMPLETED BY BIDDER:

FIRM NAME: HD Supply Waterworks

ADDRESS: 11323 Cloverland Ave

CITY, STATE: Baton Rouge, LA ZIP: 70809

TELEPHONE: (504) 460-9845 FAX: (225) 756-4144

EMAIL ADDRESS: lisa.cliburn@hdsupply.com

In the event that addenda are issued with this bid, bidders MUST acknowledge all addenda on the bid form. Bidder must acknowledge receipt of an addendum on the bid form as indicated. Failure to acknowledge any addendum on the bid form will result in bid rejection.

Acknowledge Receipt of Addenda: NUMBER: _____

NUMBER: _____

NUMBER: _____

NUMBER: _____

TOTAL PRICE OF ALL BID ITEMS: \$ 175,365⁶⁵

AUTHORIZED SIGNATURE: [Signature]

TITLE: BRANCH MANAGER

BRETT STAFFORD
Printed Name

SIGNING INDICATES YOU HAVE READ AND COMPLY WITH THE INSTRUCTIONS AND CONDITIONS.

NOTE: All bids should be returned with the BID NUMBER and BID OPENING DATE indicated on the outside of the envelope submitted to the Purchasing Department.

INVITATION TO BID FROM JEFFERSON PARISH - continued

BID NO.: 50-00112075

SEALED BID

ITEM NUMBER	QUANTITY	U/M	DESCRIPTION OF ARTICLES	UNIT PRICE QUOTED	TOTALS
			ONE (1) YEAR CONTRACT FOR DUCTILE IRON FITTINGS AND ADAPTER KITS FOR JEFFERSON PARISH DEPARTMENT OF PUBLIC WORKS, WATER AND ALL JEFFERSON PARISH AGENCIES AND MUNICIPALITIES		
1	1.00	ONLY	0010-MECHANICAL JOINT OSLID REPAIR SLEEVES 3 IN (CLOSE BODY)	40.85	40.85
			GROUP 1		
2	1.00	ONLY	0020-MECHANICAL JOINT SOLID REPAIR SLEEVES 3 INCH (COMPACT BODY)	31.85	31.85
			GROUP 1		
3	1.00	ONLY	0030-MECHANICAL JOINT SOLID REPAIR SLEEVES 4 INCH (LONG BODY)	44.00	44.00
			GROUP 1		
4	1.00	ONLY	0040-MECHANICAL JOINT SOLID REPAIR SLEEVES 4 INCH (COMPACT BODY)	31.30	31.30
			GROUP 1		
5	1.00	ONLY	0050-MECHANICAL JOINT SOLID REPAIR SLEEVES 6 INCH (LONG BODY)	78.05	78.05
			GROUP 1		
6	1.00	ONLY	0060-MECHANICAL JOINT SOLID REPAIR SLEEVES 6 INCH (COMPACT BODY)	55.75	55.75
			GROUP 1		
7	1.00	ONLY	0070-MECHANICAL JOINT SOLID REPAIR SLEEVES 8 INCH (LONG BODY)	123.15	123.15
			GROUP 1		
8	1.00	ONLY	0080-MECHANICAL JOINT SOLID REPAIR SLEEVES 8 INCH (COMPACT BODY)	73.25	73.25
			GROUP 1		
9	1.00	ONLY	0090-MECHANICAL JOINT OSLID REPAIR SLEEVES 10 INCH (LONG BODY)	146.00	146.00

INVITATION TO BID FROM JEFFERSON PARISH - continued

BID NO.: 50-00112075

SEALED BID

ITEM NUMBER	QUANTITY	U/M	DESCRIPTION OF ARTICLES	UNIT PRICE QUOTED	TOTALS
			GROUP 1		
10	1.00	ONLY	0100-MECHANICAL JOINT SOLID REPAIR SLEEVES 10 INCH (COMPACT BODY)	127.95	127.95
			GROUP 1		
11	1.00	ONLY	0110-MECHANICAL JOINT SOLID REPAIR SLEEVE 12 INCH (LONG BODY)	197.00	197.00
			GROUP 1		
12	1.00	ONLY	0120-MECHANICAL JOINT SOLID REPAIR SLEEVES 12 INCH (COMPACT BODY)	143.35	143.35
			GROUP 1		
13	1.00	ONLY	0130-MECHANICAL JOINT SOLID REPAIR SLEEVES 14 INCH (LONG BODY)	297.30	297.30
			GROUP 1		
14	1.00	ONLY	0140-MECHANICAL JOINT SOLID REPAIR SLEEVES 14 INCH (COMPACT BODY)	269.70	269.70
			GROUP 1		
15	1.00	ONLY	0150-MECHANICAL JOINT SOLID REPAIR SLEEVES 16 INCH (LONG BODY) 16"	376.95	376.95
			GROUP 1		
16	1.00	ONLY	0160-MECHANICAL JOINT SOLID REPAIR SLEEVES 16 INCH (COMPACT BODY)	335.00	335.00
			GROUP 1		
17	1.00	ONLY	0170-MECHANICAL JOINT SOLID REPAIR SLEEVES 18 INCH (LONG BODY)	474.60	474.60
			GROUP 1		
18	1.00	ONLY	0180-MECHANICAL JOINT SOLID REPAIR SLEEVES 18 INCH (COMPACT BODY)	418.35	418.35

INVITATION TO BID FROM JEFFERSON PARISH - continued

BID NO.: 50-00112075

SEALED BID

ITEM NUMBER	QUANTITY	U/M	DESCRIPTION OF ARTICLES	UNIT PRICE QUOTED	TOTALS
			GROUP 1		
19	1.00	ONLY	0190-MECHANICAL JOINT SOLID REPAIR SLEEVES 20 INCH (LONG BODY)	572.85	572.85
			GROUP 1		
20	1.00	ONLY	0200-MECHANICAL JOINT SOLID REPAIR SLEEVES 20 INCH (COMPACT BODY)	511.80	511.80
			GROUP 1		
21	1.00	ONLY	0210-MECHANICAL JOINT SOLID REPAIR SLEEVES 24 INCH (LONG BODY)	755.00	755.00
			GROUP 1		
22	1.00	ONLY	0220-MECHANICAL JOINT SOLID REPAIR SLEEVES 24 INCH (COMPACT BODY)	675.85	675.85
			GROUP 1		
23	1.00	ONLY	0230-MECHANICAL JOINT SOLID REPAIR SLEEVES 30 INCH (LONG BODY)	1554.55	1554.55
			GROUP 1		
24	1.00	ONLY	0240-MECHANICAL JOINT SOLID REPAIR SLEEVES 30 INCH (COMPACT BODY)	1374.00	1374.00
			GROUP 1		
25	1.00	ONLY	0250-MECHANICAL JOINT SOLID REPAIR SLEEVES 36 INCH (LONG BODY) C-110	3522.00	3522.00
			GROUP 1		
26	1.00	ONLY	0260-MECHANICAL JOINT SOLID REPAIR SLEEVES 36 INCH (COMPACT BODY) C-110	2903.00	2903.00
			GROUP 1		
27	1.00	ONLY	0270-MECHANICAL JOINT SOLID REPAIR SLEEVES 42 INCH (LONG BODY) C-110	3934.00	3934.00

INVITATION TO BID FROM JEFFERSON PARISH - continued

BID NO.: 50-00112075

SEALED BID

ITEM NUMBER	QUANTITY	U/M	DESCRIPTION OF ARTICLES	UNIT PRICE QUOTED	TOTALS
			GROUP 1		
28	1.00	ONLY	0280-MECHANICAL JOINT SOLID REPAIR SLEEVES 42 INCH (COMPACT BODY) C-110	3318.00	3318.00
			GROUP 1		
29	1.00	ONLY	0290-MECHANICAL JOINT SOLID REPAIR SLEEVES 48 INCH (LONG BODY) C-110	6276.00	6276.00
			GROUP 1		
30	1.00	ONLY	0300-MECHANICAL JOINT SOLID REPAIR SLEEVES 48 INCH (COMPACT BODY) C-110	4985.00	4985.00
			GROUP 1		
31	1.00	ONLY	0310-MECHANICAL JOINT, 90 DEGREE BENDS 3 INCH	46.70	46.70
			GROUP 2 MECHANICAL JOINT 90 DEGREE BENDS 0310-0420		
32	1.00	ONLY	0320-MECHANICAL JOINT 90 DEGREE BENDS 6 INCH	83.35	83.35
			GROUP 2		
33	1.00	ONLY	0330-MECHANICAL JOINT 90 DEGREE BENDS 8 INCH	121.55	121.55
			GROUP 2		
34	1.00	ONLY	0340-MECHANICAL, JOINT, 90 DEGREE BENDS 10 INCH	192.20	192.20
			GROUP 2		
35	1.00	ONLY	0350-MECHANICAL JOINT, 90 DEGREE BENDS 12 INCH	258.00	258.00
			GROUP 2		
36	1.00	ONLY	0360-MECHANICAL JOINT, 90 DEGREES BENDS 14 INCH	431.65	431.65
			GROUP 2		

DATE: 1/14/2015

INVITATION TO BID FROM JEFFERSON PARISH - continued

Page 10

BID NO.: 50-00112075

SEALED BID

ITEM NUMBER	QUANTITY	U/M	DESCRIPTION OF ARTICLES	UNIT PRICE QUOTED	TOTALS
37	1.00	ONLY	0370-MECHANICAL JOINT,90 DEGREE BENDS 16 INCH GROUP 2	577.10	577.10
38	1.00	ONLY	0380-MECHANICAL JOINT,90 DEGREE BENDS 18 INCH GROUP 2	697.60	697.60
39	1.00	ONLY	0390-MECHANICAL JOINT,90 DEGREE BENDS 20 INCH GROUP 2	946.10	946.10
40	1.00	ONLY	0400-MECHANICAL JOINT,90 DEGREE BENDS 24 INCH GROUP 2	1414.40	1414.40
41	1.00	ONLY	0410-MECHANICAL JOINT,90 DEGREE BENDS 30 INCH C-110 GROUP 2	4448.00	4448.00
42	1.00	ONLY	0420-MECHANICAL JOINT,90 DEGREE BENDS 36 INCH C-110 GROUP 2	6066.00	6066.00
43	1.00	ONLY	0430-MECHANICAL JOINT X FLANGE 90 DEGREE BENDS,3 INCH GROUP 3	49.40	49.40
44	1.00	ONLY	0440-MECHANICAL JOINT,JOINT X FLANGE, 90 DEGREE BENDS, 4 INCH GROUP 3	61.60	61.60
45	1.00	ONLY	0450-MECHANICAL JOINT X FLANGE, 90 DEGREE BENDS, 6 INCH GROUP 3	106.70	106.70
46	1.00	ONLY	0460-MECHANICAL JOINT,JOINT X FLANGE 90 DEGREE BENDS, 8 INCH GROUP 3	178.90	178.90

INVITATION TO BID FROM JEFFERSON PARISH - continued

BID NO.: 50-00112075

SEALED BID

ITEM NUMBER	QUANTITY	U/M	DESCRIPTION OF ARTICLES	UNIT PRICE QUOTED	TOTALS
47	1.00	ONLY	0470-MECHANICAL JOINT T X FLANGE 90 DEGREE BENDS, 30 INCH C-110 GROUP 3	11,321.00	11,321.00
48	1.00	ONLY	0480-MECHANICAL JOINT X FLANGE, 90 DEGREE BENDS, 36 INCH C-110 GROUP 3	15,243.00	15,243.00
49	1.00	ONLY	0490-MECHANICAL JOINT, 45 DEGREE BENDS 3 INCH GROUP 4 MECHANICAL JOINT, 45 DEGREE BENDS (0490-610)	41.40	41.40
50	1.00	ONLY	0500-MECHANICAL JOINT, 45 DEGREE BENDS 4 INCH GROUP 4	41.95	41.95
51	1.00	ONLY	0510-MECHANICAL JOINT, 45 DEGREE BENDS 6 INCH GROUP 4	67.95	67.95
52	1.00	ONLY	0520-MECHANICAL JOINT, 45 DEGREE BENDS 8 INCH GROUP 4	98.20	98.20
53	1.00	ONLY	0530-MECHANICAL JOINT, 45 DEGREE BENDS 10 INCH GROUP 4	143.35	143.35
54	1.00	ONLY	0540-MECHANICAL JOINT, 45 DEGREE BENDS 12 INCH GROUP 4	213.40	213.40
55	1.00	ONLY	0550-MECHANICAL JOINT, 45 DEGREE BENDS 14 INCH GROUP 4	335.55	335.55
56	1.00	ONLY	0560-MECHANICAL JOINT, 45 DEGREE BENDS 16 INCH	418.40	418.40

INVITATION TO BID FROM JEFFERSON PARISH - continued

BID NO.: 50-00112075

SEALED BID

ITEM NUMBER	QUANTITY	U/M	DESCRIPTION OF ARTICLES	UNIT PRICE QUOTED	TOTALS
			GROUP 4		
57	1.00	ONLY	0570-MECHANICAL JOINT,45 DEGREE BENDS 18 INCH	585.60	585.60
			GROUP 4		
58	1.00	ONLY	0580-MECHANICAL JOINT,45 DEGREE BENDS 20 INCH	644.00	644.00
			GROUP 4		
59	1.00	ONLY	0590-MECHANICAL JOINT,45 DEGREE BENDS 24 INCH	938.15	938.15
			GROUP 4		
60	1.00	ONLY	0600-MECHANICAL JOINT,45 DEGREE BENDS 30 INCH C-110	3501.00	3501.00
			GROUP 4		
61	1.00	ONLY	0610-MECHANICAL JOINT 45 DEGREE BENDS 36 INCH C-110	5252.00	5252.00
			GROUP 4		
62	1.00	ONLY	0620-MECHANICAL JOINT X FLANGE 45 DEGREE BENDS,3 INCH	59.50	59.50
			GROUP 5		
63	1.00	ONLY	0630-MECHANICAL JOINT X FLANGE 45 DEGREE BENDS,4 INCH	61.05	61.05
			GROUP 5		
64	1.00	ONLY	0640-MECHANICAL JOINT X FLANGE 45 DEGREE BENDS,6 INCH	89.20	89.20
			GROUP 5		
65	1.00	ONLY	0650-MECHANICAL JOINT X FLANGE 45 DEGREE BENDS, 8 INCH	172.00	172.00
			GROUP 5		
66	1.00	ONLY	0660-MECHANICAL JOINT,22-1/2 DEGREE BENDS 3 INCH	26.00	26.00
			GROUP 6		

DATE: 1/14/2015

Page 13

INVITATION TO BID FROM JEFFERSON PARISH - continued

BID NO.: 50-00112075

SEALED BID

ITEM NUMBER	QUANTITY	U/M	DESCRIPTION OF ARTICLES	UNIT PRICE QUOTED	TOTALS
			MECHANICAL JOINT 22-1/2 DEGREE BENDS (0660-0760)		
67	1.00	ONLY	0670-MECHANICAL JOINT, 22-1/2 DEGREE BENDS, 4 INCH	39.85	39.85
			GROUP 6		
68	1.00	ONLY	0680-MECHANICAL JOINT, 22-1/2 DEGREE BENDS, 6 INCH	62.10	62.10
			GROUP 6		
69	1.00	ONLY	0690-MECHANICAL JOINT, 22-1/2 DEGREE BENDS, 8 INCH	96.10	96.10
			GROUP 6		
70	1.00	ONLY	0700-MECHANICAL JOINT, 22-1/2 DEGREE BENDS, 10 INCH	141.75	141.75
			GROUP 6		
71	1.00	ONLY	0710-MECHANICAL JOINT, 22-1/2 DEGREE BENDS, 12 INCH	186.35	186.35
			GROUP 6		
72	1.00	ONLY	0720-MECHANICAL JOINT, 22-1/2 DEGREE BENDS, 14 INCH	339.80	339.80
			GROUP 6		
73	1.00	ONLY	0730-MECHANICAL JOINT, 22-1/2 DEGREE BENDS, 16 INCH	396.60	396.60
			GROUP 6		
74	1.00	ONLY	0740-MECHANICAL JOINT, 22-1/2 DREGREE BENDS, 18 INCH	493.20	493.20
			GROUP 6		
75	1.00	ONLY	0750-MECHANICAL JOINT, 22-1/2 DEGREE BENDS, 20 INCH	659.95	659.95
			GROUP 6		
76	1.00	ONLY	0760-MECHANICAL JOINT, 22-1/2 DEGREE BENDS, 24 INCHES	873.00	873.00
			GROUP 6		

DATE: 1/14/2015

Page 14

INVITATION TO BID FROM JEFFERSON PARISH - continued

BID NO.: 50-00112075

SEALED BID

ITEM NUMBER	QUANTITY	U/M	DESCRIPTION OF ARTICLES	UNIT PRICE QUOTED	TOTALS
77	1.00	ONLY	0770-MECHANICAL JOINT, 11-1/4 DEGREE BENDS, 6 INCH GROUP 7 MECHANICAL JOINT, 11-1/4 DEGREE BENDS (0770-800)	64.25	64.25
78	1.00	ONLY	0780-MECHANICAL JOINT, 11-1/4 DEGREE BENDS, 8 INCH GROUP 7	87.60	87.60
79	1.00	ONLY	0790-MECHANICAL JOINT, 11-1/4 DEGREE BENDS, 12 INCH GROUP 7	172.55	172.55
80	1.00	ONLY	0800-MECHANICAL JOINT, 11-1/4 DEGREE BENDS, 20 INCH GROUP 7	612.70	612.70
81	1.00	ONLY	0810-MECHANICAL JOINT TEES, 3 INCH BY 3 INCH GROUP 8 MECHANICAL JOINT TEES (0810-0980)	62.10	62.10
82	1.00	ONLY	0820-MECHANICAL JOINT TEES, 4 INCH BY 4 INCH GROUP 8	68.50	68.50
83	1.00	ONLY	0830-MECHANICAL JOINT TEES, 6 INCH BY 4 INCH GROUP 8	111.50	111.50
84	1.00	ONLY	0840-MECHANICAL JOINT TEES, 6 INCH BY 6 INCH GROUP 8	120.50	120.50
85	1.00	ONLY	0850-MECHANICAL JOINT TEES, 8 INCH BY 6 INCH GROUP 8	150.25	150.25
86	1.00	ONLY	0860-MECHANICAL JOINT TEES, 8 INCH BY 8 INCH	181.05	181.05

DATE: 1/14/2015

Page 15

INVITATION TO BID FROM JEFFERSON PARISH - continued

BID NO.: 50-00112075

SEALED BID

ITEM NUMBER	QUANTITY	U/M	DESCRIPTION OF ARTICLES	UNIT PRICE QUOTED	TOTALS
			GROUP 8		
87	1.00	ONLY	0870-MECHANICAL JOINT TEES,10 INCH BY 6 INCH	192.20	192.20
			GROUP 8		
88	1.00	ONLY	0880-MECHANICAL JOINT TEES,10 INCH BY 8 INCH	225.10	225.10
			GROUP 8		
89	1.00	ONLY	0890-MECHANICAL JOINT TEES,10 INCH BY 10 INCH	257.00	257.00
			GROUP 8		
90	1.00	ONLY	0900-MECHANICAL JOINT TEES,12 INCH BY 6 INCH	243.15	243.15
			GROUP 8		
91	1.00	ONLY	0910-MECHANICAL JOINT TEES, 12 INCH BY 8 INCH	280.30	280.30
			GROUP 8		
92	1.00	ONLY	0920-MECHANICAL JOINT TEES,12 INCH BY 12 INCH	358.90	358.90
			GROUP 8		
93	1.00	ONLY	0930-MECHANICAL JOINT TEES,16 INCH BY 6 INCH	501.70	501.70
			GROUP 8		
94	1.00	ONLY	0940-MECHANICAL JOINT TEES,16 INCH BY 8 INCH	544.70	544.70
			GROUP 8		
95	1.00	ONLY	0950-MECHANICAL JOINT TEES,16 INCH BY 12 INCH	651.45	651.45
			GROUP 8		
96	1.00	ONLY	0960-MECHANICAL JOINT TEES,16 INCH BY 16 INCH	821.90	821.90
			GROUP 8		
97	1.00	ONLY	0970-MECHANICAL JOINT TEES,24 INCH BY 6 INCH	942.40	942.40

INVITATION TO BID FROM JEFFERSON PARISH - continued

BID NO.: 50-00112075

SEALED BID

ITEM NUMBER	QUANTITY	U/M	DESCRIPTION OF ARTICLES	UNIT PRICE QUOTED	TOTALS
			GROUP 8		
98	1.00	ONLY	0980-MECHANICAL JOINT TEES, 24 INCH BY 24 INCH	1601.25	1601.25
			GROUP 8		
99	1.00	ONLY	0990-MECHANICAL JOINT X FLANGE TEES 6 INCH BY 4 INCH	133.80	133.80
			GROUP 9 MECHANICAL JOINT X FLANGE TEES (0990-1050)		
100	1.00	ONLY	1000-MECHANICAL JOINT X FLANGE TEES 6 INCH BY 6 INCH	145.45	145.45
			GROUP 9		
101	1.00	ONLY	1010-MECHANICAL JOINT X FLANGE TEES 8 INCH BY 6 INCH	167.75	167.75
			GROUP 9		
102	1.00	ONLY	1020-MECHANICAL JOINT X FLANGE TEES 10 INCH BY 10 INCH	377.50	377.50
			GROUP 9		
103	1.00	ONLY	1030-MECHANICAL JOINT X FLANGE TEES 10 INCH BY 6 INCH	276.00	276.00
			GROUP 9		
104	1.00	ONLY	1040-MECHANICAL JOINT X FLANGE TEES, 12 INCH BY 6 INCH	317.00	317.00
			GROUP 9		
105	1.00	ONLY	1050-MECHANICAL JOINT X FLANGE TEES 16 INCH BY 12 INCH	842.05	842.05
			GROUP 9		
106	1.00	ONLY	1060-MECHANICAL JOINT X SWIVEL TEES, 6 INCH BY 6 INCH	139.10	139.10
			GROUP 10		
107	1.00	ONLY	1070-MECHANICAL JOINT X SWIVEL TEES, 8 INCH BY 6 INCH	174.65	174.65

INVITATION TO BID FROM JEFFERSON PARISH - continued

BID NO.: 50-00112075

SEALED BID

ITEM NUMBER	QUANTITY	U/M	DESCRIPTION OF ARTICLES	UNIT PRICE QUOTED	TOTALS
			GROUP 10		
108	1.00	ONLY	1080-MECHANICAL JOINT X SWIVEL TEES 8 INCH BY 8 INCH	254.30	254.30
			GROUP 10		
109	1.00	ONLY	1090-MECHANICAL JOINT X SWIVEL TEES, 10 INCH BY 6 INCH	215.55	215.55
			GROUP 10		
110	1.00	ONLY	1100-MECHANICAL JOINT X SWIVEL TEES 12 INCH BY 6 INCH	249.50	249.50
			GROUP 10		
111	1.00	ONLY	1110-MECHANICAL JOINT X SWIVEL TEES 12 INCH BY 8 INCH	360.00	360.00
			GROUP 10		
112	1.00	ONLY	1120-MECHANICAL JOINT X SWIVEL TEES 14 INCH BY 6 INCH	567.00	567.00
			GROUP 10		
113	1.00	ONLY	1130-MECHANICAL JOINT X SWIVEL TEES 16 INCH BY 6 INCH	443.30	443.30
			GROUP 10		
114	1.00	ONLY	1140-MECHANICAL JOINT X SWIVEL TEES 20 INCH BY 6 INCH	727.35	727.35
			GROUP 10		
115	1.00	ONLY	1150-MECHANICAL JOINT CROSSES, 4 INCH BY 4 INCH	138.00	138.00
			GROUP 11 MECHANICAL JOINT CROSSES (1150-1170)		
116	1.00	ONLY	1160-MECHANICAL JOINT CROSSES 4 INCH BY 6 INCH	150.75	150.75
			GROUP 11		
117	1.00	ONLY	1170-MECHANICAL JOINT CROSSES 6 INCH BY 6 INCH	175.20	175.20

INVITATION TO BID FROM JEFFERSON PARISH - continued

BID NO.: 50-00112075

SEALED BID

ITEM NUMBER	QUANTITY	U/M	DESCRIPTION OF ARTICLES	UNIT PRICE QUOTED	TOTALS
			GROUP 11		
118	1.00	ONLY	1180-MECHANICAL JOINT CONCENTRIC REDUCERS 4 INCH BY 3 INCH	41.95	41.95
			GROUP 12 MECHANICAL JOINT CONCENTRIC REDUCERS (1180-1280)		
119	1.00	ONLY	1190-MECHANICAL JOINT CONCENTRIC REDUCERS 6 INCH BY 4 INCH	48.30	48.30
			GROUP 12		
120	1.00	ONLY	1200-MECHANICAL JOINT CONCENTRIC REDUCERS 8 INCH BY 4 INCH	65.30	65.30
			GROUP 12		
121	1.00	ONLY	1210-MECHANICAL JOINT CONCENTRIC REDUCERS 8 INCH BY 6 INCH	70.60	70.60
			GROUP 12		
122	1.00	ONLY	1220-MECHANICAL JOINT CONCENTRIC REDUCERS 10 INCH BY 6 INCH	90.25	90.25
			GROUP 12		
123	1.00	ONLY	1230-MECHANICAL JOINT CONCENTRIC REDUCERS 10 INCH BY 8 INCH	98.75	98.75
			GROUP 12		
124	1.00	ONLY	1240-MECHANICAL JOINT CONCENTRIC REDUCERS 12 INCH BY 6 INCH	118.90	118.90
			GROUP 12		
125	1.00	ONLY	1250-MECHANICAL JOINT CONCENTRIC REDUCERS 12 INCH BY 8 INCH	122.10	122.10
			GROUP 12		
126	1.00	ONLY	1260-MECHANICAL JOINT CONCENTRIC REDUCERS 12 INCH BY 10 INCH	133.80	133.80
			GROUP 12		
127	1.00	ONLY	1270-MECHANICAL JOINT CONCENTRIC REDUCERS 14 INCH BY 6 INCH	272.90	272.90

INVITATION TO BID FROM JEFFERSON PARISH - continued

BID NO.: 50-00112075

SEALED BID

ITEM NUMBER	QUANTITY	U/M	DESCRIPTION OF ARTICLES	UNIT PRICE QUOTED	TOTALS
			GROUP 12		
128	1.00	ONLY	1280-MECHANICAL JOINT CONCENTRIC REDUCERS 16 INCH BY 20 INCH	418.90	418.90
			GROUP 12		
129	1.00	ONLY	1290-MECHANICAL JOINT X FLANGE ADAPTERS 4 INCH	51.50	51.50
			GROUP 13		
			MECHANICAL JOINT X FLANGED ADAPTERS (1290-1320)		
130	1.00	ONLY	1300-MECHANICAL JOINT X FLANGE ADAPTERS 6 INCH	66.90	66.90
			GROUP 13		
131	1.00	ONLY	1310-MECHANICAL JOINT X FLANGE ADAPTERS,8 INCH	101.40	101.40
			GROUP 13		
132	1.00	ONLY	1320-MECHANICAL JOINT X FLANGE ADAPTERS,24 INCH	846.80	846.80
			GROUP 13		
133	1.00	ONLY	1330-MECHANICAL JOINT CAP,4 INCH GROUP 14	20.00	20.00
			MECHANICAL JOINT CAPS (1330-1400)		
134	1.00	ONLY	1340-MECHANICAL JOINT CAP,6 INCH GROUP 14	34.50	34.50
			GROUP 14		
135	1.00	ONLY	1350-MECHANICAL JOINT CAP,8 INCH GROUP 14	54.15	54.15
			GROUP 14		
136	1.00	ONLY	1360-MECHANICAL JOINT CAP,10 INCH GROUP 14	70.00	70.00
			GROUP 14		
137	1.00	ONLY	1380-MECHANICAL JOINT CAP,14 INCH GROUP 14	156.60	156.60
			GROUP 14		

INVITATION TO BID FROM JEFFERSON PARISH - continued

BID NO.: 50-00112075

SEALED BID

ITEM NUMBER	QUANTITY	U/M	DESCRIPTION OF ARTICLES	UNIT PRICE QUOTED	TOTALS
138	1.00	ONLY	1390-MECHANICAL JOINT CAP,16 INCH GROUP 14	209.70	209.70
139	1.00	ONLY	1400-MECHANICAL JOINT CAP,20 INCH GROUP 14	324.50	324.50
140	1.00	ONLY	1410-MECHANICAL JOINT PLUG,4 INCH GROUP 15	22.30	22.30
			MECHANICAL JOINT PLUGS (1410-1480)		
141	1.00	ONLY	1420-MECHANICAL JOINT PLUG,6 INCH GROUP 15	41.40	41.40
142	1.00	ONLY	1430-MECHANICAL JOINT PLUG,8 INCH GROUP 15	63.20	63.20
143	1.00	ONLY	1440-MECHANICAL JOINT PLUG,10 INCH GROUP 15	106.75	106.75
144	1.00	ONLY	1450-MECHANICAL JOINT PLUG,12 INCH GROUP 15	109.90	109.90
145	1.00	ONLY	1460-MECHANICAL JOINT PLUG,14 INCH GROUP 15	218.75	218.75
146	1.00	ONLY	1470-MECHANICAL JOINT PLUG,16 INCH GROUP 15	279.25	279.25
147	1.00	ONLY	1480-MECHANICAL JOINT PLUG,18 INCH GROUP 15	347.75	347.75
148	1.00	ONLY	1490-MECHANICAL JOINT OFFSET,4 INCH BY 12 INCH	214.50	214.50
			GROUP 16 MECHANICAL JOINT OFFSETS (1490-1520)		
149	1.00	ONLY	1500-MECHANICAL JOINT OFFSET, 6 INCH BY 12 INCH	339.25	339.25

DATE: 1/14/2015

Page 21

INVITATION TO BID FROM JEFFERSON PARISH - continued

BID NO.: 50-00112075

SEALED BID

ITEM NUMBER	QUANTITY	U/M	DESCRIPTION OF ARTICLES	UNIT PRICE QUOTED	TOTALS
			GROUP 16		
150	1.00	ONLY	1510-MECHANICAL JOINT OFFSET, 8 INCH BY 12 INCH	501.20	501.20
			GROUP 16		
151	1.00	ONLY	1520-MECHANICAL JOINT OFFSET, 12 INCH BY 12 INCH	1053.00	1053.00
			GROUP 16		
152	1.00	ONLY	1530-PRICE BROTHERS PIPE ADAPTER KITS, 16 INCH BY 24 INCH LENGTH	NO BID	
			GROUP 17 PRICE BROTHERS REPAIR ADAPTER KITS (1530-1600)		
153	1.00	ONLY	1540-PRICE BROTHERS PIPE ADAPTER KITS, 18 INCH 24 INCH LENGTH		
			GROUP 17		
154	1.00	ONLY	1550-PRICE BROTHERS PIPE ADAPTER KITS, 20 INCH 24 INCH LENGTH		
			GROUP 17		
155	1.00	ONLY	1560-PRICE BROTHERS PIPE ADAPTER KITS 24 INCH 24 INCH LENGTH		
			GROUP 17		
156	1.00	ONLY	1570-PRICE BROTHERS PIPE ADAPTER KITS, 30 INCH 24 INCH LENGTH		
			GROUP 17		
157	1.00	ONLY	1580-PRICE BROTHERS PIPE ADAPTER KITS, 36 INCH 24 INCH LENGTH		
			GROUP 17		
158	1.00	ONLY	1590-PRICE BROTHERS PIPE ADAPTER KITS, 42 INCH 24 INCH LENGTH		
			GROUP 17		
159	1.00	ONLY	1600-PRICE BROTHERS PIPE ADAPTER KITS, 48 INCH 24 INCH LENGTH		

INVITATION TO BID FROM JEFFERSON PARISH - continued

BID NO.: 50-00112075

SEALED BID

ITEM NUMBER	QUANTITY	U/M	DESCRIPTION OF ARTICLES	UNIT PRICE QUOTED	TOTALS
			GROUP 17		
160	1.00	ONLY	1610-FLANGED JOINT, 11-1/4 DEGREE BEND (PROTECTO 401 CERAMIC INTERIOR LINING) 4 INCH	172.55	172.55
161	1.00	ONLY	1620-FLANGED JOINT, 11-1/4 DEGREE BEND (PROTECTO 401 CERAMIC INTERIOR LINING) 6 INCH	263.95	263.95
162	1.00	ONLY	1630-FLANGED JOINT, 22-1/2 DEGREE BEND (PROTECTO 401 CERAMIC INTERIOR LINING) 4 INCH	154.50	154.50
163	1.00	ONLY	1640-FLANGED JOINT, 22-1/2 DEGREE BEND (PROTECTO 401 CERAMIC INTERIOR LINING) 6 INCH	230.10	230.10
164	1.00	ONLY	1650-FLANGED JOINT, 22-1/2 DEGREE BEND (PROTECTO 401 CERAMIC INTERIOR LINING) 8 INCH	337.70	337.70
165	1.00	ONLY	1660-FLANGED JOINT, 22-1/2 DEGREE BEND (PROTECTO 401 CERAMIC INTERIOR LINING) 10 INCH	487.55	487.55
166	1.00	ONLY	1670-FLANGED JOINT, 22-1/2 DEGREE BEND (PROTECTO 401 CERAMIC INTERIOR LINING) 12 INCH	669.85	669.85
167	1.00	ONLY	1680-FLANGED JOINT, 22-1/2 DEGREE BEND (PROTECTO 401 CERAMIC INTERIOR LINING) 14 INCH	850.80	850.80
168	1.00	ONLY	1690-FLANGED JOINT, 22-1/2 DEGREE BEND (PROTECTO 401 CERAMIC INTERIOR LINING) 16 INCH	947.30	947.30
169	1.00	ONLY	1700-FLANGED JOINT, 45 DEGREE BEND (PROTECTO 401 CERAMIC INTERIOR LINING) 3 INCH	154.95	154.95

DATE: 1/14/2015

INVITATION TO BID FROM JEFFERSON PARISH - continued

Page 23

BID NO.: 50-00112075

SEALED BID

ITEM NUMBER	QUANTITY	U/M	DESCRIPTION OF ARTICLES	UNIT PRICE QUOTED	TOTALS
170	1.00	ONLY	1710-FLANGED JOINT,45 DEGREE BEND (PROTECTO 402 CERAMIC INTERIOR LINING) 4 INCH	154.95	154.95
171	1.00	ONLY	1720-FLANGED JOINT,45 DEGREE BEND (PROTECTO 402 CERAMIC INTERIOR LINING) 6 INCH	236.10	236.10
172	1.00	ONLY	1730-FLANGED JOINT,45 DEGREE BEND (PROTECTO 401 CERAMIC INTERIOR LINING) 8 INCH	341.45	341.45
173	1.00	ONLY	1740-FLANGED JOINT 45 DEGREE BEND (PROTECTO 401 CERAMIC INTERIOR LINING) 10 INCH	501.95	501.95
174	1.00	ONLY	1750-FLANGED JOINT,45 DEGREE BEND (PROTECTO 401 CERAMIC INTERIOR LINING) 12 INCH 12" (not 2")	637.90	637.90
175	1.00	ONLY	1760-FLANGED JOINT,45 DEGREE BEND (PROTECTOR 401 CERAMIC INTERIOR LINING) 14 INCH	752.95	752.95
176	1.00	ONLY	1770-FLANGED JOINT, 45 DEGREE BEND (PROTECTOR 401 CERAMIC INTERIOR LINING) 16 INCH	925.05	925.05
177	1.00	ONLY	1780-FLANGED JOINT,45 DEGREE BEND (PROTECTO 401 CERAMIC INTERIOR LINING) 18 INCH	1189.00	1189.00
178	1.00	ONLY	1790-FLANGED JOINT,45 DEGREE BEND (PROTECTO 401 CERAMIC INTERIOR LINING) 20 INCH	1495.00	1495.00
179	1.00	ONLY	1800-FLANGED JOINT,45 DEGREE BEND (PROTECTO 401 CERAMIC INTERIOR LINING) 24 INCH	2009.20	2009.20
180	1.00	ONLY	1810-FLANGED JOINT,90 DEGREE BEND (PROTECTO 401 CERAMIC INTREIOR LINING)	1165.60	1165.60

DATE: 1/14/2015

INVITATION TO BID FROM JEFFERSON PARISH - continued

Page 24

BID NO.: 50-00112075

SEALED BID

ITEM NUMBER	QUANTITY	U/M	DESCRIPTION OF ARTICLES	UNIT PRICE QUOTED	TOTALS
181	1.00	ONLY	3 INCH 1820-FLANGED JOINT,90 DEGREE BEND (PROTECTO 401 CERAMIC INTERIOR LINING)	1165.60	1165.60
182	1.00	ONLY	4 INCH 1830-FLANGED JOINT,90 DEGREE BEND (PROTECTO 401 CERAMIC INTERIOR LINING)	253.75	253.75
183	1.00	ONLY	6 INCH 1840-FLANGED JOINT,90 DEGREE BEND (PROTECTO 401 CERAMIC INTERIOR LINING)	385.05	385.05
184	1.00	ONLY	8 INCH 1850-FLANGED JOINT,90 DEGREE BEND (PROTECTO 401 CERAMIC INTERIOR LINING)	564.10	564.10
185	1.00	ONLY	10 INCH 1860-FLANGED JOINT,90 DEGREE BEND (PROTECTO 401 CERAMIC INTERIOR LINING)	718.10	718.10
186	1.00	ONLY	12 INCH 1870-FLANGED JOINT,90 DEGREE BEND (PROTECTO 401 CERAMIC INTERIOR LINING)	898.10	898.10
187	1.00	ONLY	14 INCH 1890-FLANGED JOINT,90 DEGREE BEND (PROTECTO 401 CERAMIC INTERIOR LINING)	1391.75	1391.75
188	1.00	ONLY	18 INCH 1900-FLANGED JOINT,90 DEGREE BEND (PROTECTO 401 CERAMIC INTERIOR LINING)	1693.75	1693.75
189	1.00	ONLY	20 INCH 1910-FLANGED JOINT,90 DEGREE BEND (PROTECTO 401 CERAMIC INTERIOR LINING)	2609.00	2609.00
190	1.00	ONLY	24 INCH 1920-FLANGED JOINT,90 DEGREE BEND (PROTECTO 401 CERAMIC INTERIOR LINING)	748.30	748.30
			12 INCH BY 10 INCH		

INVITATION TO BID FROM JEFFERSON PARISH - continued

BID NO.: 50-00112075

SEALED BID

ITEM NUMBER	QUANTITY	U/M	DESCRIPTION OF ARTICLES	UNIT PRICE QUOTED	TOTALS
191	1.00	ONLY	1930-FLANGED JOINT,90 DEGREE BEND REDUCING (PROTECTO 401 CERAMIC INTERIOR LINING) 14 INCH BY 10 INCH	890.70	890.70
192	1.00	ONLY	1940-FLANGED JOINT,CROSSES (PROTECTO 401 CERAMIC INTERIOR LINING) 4 INCH BY 4 INCH	254.65	254.65
193	1.00	ONLY	1950-FLANGED JOINT,CROSSES (PROTECTO 401 CERAMIC INTERIOR LINING) 6 INCH BY 6 INCH	405.90	405.90
194	1.00	ONLY	1960-FLANGED JOINT,CROSSES (PROTECTO 401 CERAMIC INTERIOR LINING) 8 INCH BY 8 INCH	589.60	589.60
195	1.00	ONLY	1970-FLANGED JOINT,CROSSES (PROTECTO 401 CERAMIC INTERIOR LINING) 10 INCH BY 10 INCH	1063.75	1063.75
196	1.00	ONLY	1980-FLANGED JOINT,CROSSES (PROTECTO 401 CERAMIC INTERIOR LINING) 12 INCH BY 12 INCH	1218.25	1218.25
197	1.00	ONLY	1990-FLANGED JOINT,CROSSES(PROTECTO 401 CERAMIC INTERIOR LINING) 12 INCH BY 6 INCH	1072.10	1072.10
198	1.00	ONLY	2000-FLANGED JOINT,CROSSES (PROTECTO 401 CERAMIC INTERIOR LINING) 16 INCH BY 6 INCH	1671.75	1671.75
199	1.00	ONLY	2010-FLANGED JOINT,CONCENTRIC REDUCERS (PROTECTO 401 CERAMIC INTERIOR LINING) 4 INCH BY 3 INCH	134.05	134.05
200	1.00	ONLY	2020-FLANGED JOINT,CONCENTRIC REDUCERS (PROTECTO 401 CERAMIC INTERIOR LINING) 6 INCH BY 3 INCH	210.60	210.60
201	1.00	ONLY	2030-FLANGED JOINT,CONCENTRIC REDUCERS (PROTECTO 401 CERAMIC INTERIOR LINING)	207.40	207.40

INVITATION TO BID FROM JEFFERSON PARISH - continued

BID NO.: 50-00112075

SEALED BID

ITEM NUMBER	QUANTITY	U/M	DESCRIPTION OF ARTICLES	UNIT PRICE QUOTED	TOTALS
			6 INCH BY 4 INCH		
202	1.00	ONLY	2040-FLANGED JOINT, CONCENTRIC REDUCERS (PROTECTO 401 CERAMIC INTERIOR LINING)	308.00	308.00
			8 INCH BY 6 INCH		
203	1.00	ONLY	2050-FLANGED JOINT, CONCENTRIC REDUCERS (PROTECTO 401 CERAMIC INTERIOR LINING)	393.40	393.40
			10 INCH BY 6 INCH		
204	1.00	ONLY	2060-FLANGED JOINT, CONCENTRIC REDUCERS (PROTECTO 401 CERAMIC INTERIOR LINING)	448.10	448.10
			10 INCH BY 8 INCH		
205	1.00	ONLY	2070-FLANGED JOINT, CONCENTRIC REDUCERS (PROTECTO 401 CERAMIC INTERIOR LINING)	533.50	533.50
			12 INCH BY 6 INCH		
206	1.00	ONLY	2080-FLANGED JOINT, CONCENTRIC REDUCERS (PROTECTO 401 CERAMIC INTERIOR LINING)	572.90	572.90
			12 INCH BY 8 INCH		
207	1.00	ONLY	2090-FLANGED JOINT, CONCENTRIC REDUCERS (PROTECTO 401 CERAMIC INTERIOR LINING)	620.25	620.25
			12 INCH BY 10 INCH		
208	1.00	ONLY	2100-FLANGED JOINT, CONCENTRIC REDUCERS (PROTECTO 401 CERAMIC INTERIOR LINING)	716.25	716.25
			14 INCH BY 8 INCH		
209	1.00	ONLY	2110-FLANGED JOINT, CONCENTRIC REDUCERS (PROTECTO 401 CERAMIC INTERIOR LINING)	762.65	762.65
			14 INCH BY 10 INCH		
210	1.00	ONLY	2120-FLANGED JOINT, CONCENTRIC REDUCERS (PROTECTO 401 CERAMIC INTERIOR LINING)	907.00	907.00
			16 INCH BY 12 INCH		
211	1.00	ONLY	2130-FLANGED JOINT, CONCENTRIC REDUCERS (PROTECTO 401 CERAMIC INTERIOR LINING)	801.00	801.00
			16 INCH BY 10 INCH		

INVITATION TO BID FROM JEFFERSON PARISH - continued

BID NO.: 50-00112075

SEALED BID

ITEM NUMBER	QUANTITY	U/M	DESCRIPTION OF ARTICLES	UNIT PRICE QUOTED	TOTALS
212	1.00	ONLY	2140-FLANGED JOINT,TEE(PROTECTO 401 CERAMIC INTERIOR LINING) 4 INCH BY 4 INCH BY 4 INCH	245.40	245.40
213	1.00	ONLY	2150-FLANGED JOINT,TEE(PROTECTO 401 CERAMIC INTERIOR LINING) 6 INCH BY 6 INCH BY 4 INCH	347.50	347.50
214	1.00	ONLY	2160-FLANGED JOINT,TEES (PROTECTO 401 CERAMIC INTERIOR LINING) 6 INCH BY 6 INCH BY 6 INCH	323.80	323.80
215	1.00	ONLY	2170-FLANGED JOINT,TEES (PROTECTO 401 CERAMIC INTERIOR LINING) 8 INCH BY 8 INCH BY 6 INCH	456.95	456.95
216	1.00	ONLY	2180-FLANGED JOINT,TEES(PROTECTO 401 CERAMIC INTERIOR LINING) 8 INCH BY 8 INCH BY 8 INCH	506.60	506.60
217	1.00	ONLY	2190-FLANGED JOINT,TEES (PROTECTO 401 CERAMIC INTERIOR LINING) 10 INCH BY 10 INCH BY 6 INCH	630.45	630.45
218	1.00	ONLY	2200-FLANGED JOINT,TEES (PROTECTO 401 CERAMIC INTERIOR LINING) 10 INCH BY 10 INCH BY 10 INCH	731.60	731.60
219	1.00	ONLY	2210-FLANGED JOINT,TEES (PROTECTO 401 CERAMIC INTERIOR LINING) 12 INCH BY 12 INCH BY 6 INCH	849.40	849.40
220	1.00	ONLY	2220-FLANGED JOINT,TEES(PROTECTO 401 CERAMIC INTERIOR LINING) 12 INCH BY 12 INCH BY 8 INCH	883.75	883.75
221	1.00	ONLY	2230-FLANGED JOINT,TEES(PROTECTO 401 CERAMIC INTERIOR LINING) 12 INCH BY 12 INCH BY 12 INCH	1020.50	1020.50
222	1.00	ONLY	2240-FLANGED JOINT,TEES (PROTECTO 401 CERAMIC INTERIOR LINING)	1255.30	1255.30

DATE: 1/14/2015

INVITATION TO BID FROM JEFFERSON PARISH - continued

Page 28

BID NO.: 50-00112075

SEALED BID

ITEM NUMBER	QUANTITY	U/M	DESCRIPTION OF ARTICLES	UNIT PRICE QUOTED	TOTALS
223	1.00	ONLY	14 INCH BY 14 INCH BY 6 INCH 2250-FLANGED JOINT,TEES (PROTECTO 401 CERAMIC INTRIOR LINING)	1323.00	1323.00
224	1.00	ONLY	14 INCH BY 14 INCH BY 10 INCH 2260-FLANGED JOINT,TEES (PROTECTO 401 CERAMIC INTRIOR LINING)	1495.50	1495.50
225	1.00	ONLY	16 INCH BY 16 INCH BY 16 INCH 2270-FLANGED JOINT,TRUE WYES(PROTECTO 401 CERAMIC INTRIOR LINING) 4 INCH	205.05	205.05
226	1.00	ONLY	2280-MECHANICAL JOINT,11-1/4 DEGREE BEND (PROTECTO 401 CERAMIC INTERIOR LINING)	105.75	105.75
227	1.00	ONLY	4 INCH 2290-MECHANICAL JOINT,11-1/4 DEGREE BEND (PROTECTO 401 CERAMIC INTERIOR LINING)	166.00	166.00
228	1.00	ONLY	6 INCH 2300-MECHANICAL JOINT,22-1/2 DEGREE BEND (PROTECTO 401 CERAMIC INTERIOR LINING)	108.10	108.10
229	1.00	ONLY	4 INCH 2310-MECHANICAL JOINT,22-1/2 DEGREE BEND (PROTECTO 401 CERAMIC INTERIOR LINING)	164.20	164.20
230	1.00	ONLY	6 INCH 2320-MECHANICAL JOINT,22-1/2 DEGREE BEND (PROTECTO 401 CERAMIC INTERIOR LINING)	232.85	232.85
231	1.00	ONLY	8 INCH 2330-MECHANICAL JOINT,22-1/2 DEGREE BEND (PROTECTO 401 CERAMIC INTERIOR LINING)	313.10	313.10
232	1.00	ONLY	10 INCH 2340-MECHANICAL JOINT,22-1/2 DEGREE BEND (PROTECTO 401 CERAMIC INTERIOR LINING)	392.90	392.90
233	1.00	ONLY	12 INCH 2350-MECHANICAL JOINT,22-1/2 DEGREE BEND (PROTECTO 401 CERAMIC INTERIOR LINING)	581.75	581.75

INVITATION TO BID FROM JEFFERSON PARISH - continued

BID NO.: 50-00112075

SEALED BID

ITEM NUMBER	QUANTITY	U/M	DESCRIPTION OF ARTICLES	UNIT PRICE QUOTED	TOTALS
234	1.00	ONLY	14 INCH 2360-MECHANICAL JOINT,45 DEGREE BEND (PROTECTO 401 CERAMIC INTERIOR LINING)	109.50	109.50
235	1.00	ONLY	4 INCH 2370-MECHANICAL JOINT,45 DEGREE BEND (PROTECTO 401 CERAMIC INTERIOR LINING)	169.75	169.75
236	1.00	ONLY	6 INCH 2380-MECHANICAL JOINT,45 DEGREE BEND (PROTECTO 401 CERAMIC INTERIOR LINING)	234.70	234.70
237	1.00	ONLY	8 INCH 2390-MECHANICAL JOINT,45 DEGREE BEND (PROTECTO 401 CERAMIC INTERIOR LINING)	313.60	313.60
238	1.00	ONLY	10 INCH 2400-MECHANICAL JOINT,45 DEGREE BEND (PROTECTO 401 CERAMIC INTERIOR LINING)	419.80	419.80
239	1.00	ONLY	12 INCH 2410-MECHANICAL JOINT,45 DEGREE BEND (PROTECTO 401 CERAMIC INTERIOR LINING)	578.00	578.00
240	1.00	ONLY	14 INCH 2420-MECHANICAL JOINT,90 DEGREE BEND (PROTECTO 401 CERAMIC INTERIOR LINING)	118.30	118.30
241	1.00	ONLY	4 INCH 2430-MECHANICAL JOINT,90 DEGREE BEND (PROTECTO 401 CERAMIC INTERIOR LINING)	185.10	185.10
242	1.00	ONLY	6 INCH 2440-MECHANICAL JOINT,90 DEGREE BEND (PROTECTO 401 CERAMIC INTERIOR LINING)	258.40	258.40
243	1.00	ONLY	8 INCH 2450-MECHANICAL JOINT,90 DEGREE BEND (PROTECTO 401 CERAMIC INTERIOR LINING)	363.70	363.70
			10 INCH		

INVITATION TO BID FROM JEFFERSON PARISH - continued

BID NO.: 50-00112075

SEALED BID

ITEM NUMBER	QUANTITY	U/M	DESCRIPTION OF ARTICLES	UNIT PRICE QUOTED	TOTALS
244	1.00	ONLY	2460-MECHANICAL JOINT,90 DEGREE BEND (PROTECTO 401 CERAMIC INTERIOR LINING) 12 INCH	464.80	464.80
245	1.00	ONLY	2470-MECHANICAL JOINT,90 DEGREE BEND (PROTECTO 401 CERAMIC INTERIOR LINING) 14 INCH	674.50	674.50
246	1.00	ONLY	2480-MECHANICAL JOINT,CROSSES (PROTECTO 401 CERAMIC INTERIOR LINING) 4 INCH BY 4 INCH	212.00	212.00
247	1.00	ONLY	2490-MECHANICAL JOINT,CORSSSES (PROTECTO 401 CEERAMIC INTERIOR LINING) 6 INCH BY 6 INCH	278.35	278.35
248	1.00	ONLY	2500-MECHANICAL JOINT,CROSSES (PROTECTO 401 CERAMIC INTERIOR LINING) 8 INCH BY 8 INCH	310.35	310.35
249	1.00	ONLY	2500-MECHANICAL JOINT,CROSSES (PROTECTO 401 CERAMIC INTERIOR LINING) 8 INCH BY 6 INCH 6"	319.60	319.60
250	1.00	ONLY	2510-MECHANICAL JOINT,CROSSES (PROTECTO 401 CERAMIC INTERIOR LINING) 10 INCH BY 10 INCH	479.20	479.20
251	1.00	ONLY	2520-MECHANICAL JOINT,CROSSES (PROTECTO 401 CERAMIC INTERIOR LINING) 12 INCH BY 12 INCH	746.90	746.90
252	1.00	ONLY	2530-MECHANICAL JOINT,CROSSES (PROTECTO 401 CEERAMIC INTERIOR LINING) 12 INCH BY 6 INCH	502.40	502.40
253	1.00	ONLY	2540-MECHANICAL JOINT,CONCENTRIC REDUCER (PROTECTO 401 CERAMIC INTERIOR LINING) 4 INCH BY 3 INCH	150.30	150.30
254	1.00	ONLY	2550-MECHANICAL JOINT,CONCENTRIC REDUCER (PROTECTO 401 CERAMIC INTERIOR LINING)	157.25	157.25

ITEM NUMBER	QUANTITY	U/M	DESCRIPTION OF ARTICLES	UNIT PRICE QUOTED	TOTALS
255	1.00	ONLY	6 INCH BY 3 INCH 2560-MECHANICAL JOINT, CONCENTRIC REDUCER (PROTECTO 401 CERAMIC INTERIOR LINING)	150.30	150.30
256	1.00	ONLY	6 INCH BY 4 INCH 2570-MECHANICAL JOINT, CONCENTRIC REDUCER (PROTECTO 401 CERAMIC INTERIOR LINING)	206.40	206.40
257	1.00	ONLY	8 INCH BY 6 INCH 2580-MECHANICAL JOINT, CONCENTRIC REDUCER (PROTECTO 401 CERAMIC INTERIOR LINING)	261.10	261.10
258	1.00	ONLY	10 INCH BY 6 INCH 2590-MECHANICAL JOINT, CONCENTRIC REDUCER (PROTECTO 401 CERAMIC INTERIOR LINING)	270.00	270.00
259	1.00	ONLY	10 INCH BY 8 INCH 2600-MECHANICAL JOINT, CONCENTRIC REDUCER (PROTECTO 401 CERAMIC INTERIOR LINING)	324.25	324.25
260	1.00	ONLY	12 INCH BY 6 INCH 2610-MECHANICAL JOINT, CONCENTRIC REDUCER (PROTECTO 401 CERAMIC INTERIOR LINING)	327.00	327.00
261	1.00	ONLY	12 INCH BY 8 INCH 2620-MECHANICAL JOINT, CONCENTRIC REDUCER (PROTECTO 401 CERAMIC INTERIOR LINING)	340.50	340.50
262	1.00	ONLY	12 INCH BY 10 INCH 2630-MECHANICAL JOINT, CONCENTRIC REDUCER (PROTECTO 401 CERAMIC INTERIOR LINING)	524.70	524.70
263	1.00	ONLY	14 INCH BY 8 INCH 2640-MECHANICAL JOINT, TEES (PROTECTO 401 CERAMIC INTERIOR LINING)	134.50	134.50
264	1.00	ONLY	4 INCH BY 4 INCH BY 4 INCH 2650-MECHANICAL JOINT, TEES (PROTECTO 401 CERAMIC INTERIOR LINING)	214.80	214.80
			6 INCH BY 6 INCH BY 4 INCH		

DATE: 1/14/2015

Page 32

INVITATION TO BID FROM JEFFERSON PARISH - continued

BID NO.: 50-00112075

SEALED BID

ITEM NUMBER	QUANTITY	U/M	DESCRIPTION OF ARTICLES	UNIT PRICE QUOTED	TOTALS
265	1.00	ONLY	2660-MECHANICAL JOINT,TEES(PROTECTO 401 CERAMIC INTERIOR LINING) 6 INCH BY 6 INCH BY 6 INCH	224.05	224.05
266	1.00	ONLY	2670-MECHANICAL JOINT,TEES(PROTECTO 401 CERAMIC INTERIOR LINING) 8 INCH BY 8 INCH BY 6 INCH	287.15	287.15
267	1.00	ONLY	2680-MECHANICAL JOINT,TEES(PROTECTO 401 CERAMIC INTERIOR LINING) 8 INCH BY 8 INCH BY 8 INCH	317.75	317.75
268	1.00	ONLY	2690-MECHANICAL JOINT,TEES(PROTECTO 401 CERAMIC INTERIOR LINING) 10 INCH BY 10 INCH BY 6 INCH	364.60	364.60
269	1.00	ONLY	2700-MECHANICAL JOINT,TEES(PROTECTO 401 CERAMIC INTERIOR LINING) 10 INCH BY 10 INCH BY 10 INCH	429.50	429.50
270	1.00	ONLY	2710-MECHANICAL JOINT,TEES(PROTECTO 401 CERAMIC INTERIOR LINING) 12 INCH BY 12 INCH BY 6 INCH	449.00	449.00
271	1.00	ONLY	2720-MECHANICAL JOINT,TEES(PROTECTO 401 CERAMIC INTERIOR LINING) 12 INCH BY 12 INCH BY 8 INCH	487.50	487.50
272	1.00	ONLY	2730-MECHANICAL JOINT,TEES(PROTECTO 401 CERAMIC INTERIOR LINING) 12 INCH BY 12 INCH BY 12 INCH	567.30	567.30
273	1.00	ONLY	2740-MECHANICAL JOINT,TEES(PROTECTO 401 CERAMIC INTERIOR LINING) 14 INCH BY 14 INCH BY 6 INCH	650.80	650.80
274	1.00	ONLY	2750-MECHANICAL JOINT,TEES(PROTECTO 401 CERAMIC INTERIOR LINING) 14 INCH BY 14 INCH BY 10 INCH	870.75	870.75

Ductile Iron Fittings

(Ductile Iron Fittings and Price Brothers' Pipe Adapter Kits)

Contract

ITEMS INCLUDED IN THIS CONTRACT:

- GROUP 1. Mechanical joint repair sleeves (lines 0010 thru 0300)
- GROUP 2. Mechanical joint 90 degree bends (lines 0310 thru 0420)
- GROUP 3. Mechanical joint x flange 90 degree bends (lines 0430 thru 0480)
- GROUP 4. Mechanical joint 45 degree bends (lines 0490 thru 0610)
- GROUP 5. Mechanical joint x flange 45 degree bends (lines 0620 thru 0650)
- GROUP 6. Mechanical joint 22-1/2 degree bends (lines 0660 thru 0750)
- GROUP 7. Mechanical joint 11-1/4 degree bends (lines 0760 thru 0800)
- GROUP 8. Mechanical joint tees (lines 0810 thru 0980)
- GROUP 9. Mechanical joint x flange tees (lines 0990 thru 1050)
- GROUP 10. Mechanical joint swivel tees (lines 1060 thru 1140)
- GROUP 11. Mechanical joint crosses (lines 1150 thru 1170)
- GROUP 12. Mechanical joint concentric reducers (lines 1180 thru 1280)
- GROUP 13. Mechanical joint x flange adapters (lines 1290 thru 1320)
- GROUP 14. Mechanical joint caps (lines 1330 thru 1400)
- GROUP 15. Mechanical joint plugs (lines 1410 thru 1480)
- GROUP 16. Mechanical joint offsets (lines 1490 thru 1520)
- GROUP 17. Price Brothers Adapter Kits (lines 1530 thru 1600)
- GROUP 18. Flanged joint, 11-1/4 degree bend (Protecto 401 ceramic interior lining)
- GROUP 19. Flanged joint, 22-1/2 degree bend (Protecto 401 ceramic interior lining)
(lines 1630 thru 1690)
- GROUP 20. Flanged joint, 45 degree bend (Protecto 401 ceramic interior lining)
(lines 1700 thru 1800)
- GROUP 21. Flanged joint, 90 degree bend (Protecto 401 ceramic interior lining)
(lines 1810 thru 1910)
- GROUP 22. Flanged joint, 90 degree bend, reducing (Protecto 401 ceramic interior
lining) (lines 1920 thru 1930)
- GROUP 23. Flanged joint, crosses (Protecto 401 ceramic interior lining)
(lines 1940 thru 2000)
- GROUP 24. Flanged joint, concentric reducers (Protecto 401 ceramic interior lining)
(lines 2010 thru 2130)
- GROUP 25. Flanged joint, tees (Protecto 401 ceramic interior lining)
(lines 2140 thru 2260)
- GROUP 26. Flanged joint, true wyes (Protecto 401 ceramic interior lining) (line 2270)
- GROUP 27. Mechanical joint, 11-1/4 degree bend (Protecto 401 ceramic interior
lining) (lines 2280 thru 2290)
- GROUP 28. Mechanical joint, 22-1/2 degree bend (Protecto 401 ceramic interior

- GROUP 29. lining) (lines 2300 thru 2350)
 Mechanical joint, 45 degree bend (Protecto 401 ceramic interior lining)
 (lines 2360 thru 2410)
- GROUP 30. Mechanical joint, 90 degree bend (Protecto 401 ceramic interior lining)
 (lines 2420 thru 2470)
- GROUP 31. Mechanical joint, crosses (Protecto 401 ceramic interior lining)
 (lines 2480 thru 2530)
- GROUP 32. Mechanical joint, concentric reducers (Protecto 401 ceramic interior
 lining) (lines 2540 thru 2630)
- GROUP 33. Mechanical joint, tees (Protecto 401 ceramic interior lining)
 (lines 2640 thru 2750)

***** Note: this contract may be awarded according the low bidder of each group mentioned above. *****

Contract Terms:

This is a one year contract for supply of Ductile Iron Fittings and Adapter Kits for Price Brothers pipe for the Department of Public Works, Waterworks, and all Jefferson Parish agencies and municipalities.

Warranty:

Products shall be warranted that they are manufactured in accordance with the applicable material specifications and are free from defects in workmanship and materials for one year after delivery. Any defective items sold under this contract shall be replaced at no cost to the purchaser.

General Specifications:

This specification is prepared for a one (1) year contract for a supply of Ductile Iron Fittings and Adapter Kits for Price Brothers pipe for the Parish of Jefferson, Department of Water, East and West bank.

The quantities shown on the proposal guide are approximate quantities to be acquired by Jefferson Parish over a one (1) year period. Actual usage will be on an "as needed" basis.

Domestic as well as globally sourced (foreign) ductile iron fittings shall be allowed. All globally sourced (foreign) fittings shall also be manufactured at an ISO (International Organization for Standardization) registered manufacturer, which manufacturer shall have current ISO 9001 certification for standardization for fitting products. These manufacturing facilities must be covered under periodic audits by third party accreditation bodies for evaluations. These evaluations shall include manufacturing processes, quality control, corrective and preventive actions, and document control. In addition, distribution centers must be audited by third party approval agencies for periodic confirmation tests and surveillance audits. These periodic confirmation tests and surveillance audits shall document continuation of product approvals by

auditing the entire quality systems including design, infrastructure, system implementation, distribution, training, quality control and assurance, and document control. All fittings must be manufactured in accordance with NSF 61.

The vendor (bidder) shall be responsible for verifying and furnishing, with submission of his bid, that all fittings meet the applicable AWWA, ANSI, and ASTM standards for potable water. The vendor (bidder) is also responsible for verifying that all fittings are manufactured at an ISO registered manufacturer with current ISO 9001 certification for fitting products and submit written proof of this registration and certification with his bid. Failure to comply with these submission requirements will result in the bid being considered non-responsive.

All shipments of ductile iron fittings to the public works warehouse must be accompanied by the proper written certifications. These certifications include ISO 9001, NSF 61, AWWA, ANSI, and ASTM. Warehouse personnel have been instructed to refuse shipments of ductile iron fittings which do not meet these requirements.

The manufacturer's name and the country of origin must be stamped on all fittings.

Bid delivery shall include all freight and delivery costs to Jefferson Parish warehouse locations on the east and West Banks of Jefferson Parish.

Samples will be required for comparative evaluation bidders must honor such requests, if required, and submit within ten (10) working days. The ten day period will begin the day after the apparent lowest bidder(s) has been informed that he or she is the apparent lowest bidder.

Technical Specifications:

I. Ductile Iron Fittings:

Fittings shall be available in 3" through 48" sizes and shall be cast from ductile iron in accordance with ANSI/AWWA C110/A21.10 and ANSI/AWWA C111/A21.11. Compact fittings shall be available in 3" through 24" and shall be cast from ductile iron in accordance with ANSI/AWWA C153/A21.53. All fittings shall have working pressure rating of 350 psi.

Ductile iron fittings shall have factory applied fusion bonded epoxy coating inside and out, in accordance with all applicable provisions of AWWA C-550 and ANSI/AWWA C116/A21.16-98 (protective fusion-bonded epoxy coatings for the interior and exterior surfaces of ductile iron fittings for water supply services).

II. Adapter Kits For Price Brothers Pipe (16" - 48"):

The purpose of these adapter kits is to connect Price Brothers pipe (Prestressed Concrete Cylinder Pipe, or PCCP) to valves, PVC C-900 or ductile iron pipe. Each kit shall include the following for each size:

- A) One each, price brother bell x mechanical joint spigot, minimum 18" long.
- B) One each, price brother spigot x mechanical joint spigot, minimum 18" long.
- C) Two each, PCCP O-ring gaskets.
- D) Two each, PCCP diaper (grout bands).

III. Ductile Iron Fittings (Protecto 401 Interior Lining):

Fittings shall be available in 3" through 48" sizes and shall be cast from ductile iron in accordance with ANSI/AWWA C110/A21.10 and ANSI/AWWA C111/A21.11. Compact fittings shall be available in 3" through 24" and shall be cast from ductile iron in accordance with ANSI/AWWA C153/A21.53. All fittings shall have working pressure rating of 350 psi.

Ductile iron fittings shall have a factory applied interior coating/lining of "Protecto 401" ceramic epoxy lining as per manufacturer's recommendations and requirements for sanitary sewer applications and factory asphaltic exterior coating.

Non-Public Works Bid

AFFIDAVIT

STATE OF LOUISIANA

PARISH/COUNTY OF EAST BATON ROUGE

BEFORE ME, the undersigned authority, personally came and appeared: BRETT STAFFORD, (Affiant) who after being by me duly sworn, deposed and said that he/she is the fully authorized REPRESENTATIVE of ND SUPPLY (Entity), the party who submitted a bid in response to Bid Number _____, to the Parish of Jefferson.

Affiant further said:

Campaign Contribution Disclosures

(Choose A or B, if option A is indicated please include the required attachment):

Choice A _____ Attached hereto is a list of all campaign contributions, including the date and amount of each contribution, made to current or former elected officials of the Parish of Jefferson by Entity, Affiant, and/or officers, directors and owners, including employees, owning 25% or more of the Entity during the two-year period immediately preceding the date of this affidavit or the current term of the elected official, whichever is greater. Further, Entity, Affiant, and/or Entity Owners have not made any contributions to or in support of current or former members of the Jefferson Parish Council or the Jefferson Parish President through or in the name of another person or legal entity, either directly or indirectly.

Choice B ☒ there are NO campaign contributions made which would require disclosure under Choice A of this section.

Debt Disclosures

(Choose A or B, if option A is indicated please include the required attachment):

Choice A _____ Attached hereto is a list of all debts owed by the affiant to any elected or appointed official of the Parish of Jefferson, and any and all debts owed by any elected or appointed official of the Parish to the Affiant.


Choice B ☒ There are NO debts which would require disclosure under Choice A of this section.

Affiant further said:

That Affiant has employed no person, corporation, firm, association, or other organization, either directly or indirectly, to secure the public contract under which he received payment, other than persons regularly employed by the Affiant whose services in connection with the construction, alteration or demolition of the public building or project or in securing the public contract were in the regular course of their duties for Affiant; and


[The remainder of this page is intentionally left blank.]

That no part of the contract price received by Affiant was paid or will be paid to any person, corporation, firm, association, or other organization for soliciting the contract, other than the payment of their normal compensation to persons regularly employed by the Affiant whose services in connection with the construction, alteration or demolition of the public building or project were in the regular course of their duties for Affiant.


Signature of Affiant

BRETT STATTON
Printed Name of Affiant

SWORN AND SUBSCRIBED TO BEFORE ME
ON THE 29TH DAY OF JAN., 2015.


Notary Public

JAMES GALLADON
Printed Name of Notary

312
Notary/Bar Roll Number

My commission expires _____
James Galladon
Notary # 312
East Baton Rouge Parish, LA
My Commission is for life



CERTIFICATE OF LIABILITY INSURANCE

DATE (MM/DD/YYYY)
10/29/2013

THIS CERTIFICATE IS ISSUED AS A MATTER OF INFORMATION ONLY AND CONFERS NO RIGHTS UPON THE CERTIFICATE HOLDER. THIS CERTIFICATE DOES NOT AFFIRMATIVELY OR NEGATIVELY AMEND, EXTEND OR ALTER THE COVERAGE AFFORDED BY THE POLICIES BELOW. THIS CERTIFICATE OF INSURANCE DOES NOT CONSTITUTE A CONTRACT BETWEEN THE ISSUING INSURER(S), AUTHORIZED REPRESENTATIVE OR PRODUCER, AND THE CERTIFICATE HOLDER.

IMPORTANT: If the certificate holder is an ADDITIONAL INSURED, the policy(ies) must be endorsed. If SUBROGATION IS WAIVED, subject to the terms and conditions of the policy, certain policies may require an endorsement. A statement on this certificate does not confer rights to the certificate holder in lieu of such endorsement(s).

PRODUCER MARSH USA, INC. TWO ALLIANCE CENTER 3560 LENOX ROAD, SUITE 2400 ATLANTA, GA 30305 Attn: HDSupply.certrequest@marsh.com or fax 212.948.1142 775978-HD-GAWX-13-14 HDS	CONTACT NAME: PHONE (A/C, No, Ext): FAX (A/C, No): E-MAIL ADDRESS: INSURER(S) AFFORDING COVERAGE <table border="1"><thead><tr><th>INSURER</th><th>NAIC #</th></tr></thead><tbody><tr><td>INSURER A: Illinois National Insurance Company</td><td>23817</td></tr><tr><td>INSURER B: New Hampshire Ins Company</td><td>23841</td></tr><tr><td>INSURER C: N/A</td><td>N/A</td></tr><tr><td>INSURER D: National Union Fire Ins Co Pittsburgh PA</td><td>19445</td></tr><tr><td>INSURER E:</td><td></td></tr><tr><td>INSURER F:</td><td></td></tr></tbody></table>	INSURER	NAIC #	INSURER A: Illinois National Insurance Company	23817	INSURER B: New Hampshire Ins Company	23841	INSURER C: N/A	N/A	INSURER D: National Union Fire Ins Co Pittsburgh PA	19445	INSURER E:		INSURER F:	
INSURER	NAIC #														
INSURER A: Illinois National Insurance Company	23817														
INSURER B: New Hampshire Ins Company	23841														
INSURER C: N/A	N/A														
INSURER D: National Union Fire Ins Co Pittsburgh PA	19445														
INSURER E:															
INSURER F:															
INSURED HD SUPPLY, INC. CUMBERLAND CENTER II 3100 CUMBERLAND BOULEVARD ATLANTA, GA 30339															

COVERAGES CERTIFICATE NUMBER: ATL-003074907-09 REVISION NUMBER: 8

THIS IS TO CERTIFY THAT THE POLICIES OF INSURANCE LISTED BELOW HAVE BEEN ISSUED TO THE INSURED NAMED ABOVE FOR THE POLICY PERIOD INDICATED. NOTWITHSTANDING ANY REQUIREMENT, TERM OR CONDITION OF ANY CONTRACT OR OTHER DOCUMENT WITH RESPECT TO WHICH THIS CERTIFICATE MAY BE ISSUED OR MAY PERTAIN, THE INSURANCE AFFORDED BY THE POLICIES DESCRIBED HEREIN IS SUBJECT TO ALL THE TERMS, EXCLUSIONS AND CONDITIONS OF SUCH POLICIES. LIMITS SHOWN MAY HAVE BEEN REDUCED BY PAID CLAIMS.

INSR LTR	TYPE OF INSURANCE	ADDL INSR	SUBR WVD	POLICY NUMBER	POLICY EFF (MM/DD/YYYY)	POLICY EXP (MM/DD/YYYY)	LIMITS
D	GENERAL LIABILITY			GL 5302603	08/30/2013	08/30/2014	EACH OCCURRENCE \$ 2,000,000 DAMAGE TO RENTED PREMISES (Ea occurrence) \$ 1,000,000 MED EXP (Any one person) \$ 50,000 PERSONAL & ADV INJURY \$ 2,000,000 GENERAL AGGREGATE \$ 5,000,000 PRODUCTS - COMP/OP AGG \$ 4,000,000
	<input checked="" type="checkbox"/> COMMERCIAL GENERAL LIABILITY						
	<input type="checkbox"/> CLAIMS-MADE <input checked="" type="checkbox"/> OCCUR						
	GEN'L AGGREGATE LIMIT APPLIES PER:						
	<input checked="" type="checkbox"/> POLICY <input type="checkbox"/> PRO-JECT <input type="checkbox"/> LOC						
	AUTOMOBILE LIABILITY						COMBINED SINGLE LIMIT (Ea accident) \$ BODILY INJURY (Per person) \$ BODILY INJURY (Per accident) \$ PROPERTY DAMAGE (Per accident) \$
	<input type="checkbox"/> ANY AUTO						
	<input type="checkbox"/> ALL OWNED AUTOS	<input type="checkbox"/> SCHEDULED AUTOS					
	<input type="checkbox"/> HIRED AUTOS	<input type="checkbox"/> NON-OWNED AUTOS					
	UMBRELLA LIAB	<input type="checkbox"/> OCCUR					EACH OCCURRENCE \$
	EXCESS LIAB	<input type="checkbox"/> CLAIMS-MADE					AGGREGATE \$
	<input type="checkbox"/> DED <input type="checkbox"/> RETENTION \$						
B	WORKERS COMPENSATION AND EMPLOYERS' LIABILITY			WC 079331602 (AOS)	08/30/2013	08/30/2014	<input checked="" type="checkbox"/> WC STATU-TORY LIMITS <input type="checkbox"/> OTH-ER
D	ANY PROPRIETOR/PARTNER/EXECUTIVE OFFICER/MEMBER EXCLUDED? (Mandatory in NH)	<input type="checkbox"/> Y <input checked="" type="checkbox"/> N	N/A	WC 079331603 (CA)	08/30/2013	08/30/2014	E.L. EACH ACCIDENT \$ 1,000,000
A				WC 079331604 (FL)	08/30/2013	08/30/2014	E.L. DISEASE - EA EMPLOYEE \$ 1,000,000
B	If yes, describe under DESCRIPTION OF OPERATIONS below			WC 079331608 (MA,WI & MONO EL)	08/30/2013	08/30/2014	E.L. DISEASE - POLICY LIMIT \$ 1,000,000

DESCRIPTION OF OPERATIONS / LOCATIONS / VEHICLES (Attach ACORD 101, Additional Remarks Schedule, if more space is required)

CERTIFICATE HOLDER JEFFERSON PARISH 1221 ELMWOOD PARK BLVD. HARAHAN, LA 70123	CANCELLATION SHOULD ANY OF THE ABOVE DESCRIBED POLICIES BE CANCELLED BEFORE THE EXPIRATION DATE THEREOF, NOTICE WILL BE DELIVERED IN ACCORDANCE WITH THE POLICY PROVISIONS. AUTHORIZED REPRESENTATIVE of Marsh USA Inc. Manashi Mukherjee <i>Manashi Mukherjee</i>
---	---

© 1988-2010 ACORD CORPORATION. All rights reserved.

AGENCY CUSTOMER ID: 775978

LOC #: Atlanta



ADDITIONAL REMARKS SCHEDULE

Page 2 of 3

AGENCY MARSH USA, INC.		NAMED INSURED HD SUPPLY, INC. CUMBERLAND CENTER II 3100 CUMBERLAND BOULEVARD ATLANTA, GA 30339
POLICY NUMBER		
CARRIER	NAIC CODE	EFFECTIVE DATE:

ADDITIONAL REMARKS

THIS ADDITIONAL REMARKS FORM IS A SCHEDULE TO ACORD FORM,

FORM NUMBER: 25 FORM TITLE: Certificate of Liability Insurance

Workers Compensation Carriers Continued:

Carrier: New Hampshire Insurance Company
 Policy #: WC 079331605
 Effective Dates: 08/30/2013 - 08/30/2014
 Workers Compensation Limits: Statutory
 EL Each Accident - \$1,000,000
 EL Disease - Policy Limit - \$1,000,000
 EL Disease - Each Employee - \$1,000,000
 States Covered: AK, AZ, GA, VA

Carrier: New Hampshire Insurance Company
 Policy #: WC 079331606
 Effective Dates: 08/30/2013 - 08/30/2014
 Workers Compensation Limits: Statutory
 EL Each Accident - \$1,000,000
 EL Disease - Policy Limit - \$1,000,000
 EL Disease - Each Employee - \$1,000,000
 States Covered: IL, KY, NC, NH, UT, VT

Carrier: New Hampshire Insurance Company
 Policy #: WC 079331607
 Effective Dates: 08/30/2013 - 08/30/2014
 Workers Compensation Limits: Statutory
 EL Each Accident - \$1,000,000
 EL Disease - Policy Limit - \$1,000,000
 EL Disease - Each Employee - \$1,000,000
 States Covered: NJ, PA

*****HD SUPPLY INSURED*****

HD Supply, Inc. Entity List

HDS Holding Corporation
 HD Supply, Inc.
 HD Supply Holdings, LLC
 HD Supply GP & Management, Inc.
 HD Supply Management, Inc.
 HD Supply Support Services, Inc.
 Brafasco Holdings II, Inc.
 Brafasco Holdings, Inc.
 LBM Holdings, LLC.
 Creative Touch Interiors, Inc.
 HD Supply Canada Inc
 HD Supply Charitable Fund, Inc.
 HD Supply Construction Supply Group, Inc.

AGENCY CUSTOMER ID: 775978

LOC #: Atlanta



ADDITIONAL REMARKS SCHEDULE

Page 3 of 3

AGENCY MARSH USA, INC.		NAMED INSURED HD SUPPLY, INC. CUMBERLAND CENTER II 3100 CUMBERLAND BOULEVARD ATLANTA, GA 30339
POLICY NUMBER		
CARRIER	NAIC CODE	
EFFECTIVE DATE:		

ADDITIONAL REMARKS

THIS ADDITIONAL REMARKS FORM IS A SCHEDULE TO ACORD FORM,

FORM NUMBER: 25 FORM TITLE: Certificate of Liability Insurance

HD Supply Construction Supply, Ltd.
HD Supply Distribution Services, LLC
HD Supply Facilities Maintenance Group, Inc.
HD Supply Facilities Maintenance, Ltd.
HDS Power Solutions, Inc.
HD Supply Power Solutions Group, Inc.
HD Supply Repair & Remodel, LLC
HD Supply Utilities Group, Inc.
HD Supply Power Solutions, LTD
HD Supply Waterworks Group, Inc.
HD Supply Waterworks, Ltd.
HD Builder Solutions Group, LLC
HDS IP Holding, LLC
HSI IP, Inc.
HD Supply Panama, S.A
NHDSA LLC
NHDSA Holding, LLC
ProValue, LLC
White Cap Construction Supply, Inc.
HD Supply International Holdings, Inc.
HD Supply International Holdings II, LLC
HD Supply (Hong Kong) Limited
HD Supply India Private Limited
HD Supply (Shenzhen) Company Limited
Pro Canadian Holdings I, ULC
Solbolt Supply Southwest, S.A. de C.V.


CERTIFICATE OF AUTHORITY
(Branch Managers/District Managers)

Name of Company: HD Supply Waterworks, Ltd., a Florida limited partnership
Reference: Contracts, Bids and Related Matters
Date: January 31, 2008

THE UNDERSIGNED DOES HEREBY CERTIFY that I am an Officer of HD Supply GP & Management, Inc., a Delaware corporation and the general partner of HD Supply Waterworks, Ltd., a Florida limited partnership; as the general partner, HD Supply GP & Management, Inc. is authorized to sign on behalf of HD Supply Waterworks, Ltd. As an Officer, I am authorized to make and deliver this certificate. I do hereby designate each of the Branch Managers and District Managers of HD Supply Waterworks, Ltd. as my designees, and authorize each of them acting either alone or together to execute and deliver, or cause to be executed and delivered, any and all bids and offers for furnishing materials and/or services, including related non-disclosure agreements, supply agreements, distributor agreements, purchase orders and similar agreements, provided that the annualized bid or contract price is not in excess of \$400,000 (the "Documents"), and to take or cause to be taken any and all actions in connection therewith as such individual or individuals may consider necessary or desirable, with such necessity or desirability being conclusively evidenced by the actions so taken. Further I hereby ratify and approve all previous actions taken with respect to the execution and delivery of such Documents in the name of and on behalf of the company.

The authorization hereunder is effective as of the date hereof, and shall continue until the earlier of the undersigned's revocation of such authorization in writing, or the last date of the applicable employee's employment with the company.

IN WITNESS WHEREOF, the undersigned has executed this instrument as of the 4TH day of FEBRUARY, 2008.



Jerry Webb
President - HD Supply Waterworks

**HD SUPPLY GP & MANAGEMENT, INC.
UNANIMOUS WRITTEN CONSENT
OF THE BOARD OF DIRECTORS IN LIEU OF MEETING**

Pursuant to Section 141(f) of the General Corporation Law of the State of Delaware, the undersigned, being all the members of the Board of Directors of HD Supply GP & Management, Inc., a Delaware corporation (the "Corporation"), do hereby consent to and take the following action, and adopt the following resolution:

RESOLVED, that the following persons are hereby elected to serve in accordance with the bylaws as the officers of the Corporation in the offices designated below, to serve until their successors are duly elected and qualified or until their earlier resignation or removal:

Joseph J. DeAngelo, Chief Executive Officer
Ricardo Núñez, Vice President and Secretary
Vidya Chauhan, Vice President and Treasurer
Paul E. Iadecosa, Vice President
Frank Garcia, President, HD Supply Plumbing/HVAC
Amitava Bose, Vice President, HD Supply Plumbing/HVAC
Wetteny Joseph, Vice President, HD Supply Plumbing/HVAC
Steve Margolius, President, HD Supply Electrical
David Gliner, Controller, HD Supply Electrical
Kelly Shaw, Vice President, HD Supply Electrical
Anesa Chaibi, President, HD Supply Facilities Maintenance
Brett Brown, Vice President, HD Supply Facilities Maintenance
Robin Soehl, Vice President, HD Supply Facilities Maintenance
Rick McClure, President, HD Supply Utilities
Alan Johansen, Vice President, HD Supply Utilities
Jennifer York, Vice President, HD Supply Utilities
Jerry Webb, President, HD Supply Waterworks
Darrin Anderson, Vice President, HD Supply Waterworks
Philip W. Keipp, Vice President, HD Supply Waterworks
Brian Etter, President, HD Supply Construction Supply
Jon Michael Adinolfi, Vice President, HD Supply Construction Supply
Jeff Gore, Vice President, HD Supply Construction Supply
Micahel L. Stanwood, President, HD Supply Industrial PVF
Rob Broyles, Vice President, HD Supply Industrial PVF
Larry Feld, Vice President, HD Supply Industrial PVF
Jeff Legrand, Vice President, HD Supply Industrial PVF
Steve LeClair, President, HD Supply Lumber & Building Materials
Blasé Grady, Vice President, HD Supply Lumber & Building Materials
Steve Herron, Vice President, HD Supply Lumber & Building Materials
Mary O'Hara, Vice President, HD Supply Lumber & Building Materials
Rich Ficchter, President, HD Supply Repair & Remodel

HD Supply GP & Management, Inc.

Scott Riggs, Vice President, HD Supply Repair & Remodel
Jody Porter, Vice President, HD Supply Repair & Remodel
Tom Lazzaro, President, HD Builder Solutions Group
David Mekus, Vice President, HD Builder Solutions Group
Lee Robinson, Vice President, HD Builder Solutions Group
John Tisera, President, HD Supply Distribution Services
Brent Soderstrom, Vice President, HD Supply Distribution Services
Pat Burke, Vice President, HD Supply Distribution Services
Matthew Thullen, Assistant Secretary
James Aiken, Assistant Secretary
Sharla Barlow, Assistant Secretary
Ken Veneziano, Assistant Secretary
Leo Cook, Assistant Secretary
Carl Gillert, Assistant Treasurer
Brad Ankerholz, Assistant Treasurer

FURTHER RESOLVED, that any one of the following: the President, any Vice President, the Treasurer or any Assistant Treasurer, acting jointly with any of the following: the Secretary or any Assistant Secretary, be and they hereby are authorized:

- (i) to open, maintain and close bank accounts in the name of the Corporation with depositories within and without the United States of America;
- (ii) to endorse checks, notes, bills, drafts, transfers of money, certificates of deposit or exchange and other obligations for deposit;
- (iii) to invest in short term investments on behalf of the Corporation and in its name;
- (iv) to sign checks, drafts, bills of exchange, notes and other orders for the payment of money of the Corporation;
- (v) to guarantee on behalf of the Corporation and in its name any borrowings by the extensions of credit to any subsidiary of the Corporation;
- (vi) to authorize banks or depositories to electronically transfer funds on behalf of the Corporation;
- (vii) to waive presentment, demand, protest and notice of protest or dishonor of any check(s), instrument(s), draft(s), acceptance(s) or other evidences of indebtedness made, drawn or endorsed by the Corporation;
- (viii) to enter into agreements on behalf of the Corporation including checking, savings, certificates of deposit, wire or electronic funds transfer, night deposit, cash management, foreign currency exchanges or other treasury management services agreements

HD Supply GP & Management, Inc.

- (ix) to designate such person or persons as they may select as authorized signers to exercise any of the foregoing powers, other than the opening of bank or custody accounts, and for such purpose to execute powers of attorney on behalf of the Corporation, with or without specifying conditions or limitations on the exercise of such delegated power; and
- (x) to amend, revoke, or terminate any designation made pursuant to the authority contained in the resolutions stated above.


FURTHER RESOLVED, that effective immediately, any and all banks or depositories in which the funds of the Corporation may be deposited are hereby authorized to pay all checks drawn against any of its accounts bearing the facsimile signature of any person or persons designated to sign same by the Corporation, regardless of by whom or by what means the purported facsimile signature or signatures thereon may have been affixed thereto. Such facsimile signature or signatures must resemble the facsimile specimens filed with the bank from time to time by the authorized officer or officers of the Corporation.

FURTHER RESOLVED, that the appropriate officers of the Corporation are hereby authorized to do all acts and things and to sign, seal, execute, acknowledge, file, record and deliver all papers, instruments, documents and certificates from time to time necessary or desirable or appropriate to be done, signed, sealed, executed, filed, acknowledged, delivered or recorded in order to carry out the intent and purpose of the foregoing resolutions and the obligations under the documents referred to therein.

FURTHER RESOLVED, that the Secretary or Assistant Secretary of the Corporation shall, from time to time hereafter, as changes occur in the personnel of said offices, positions, officers, representatives and/or employees, of this Corporation named or described in the foregoing Resolutions may immediately certify such changes to the banks. The banks shall be fully protected in relying upon such certifications resulting from, or growing out of, honoring the signature of any officer(s), representative(s), agent(s), or employee(s) so certified, or refusing to honor any signature not so certified which is not described or stated in the foregoing Resolutions.


IN WITNESS WHEREOF, the undersigned have executed this written consent effective
as of the latest date set forth below.

DIRECTORS:



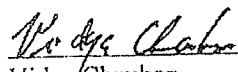
Joseph J. DeAngelo

Dated: 8/30/07



Ricardo Núñez

Dated: 8/30/07



Vidya Chauhan

Dated: 8/30/07

CERTIFICATE OF INCORPORATION
OF
HD SUPPLY, INC.

FIRST: The name of the corporation is HD Supply, Inc. (the "Corporation").

SECOND: The Corporation's registered office in the State of Delaware is at 160 Greentree Drive, Suite 101, in the City of Dover, County of Kent, 19904. The name of its registered agent at such address is National Registered Agents, Inc.

THIRD: The purpose of the Corporation is to engage in any lawful act or activity for which corporations may be organized under the General Corporation Law of the State of Delaware (as amended from time to time, the "DGCL").

FOURTH: The total number of shares of all classes of capital stock which the Corporation shall have authority to issue is 1,000 shares of common stock with a par value of \$0.01 per share.

FIFTH: The name and mailing address of the incorporator is as follows:

Ricardo Nunez
c/o HD Supply, Inc.
3100 Cumberland Blvd.
Suite 1480
Atlanta, Georgia 30339

SIXTH: The following provisions are inserted for the management of the business and for the conduct of the affairs of the Corporation and for the purpose of creating, defining, limiting and regulating the powers of the Corporation and its directors and stockholders:

(a) The number of directors of the Corporation shall be fixed and may be altered from time to time in the manner provided in the By-Laws, and vacancies in the Board of Directors and newly created directorships resulting from any increase in the authorized number of directors may be filled, and directors may be removed, as provided in the By-Laws.

(b) Unless otherwise provided in the By-Laws, the election of directors need not be by written ballot.

(c) All corporate powers and authority of the Corporation (except as at the time otherwise provided by law, by this Certificate of Incorporation or by the By-Laws) shall be vested in and exercised by the Board of Directors.

(d) In furtherance of, and not in limitation of, the powers conferred by law, the Board of Directors is expressly authorized to make, adopt, amend, alter

CERTIFICATE OF INCORPORATION OF HD SUPPLY, INC.

or repeal the By-Laws of the Corporation, without the assent or vote of the stockholders.

(e) To the fullest extent permitted by the DGCL, a director of the Corporation shall not be liable to the Corporation or its stockholders for monetary damages for breach of fiduciary duty as a director. If the DGCL is amended after the date of the filing of this Certificate of Incorporation to authorize corporate action further eliminating or limiting the personal liability of directors, then the liability of a director of the Corporation shall be eliminated or limited to the fullest extent permitted by the DGCL. No repeal or modification of this Article SIXTH, Section (e) by the stockholders shall adversely affect any right or protection of a director of the Corporation existing by virtue of this Article SIXTH, Section (e) at the time of such repeal or modification.

(f) To the fullest extent permitted by the DGCL, the Corporation shall indemnify and advance expenses to the directors of the Corporation, provided that, except as otherwise provided in the By-Laws, the Corporation shall not be obligated hereunder to indemnify or advance expenses to a director of the Corporation in respect of an action, suit or proceeding (or part thereof) instituted by such director, unless such action, suit or proceeding (or part thereof) has been authorized in the first instance by the Board of Directors. The rights provided by this Article SIXTH, Section (f) shall not limit or exclude any rights, indemnities or limitations of liability to which any director of the Corporation may be entitled, whether as a matter of law, under the By-Laws, by agreement, vote of the stockholders, approval of the directors of the Corporation or otherwise.

SEVENTH: To the fullest extent permitted by Section 122(17) of the DGCL and except as may be otherwise expressly agreed in writing by the Corporation and any of Bain Capital Integral Investors 2006, LLC, Carlyle Partners V, L.P., Carlyle Partners V-A, L.P., CP V Coinvestment A, L.P., CP V Coinvestment B, L.P., Clayton, Dubilier & Rice Fund VII, L.P., CD&R Parallel Fund VII, L.P., Clayton, Dubilier & Rice Fund VII (Co-Investment), L.P. and their respective affiliates (each, a "Sponsor") and The Home Depot, Inc. and its affiliates ("THD" and each of the Sponsors and THD, an "Investor") with respect to such Investor, the Corporation, on behalf of itself and its subsidiaries, renounces and waives any interest or expectancy of the Corporation and its subsidiaries in, or in being offered an opportunity to participate in, directly or indirectly, any potential transactions, matters or business opportunities (including, without limitation, any business activities or lines of business that are the same as or similar to those pursued by, or competitive with, the Corporation or any of its subsidiaries or any dealings with customers or clients of the Corporation or any of its subsidiaries) and, that are from time to time presented to any of the Investors or any of their respective officers, directors, agents, stockholders, members, partners, affiliates and subsidiaries (other than the Corporation and its subsidiaries), even if the transaction, matter or opportunity is one that the Corporation or its subsidiaries might reasonably be deemed to have pursued or had the ability or desire to pursue if granted the opportunity to do so and no such person shall be liable to the Corporation or any of its subsidiaries or affiliates for breach of any fiduciary or other duty, as a director or officer or otherwise,

CERTIFICATE OF INCORPORATION OF HD SUPPLY, INC.

by reason of the fact that such person pursues, acquires or participates in such business opportunity, directs such business opportunity to another person or fails to present such business opportunity, or information regarding such business opportunity, to the Corporation or its subsidiaries. Any person purchasing or otherwise acquiring any interest in any shares of stock of the Corporation shall be deemed to have notice of and consented to the provisions of this Article SEVENTH. Neither the alteration, amendment or repeal of this Article SEVENTH nor the adoption of any provision of this Certificate of Incorporation inconsistent with this Article SEVENTH shall eliminate or reduce the effect of this Article SEVENTH in respect of any business opportunity first identified or any other matter occurring, or any cause of action, suit or claim that, but for this Article SEVENTH, would accrue or arise, prior to such alteration, amendment, repeal or adoption.

EIGHTH: The Corporation reserves the right to amend or repeal any provision contained in this Certificate of Incorporation in the manner now or hereafter prescribed by the laws of the State of Delaware, and all rights herein conferred upon stockholders or directors are the subject to this reservation.

NINTH: This Certificate of Incorporation shall be effective at 5:00 p.m. Eastern Daylight Time on August 31, 2007.

[Remainder of the page Intentionally left blank]



MGMT. SYS.
RvA C073

The Dutch Accreditation Council



Member of the FM Global Group

Certificate of Registration

FM APPROVALS, 1151 Boston Providence Turnpike, Norwood, MA 02062 issues this certificate to the Firm name below

***Star Pipe Products
4018 Westhollow Parkway
Houston, TX 77082***

after assessing the Firm's Quality System and finding it in compliance with

ISO 9001:2008

for the following Scope of Registration


**Design, Development and Production of Domestic Utility Pipe Fittings &
Joint Restraint Products (Ductile Iron), Design, Development and
Production of DI Utility, Joint Restraint and AWWA Grooved Pipe Fittings
and CI Municipal Castings for Various Industries (Exclusions: 7.5 Service
Provision)**

Registration No. **201201.1**

Effective Date: **February 17, 2014**

Expiration Date: **February 17, 2017**

This registration is subject to ongoing audits by FM APPROVALS. Any change to the basis of this registration requires acceptance in writing by FM APPROVALS.



John P. Hill
Manager, Quality System Registration

February 17, 2014
Date

Ductile Iron MJ Compact Fittings

GENERAL SPECIFICATIONS

MATERIAL:	Ductile Iron per ASTM A536
PRESSURE:	350 PSI rating for 2" - 24" sizes, 250 PSI rating for 30" - 48" sizes and 150 PSI rating for 54" - 64" sizes
TESTING:	In accordance with ANSI/AWWA C153/A21.53 and UL requirements
LAYING LENGTH:	In accordance with ANSI/AWWA C153/A21.53 (fittings not listed in ANSI/AWWA have dimensions per Star design as noted in the catalog)
DEFLECTION:	2"-4"=8" 6"=7" 8"-12"=5" 14"-16"=3 1/2" 18"-24"=3" 30"-48"=2"
WEIGHTS:	Are in pounds, unless noted otherwise and do not include accessories, cement lining and coating
FLANGES:	Flanged ends on fittings match ANSI/AWWA C115/A21.15 and ANSI B16.1 class 125 flanges
CEMENT LINING:	In accordance with ANSI/AWWA C104/A21.4 - size 2" - 3" single thickness and sizes 4" - 64" double thickness
COATING:	Asphaltic seal coat inside and out in accordance with ANSI/AWWA C104/A21.4 and referenced in ANSI/AWWA C153/A21.53
GASKETS:	SBR in accordance with ANSI/AWWA C111/A21.11
T-BOLTS/NUTS:	Low alloy steel in accordance with ANSI/AWWA C111/A21.11
APPROVALS:	3" - 12" UL/ULC Listed 2" and greater are UL/ANSI/NSF Standards 61 and 372 3" - 16" FM APPROVED. Please consult factory for detail listing and approvals.
DIMENSIONS:	All dimensions are in inches unless noted otherwise.
INSTALLATION:	Per ANSI/AWWA C600 and C111 using DIP conforming to C150/C151 and PVC pipe conforming to C900/C905



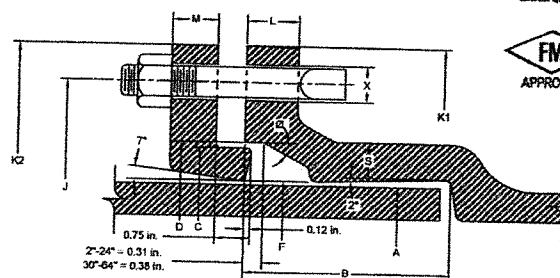
SUBMITTAL INFORMATION

PROJECT NAME:

ENGINEER:

CONTRACTOR:

SPEC. SECTION:



MECHANICAL JOINT DIMENSIONS

[illegible]

SIZE RANGE (Please specify):

Size Range

LINING OPTIONS (Please check one):

- ☒ Standard: Cement-lined and asphalt seal coat per ANSI/AWWA C104/A21.4 and UL/NSF-61
- ☐ Optional: FBE (Fusion Bonded Epoxy) per ANSI/AWWA C116/A21.15 and UL/NSF-61
- ☐ Optional: P401 (Protecto 401) Ceramic Epoxy - sewer applications only. Not NSF-61
- ☐ Optional: Other (specify)

COATING OPTIONS (Please check one):

- ☒ Standard: Asphaltic seal coat per ANSI/AWWA C104/A21.4
- ☐ Optional: FBE (Fusion Bonded Epoxy) per ANSI/AWWA C116/A21.15 and UL/NSF-61
- ☐ Optional: Other (specify) _____



UCAT:13.01-SUP
*REGISTERED TRADEMARK OF STAR PIPE PRODUCTS

STAR PIPE PRODUCTS
HOUSTON CORPORATE TOLL FREE 1-800-999-3009 FAX 281-558-9000
www.starpipeproducts.com



Ductile Iron Flanged Fittings

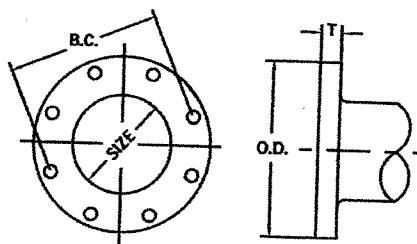
ANSI/AWWA C110/A21.10

GENERAL SPECIFICATIONS

MATERIAL:	Ductile iron per ASTM A536
PRESSURE:	250 PSI rating for 1" - 48" sizes and 150 PSI rating for 54" - 64"
TESTING:	In accordance with ANSI/AWWA C110/A21.10, UL and FM requirements
LAYING LENGTH:	2" - 48" sizes in accordance with ANSI/AWWA C110/A21.10 and ANSI B16.1 and 54" - 64" sizes in accordance with ANSI/AWWA C153/A21.53 (fittings not listed in ANSI/AWWA have dimensions per Star design as noted in the catalog)
WEIGHTS:	Are in pounds, unless noted otherwise and do not include accessories, cement lining and coatings
DRILLING:	In accordance with ANSI/AWWA C110/A21.10, ANSI/AWWA C153/A21.53 and ANSI B16.1 Class 125 Flanges
CEMENT LINING:	In accordance with ANSI/AWWA C104/A21.4 - sizes 1" - 3" single thickness and sizes 4" - 64" double thickness
COATING:	Asphaltic seal coat inside in accordance with ANSI/AWWA C104/A21.4 and prime coat outside
APPROVALS:	2" - 12" Underwriters Laboratories and ULC Listed and Factory Mutual approved for 300 PSI rating. Please consult factory for detail listing and approvals. 2" and greater are UL/NSF-61.
DIMENSIONS:	All dimensions are in inches unless noted otherwise.
INSTALLATION:	Per ANSI/AWWA C110 and C111



SUBMITTAL INFORMATION

PROJECT NAME: ENGINEER: CONTRACTOR: SPEC. SECTION: 

FLANGE DETAILS

NOM. SIZE	O.D.	B.C.	T	BOLT HOLE DIA.	BOLTS	
					SIZE	NO.
1	4.25	3.12	0.44	0.62	1/2 x 2	4
1 1/2	5.00	3.88	0.56	0.62	1/2 x 2	4
2	6.00	4.75	0.62	0.75	3/4 x 2 1/4	4
2 1/2	7.00	5.50	0.69	0.75	3/4 x 2 1/2	4
3	7.50	6.00	0.75	0.75	3/4 x 2 1/2	4
4	9.00	7.50	0.94	0.75	3/4 x 3	8
5	10.00	8.50	0.94	0.88	3/4 x 3	8
6	11.00	9.50	1.00	0.88	3/4 x 3 1/2	8
8	13.50	11.75	1.12	0.88	3/4 x 3 1/2	8
10	16.00	14.25	1.19	1.00	7/8 x 4	12
12	19.00	17.00	1.25	1.00	7/8 x 4	12
14	21.00	18.75	1.38	1.13	1 x 4 1/2	12
16	23.50	21.25	1.44	1.13	1 x 4 1/2	16
18	25.00	22.75	1.56	1.25	1 1/4 x 5	16
20	27.50	25.00	1.69	1.25	1 1/4 x 5	20
24	32.00	29.50	1.88	1.38	1 1/4 x 5 1/2	20
30	38.75	36.00	2.12	1.38	1 1/4 x 6 1/2	28
36	46.00	42.75	2.38	1.63	1 1/2 x 7	32
42	53.00	49.50	2.62	1.63	1 1/2 x 7 1/2	36
48	59.50	56.00	2.75	2.00	1 1/2 x 8	44
54	66.25	62.75	3.00	2.00	1 3/4 x 8 1/2	44
60	73.00	69.25	3.12	2.00	1 3/4 x 9	52
64	80.00	76.00	3.38	2.00	1 3/4 x 9	52

SIZE RANGE (Please specify): _____

Size Range _____

LINING OPTIONS (Please check one):

- ☒ Standard: Cement-lined and asphalt seal coat per ANSI/AWWA C104/A21.4 and UL/NSF-61
- ☐ Optional: FBE (Fusion Bonded Epoxy) per ANSI/AWWA C116/A21.15 and UL/NSF-61
- ☐ Optional: P401 (Protecto 401) Ceramic Epoxy - sewer applications only. Not NSF-61
- ☐ Optional: Other (specify) _____

COATING OPTIONS (Please check one):

- ☒ Standard: Red Prime Coat
- ☐ Optional: Asphaltic seal coat per ANSI/AWWA C104/A21.4
- ☐ Optional: FBE (Fusion Bonded Epoxy) per ANSI/AWWA C116/A21.15 and UL/NSF-61
- ☐ Optional: Other (specify) _____

UCAT1301-SUB

*REGISTERED TRADEMARK OF STAR PIPE PRODUCTS

STAR PIPE PRODUCTS

HOUSTON CORPORATE TOLL FREE 1-800-999-3009 FAX 281-558-9000
www.starpipeproducts.com



Technical Information Sheet



PRODUCT NUMBER: 7-2500

APPLICATION: Pipe Coating

Introduction:

Nap-Gard® Product No. 7-2500 is a thermosetting epoxy powder designed as a coating for underground and subsea pipeline service. In buried service, the coating is capable of withstanding continuous operating temperatures of 107°C (225°F). This product has been certified to meet the requirements of CSA Z245.20-06, NACE RP-0394 and NSF 61 for Potable Water Services. This product is also recommended for valves and fittings at an average film thickness of 8 mils per the NSF requirement and for use as a primer on multi-layer systems at recommended 8 – 12 mils.

POWDER PROPERTIES

Color:	Reddish Brown	Theoretical Coverage:	134 Ft ² /lb/mil
Specific Gravity:	1.44 ± .05	Typical Gel Time: @ 205°C (401°F) CSA	22 ± 4 Sec.
Density: CSA Z245.20-06 (Section 12.6.2.3)	1440 ± 50 g/L	Shelf Life @ 25°C (77°F): @50% RH	12 months
Thermal Characteristics: CSA Z245.20-06	T _{g1} = 58 ± 5°C T _{g2} = 106 ± 6°C ΔH = 68 ± 10 (J/g)		

TYPICAL PROPERTIES OF APPLIED FILM

Recommended Film Thickness:	350μm (14 mils) Average 300μm (12 mils) Minimum	DSC – glass transition temperature T _g = 110°C (230°F) CSA Z245.20-06
Impact Resistance: ASTM G14-72 1/8" X 5" X 8" Steel Panels CSA Z245.20-06	@ 25°C (77°F) 160 in.lbs. @ -30°C (-22°F) > 1.5 J Pass	Hardness: Barcol, ASTM D2583 61 avg. Shore D, ASTM D2240-74 90 avg.
Elongation: Modified ASTM D2370-98	@23°C (73°F) 10.96%	Compressive Strength: ASTM D695-95 10230 psi (+/- 20%)
Bending: CSA-Z245.20-06 API-RP-5L7	@-30°C (-22°F) 3.0°/pipe dia. Passes all requirements	Pass
Tensile Strength: ASTM D2370-98/D882-91	9436 psi	

Performance depends on film thickness. Consult Nap-Gard® Specialist for specific recommendations.

Revised 07/16/2007

DuPont Powder Coatings, U.S.A.
9800 Genard Rd.
Houston, TX 77041
Tel.: 713-939-4000
Fax: 713-939-4027
www.dupontpowder.com

WARRANTY POLICY: Seller certifies that all coatings delivered to Customer in unopened factory filled containers meet all pertinent quality standards presented in its current published literature. Since matters of surface preparation, application procedures, curing procedures and other local factors that affect coating performance are beyond Seller's control, Seller assumes no liability for coating failure other than to supply replacement material for a coating material proven to be defective. Customer will determine suitability of this product for its use and thereby assumes all risks and liabilities in connection therewith. Seller will not be liable for any injuries, damages or other losses derived, directly or indirectly, from or as a consequence of Customer's use of the product. SELLER DISCLAIMS ALL OTHER WARRANTIES, EXPRESS OR IMPLIED, RELATING TO ITS PRODUCTS AND THEIR APPLICATION, INCLUDING BUT NOT LIMITED TO WARRANTIES OF MERCHANTABILITY AND FITNESS FOR PARTICULAR PURPOSES.

Nap-Gard® is a registered trademark of E.I. du Pont de Nemours and Company for its brand of Polymer Powder Coatings. Only DuPont makes Nap-Gard®.



The miracles of science

Shear Adhesion ASTM D1002-94:

Average	6555 psi
Minimum	5934 psi
Maximum	7865 psi

Hot Water Resistance CSA Z245.20-06:	Rating
75°C, 24 hr.	1 - 2
	Pass

Thermal Conductivity:
ASTM C177

0.19 ± 0.02 BTU/hr./ft²/ft./°F

Cathodic Disbondment:

CSA Z245.20-06

24 hr., 3.5 volts, 65°C (150°F)

28 days, 1.5 volts, 25°C (77°F)

Strained C.D.

2 - 4 mm radius	Pass
3 - 5 mm radius	Pass
No Cracking	Pass

TYPICAL ELECTRICAL PROPERTIES

Dielectric Strength: 1500 volts/mil @ 250µm (10 mils)
ASTM D149-97

Breakdown voltage: 20000 volts @ 450 µm (18 mils)
ASTM D149-97

Dielectric Constant: 2.15 at 1 MHz
ASTM D150

Volume Resistivity: 3.3 X 10¹⁵ ohm-cm.
ASTM D257

CHEMICAL RESISTANCE TESTS *

90-Day Immersion per CSA Z245.20-98

HCl in H₂O**, 10% NaCl, H₂SO₄ in H₂O**, 10% NaCl in H₂O, Distilled Water, 5% NaOH in H₂O **, MgCO₃/CaCO₃ in H₂O ** No Blistering

* For additional information refer to Nap-Gard Products Catalog Chemical Resistance Chart.
**Distilled Water

GENERAL APPLICATION PARAMETERS

1. Grit blast to NACE Near-White specifications (Swedish Standard #Sa 2½) and profile between 50µm (2 mils) and 112µm (4.5 mils).
2. Use phosphoric acid/deionized water rinse if water soluble salt contamination is suspected.
3. Preheat pipe to approximately 240°C (464°F).
4. Apply Nap-Gard® 7-2500 powder to meet customer thickness specifications.
5. Follow recommended cure schedule (see below).
6. Electrically inspect for holidays and repair all found with Nap-Gard® 7-1631S, 7-1847, or 7-1861.

Revised 07/16/2007

DuPont Powder Coatings, U.S.A.

9800 Genard Rd.

Houston, TX 77041

Tel.: 713-939-4000

Fax: 713-939-4027

www.dupontpowder.com

WARRANTY POLICY: Seller certifies that all coatings delivered to Customer in unopened factory filled containers meet all pertinent quality standards presented in its current published literature. Since matters of surface preparation, application procedures, curing procedures and other local factors that affect coating performance are beyond Seller's control, Seller assumes no liability for coating failure other than to supply replacement material for a coating material proven to be defective. Customer will determine suitability of this product for its use and thereby assumes all risks and liabilities in connection therewith. Seller will not be liable for any injuries, damages or other losses derived, directly or indirectly, from or as a consequence of Customer's use of the product. SELLER DISCLAIMS ALL OTHER WARRANTIES, EXPRESS OR IMPLIED, RELATING TO ITS PRODUCTS AND THEIR APPLICATION, INCLUDING BUT NOT LIMITED TO WARRANTIES OF MERCHANTABILITY AND FITNESS FOR PARTICULAR PURPOSES.

Nap-Gard® is a registered trademark of E.I. du Pont de Nemours and Company for its brand of Polymer Powder Coatings. Only DuPont makes Nap-Gard®.



The miracles of science®

GEL TIME & CURE SCHEDULE GUIDELINES

The cure schedule for Nap-Gard® Product No. 7-2500 shows the minimum time at temperature required to achieve the typical performance properties of the coating. Because pipe cooling rates vary so widely with pipe wall thickness, no allowance has been made for heat loss from the pipe but this can be easily measured on the coating line and allowance made. Recommended powder application temperature range is 226°C (438°F) to 253°C (488°F) for single/dual layer FBE and post heating is not a normal requirement. The minimum post application curing temperature (as measured on the coated pipe), and the time to quench may conform to the following cure schedule:

Gel Time (CSA Method)

Temperature	Time (Seconds)	Cure Schedule	Time to Quench**
205°C (401°F) *	20	226°C (438°F)	120 Seconds
220°C (428°F) *	12	232°C (450°F)	80 Seconds
226°C (438°F)	10	239°C (462°F)	60 Seconds
232°C (450°F)	9		

* For three layer primer applications only

****CAUTION**** Recommended time to quench is based on the assumption that the listed temperature is maintained without any cool down rate. Time to quench will vary with application parameters and pipe sizes. *Therefore, the above information shall be used only as a guideline by the applicator to develop proper time to quench. Cure should be verified by DSC or other methods. For multi-layer, the optimum time for adhesive application is between 30-70% cure of the FBE. This has to be developed by the applicator based on the plant layout.*

Revised 07/16/2007

DuPont Powder Coatings, U.S.A.
9800 Genard Rd.
Houston, TX 77041
Tel.: 713-939-4000
Fax: 713-939-4027
www.dupontpowder.com

WARRANTY POLICY: Seller certifies that all coatings delivered to Customer in unopened factory filled containers meet all pertinent quality standards presented in its current published literature. Since matters of surface preparation, application procedures, curing procedures and other local factors that affect coating performance are beyond Seller's control, Seller assumes no liability for coating failure other than to supply replacement material for a coating material proven to be defective. Customer will determine suitability of this product for its use and thereby assumes all risks and liabilities in connection therewith. Seller will not be liable for any injuries, damages or other losses derived, directly or indirectly, from or as a consequence of Customer's use of the product. SELLER DISCLAIMS ALL OTHER WARRANTIES, EXPRESS OR IMPLIED, RELATING TO ITS PRODUCTS AND THEIR APPLICATION, INCLUDING BUT NOT LIMITED TO WARRANTIES OF MERCHANTABILITY AND FITNESS FOR PARTICULAR PURPOSES.

Nap-Gard® is a registered trademark of E.I. du Pont de Nemours and Company for its brand of Polymer Powder Coatings. Only DuPont makes Nap-Gard®.



The miracles of science®

I. Condition of Ductile Iron Prior to Surface Preparation

All ductile pipe and fittings shall be delivered to the application facility without asphalt, cement lining, or any other lining on the interior surface. Because removal of old linings may not be possible, the intent of this specification is that the entire interior of the ductile iron pipe and fittings shall not have been lined with any substance prior to the application of the specified lining material and no coating shall have been applied to the first six inches of the exterior of the spigot ends.

II. Lining Material

The Standard of Quality is Protecto 401 Ceramic Epoxy. The material shall be an amine cured novalac epoxy containing at least 20% by volume of ceramic quartz pigment. Any request for substitution must be accompanied by a successful history of lining pipe and fittings for sewer service, a test report verifying the following properties, and a certification of the test results.

A. A permeability rating of 0.00 when tested according to Method A of ASTM E-96-66, Procedure A with a test duration of 30 days.

B. The following test must be run on coupons from factory lined ductile iron pipe:

1. ASTM B-117 Salt Spray (scribed panel) - Results to equal 0.0 undercutting after two years.
2. ASTM G-95 Cathodic Disbondment 1.5 volts @ 77 F. Results to equal no more than 0.5mm undercutting after 30 days.
3. Immersion Testing rated using ASTM D-714-87.
 - a. 20% Sulfuric Acid - No effect after two years.
 - b. 140 F 25% Sodium Hydroxide - No effect after two years.
 - c. 160 F Distilled Water - No effect after two years.
 - d. 120 F Tap Water (scribed panel) - 0.0 undercutting after two years with no effect.

C. An abrasion resistance of no more than 3 mils (.075mm) loss after one million cycles using European Standard EN 598: 1994 Section 7.8 Abrasion Resistance.

III. APPLICATION**A. Applicator**

The lining shall be applied by a competent firm with a successful history of applying linings to the interior of ductile iron pipe and fittings.

B. Surface Preparation

Prior to abrasive blasting, the entire area to receive the protective compound shall be inspected for oil, grease, etc. Any areas with oil, grease, or any substance which can be removed by solvent, shall be solvent cleaned to remove those substances. After the surface has been made free of grease, oil or other substances, all areas to receive the protective compounds shall be abrasive blasted using sand or grit abrasive media. The entire surface to be lined shall be struck with the blast media so that all rust, loose oxides, etc., are removed from the surface. Only slight stains and tightly adhering oxide may be left on the surface. Any area where rust reappears before lining must be reblasted.

Continued ...

Surface Preparation

Prior to abrasive blasting, the entire area to receive the protective compound shall be inspected for oil, grease, etc. Any areas with oil, grease, or any substance which can be removed by solvent, shall be solvent cleaned to remove those substances. After the surface has been made free of grease, oil or other substances, all areas to receive the protective compounds shall be abrasive blasted using sand or grit abrasive media. The entire surface to be lined shall be struck with the blast media so that all rust, loose oxides, etc., are removed from the surface. Only slight stains and tightly adhering oxide may be left on the surface. Any area where rust reappears before lining must be reblasted.

C. Lining

After the surface preparation and within 8 hours of surface preparation, the interior of the pipe shall receive 40 mils nominal dry film thickness of Protecto 401. No lining shall take place when the substrate or ambient temperature is below 40 degrees Fahrenheit. The surface also must be dry and dust free. If flange pipe or fittings are included in the project, the lining shall not be used on the face of the flange.

D. Coating of Bell Sockets and Spigot Ends

Due to the tolerances involved, the gasket area and spigot end up to 6 inches back from the end of the spigot end must be coated with 6 mils nominal, 10 mils maximum using Protecto Joint Compound. The Joint Compound shall be applied by brush to ensure coverage. Care should be taken that the Joint Compound is smooth without excess buildup in the gasket seat or on the spigot ends. Coating of the gasket seat and spigot ends shall be done after the application of the lining.

E. Number of Coats

The number of coats of lining material applied shall be as recommended by the lining manufacturer. However, in no case shall this material be applied above the dry thickness per coat recommended by the lining manufacturer in printed literature. The maximum or minimum time between coats shall be that time recommended by the lining material manufacturer. To prevent delamination between coats, no material shall be used for lining which is not indefinitely recoatable with itself without roughening of the surface.

F. Touch-Up & Repair

Protecto Joint Compound shall be used for touch-up or repair in accordance with manufacturer's recommendations.

IV. Inspection and certification**A. Inspection**

1. All ductile iron pipe and fitting linings shall be checked for thickness using a magnetic film thickness gauge. The thickness testing shall be done using the method outlined in SSPC-PA-2 Film Thickness Rating.
2. The interior lining of all pipe barrels and fittings shall be tested for pinholes with a nondestructive 2,500 volt test. Any defects found shall be repaired prior to shipment.
3. Each pipe joint and fitting shall be marked with the date of application of the lining system along with its numerical sequence of application on that date and records maintained by the applicator of his work.

B. Certification


The pipe or fitting manufacturer must supply a certificate attesting to the fact that the applicator met the requirements of this specification, and that the material used was as specified.

V. Handling

Protecto 401 lined pipe and fittings must be handled only from the outside of the pipe and fittings. No forks, chains, straps, hooks, etc. shall be placed inside the pipe and fittings for lifting, positioning, or laying.



(<https://www.centrauctionhouse.com/central-bidding/contact-us>)



CENTRALBIDDING

FROM CENTRAL AUCTION HOUSE

(<https://www.centrauctionhouse.com/index.php>)

Central Bidding Time: Tue February 03, 2015 2:03:17 PM GMT-6

Welcome to Central Bidding, **DNELSON** - You are Logged-in - Log Out (https://www.centrauctionhouse.com/login.php?cmd=_logout)

Location: **Metairie > Louisiana > USA**
Name: **Lisa Cliburn**
Email: **lisa.cliburn@hdsupply.com**
Address: **812 Little Farms Ave**
Zip code: **70003**
Contact number: **15047394325**

Where To?

 [Main Menu \(main.php\)](#)



[Home \(https://www.centrauctionhouse.com/index.php\)](https://www.centrauctionhouse.com/index.php) - Central Bidding
(<https://www.centrauctionhouse.com/main.php>) - Register (<https://www.centrauctionhouse.com/register>) -
Contact Us (<https://www.centrauctionhouse.com/central-bidding/contact-us>) - Vendors
(<https://www.centrauctionhouse.com/vendor-registration>) -
Central Auction House, LTD



CENTRALBIDDING
FROM CENTRAL AUCTION HOUSE


**5000112075 ONE (1) YEAR CONTRACT FOR A SUPPLY OF DUCTILE
IRON FITTINGS AND ADAPTER KITS FOR THE JEFFERSON PARISH
DEPARTMENT OF PUBLIC WORKS WATER**
Jefferson Parish Government

Project documents obtained from www.CentralBidding.com

26-Jan-2015 12:08:46 PM



(<https://www.centrauctionhouse.com/central-bidding/contact-us>)



CENTRALBIDDING

FROM CENTRAL AUCTION HOUSE

(<https://www.centrauctionhouse.com/index.php>)

Central Bidding Time: Tue February 03, 2015 2:06:14 PM GMT-6

Welcome to Central Bidding, **DNELSON** - You are Logged-in - Log Out ([https://www.centrauctionhouse.com/login.php?](https://www.centrauctionhouse.com/login.php?cmd=_logout)

[cmd=_logout](#))

Place a Bid for 5000112075 ONE (1) YEAR CONTRACT FOR A SUPPLY OF DUCTILE IRON FITTINGS AND ADAPTER KITS FOR THE JEFFERSON PARISH DEPARTMENT OF PUBLIC WORKS WATER

Please enter your best bid proposal for this project

Louisiana Contractor ID#

Enter all information required on the outside of the sealed envelope in the box below

HD Supply Waterworks
11323 Cloverland Ave
Baton Rouge, LA 70809

Bid Bond #

Jefferson Parish Vendor #:

Upload Attachment(s)

Click the Upload button in order to upload bid related documents



Home (<https://www.centrauctionhouse.com/index.php>) - Central Bidding
(<https://www.centrauctionhouse.com/main.php>) - Register (<https://www.centrauctionhouse.com/register>) -
Contact Us (<https://www.centrauctionhouse.com/central-bidding/contact-us>) - Vendors
(<https://www.centrauctionhouse.com/vendor-registration>) -
Central Auction House, LTD

223298

Form W-9 (Rev. October 2007) Department of the Treasury Internal Revenue Service		Request for Taxpayer Identification Number and Certification		Give form to the requester. Do not send to the IRS.
Name (as shown on your income tax return) HD Supply Waterworks, LTD.				
Business name, if different from above				
Check appropriate box: <input type="checkbox"/> Individual/sole proprietor <input type="checkbox"/> Corporation <input checked="" type="checkbox"/> Partnership <input type="checkbox"/> Limited liability company. Enter the tax classification (D=disregarded entity, C=corporation, P=partnership) > <input checked="" type="checkbox"/> Exempt payee <input type="checkbox"/> Other (see instructions) >				
Address (number, street, and apt. or suite no.) P. O. Box 8228			Requestor's name and address (optional)	
City, state, and ZIP code Waco, TX 76714				
(List account number(s) here (optional))				
Request for Taxpayer				
Part I Taxpayer Identification Number (TIN) Number and Certification				
Enter your TIN in the appropriate box. The TIN provided must match the name given on Line 1 to avoid backup withholding. For individuals, this is your social security number (SSN). However, for a resident alien, sole proprietor, or disregarded entity, see the Part I instructions on page 3. For other entities, it is your employer identification number (EIN). If you do not have a number, see <i>How to get a TIN</i> on page 3.				
Social security number _____			or Employer identification number 03 0550887	
Part II Certification				
Under penalties of perjury, I certify that:				
1. The number shown on this form is my correct taxpayer identification number (or I am waiting for a number to be issued to me), and				
2. I am not subject to backup withholding because: (a) I am exempt from backup withholding, or (b) I have not been notified by the Internal Revenue Service (IRS) that I am subject to backup withholding as a result of a failure to report all interest or dividends, or (c) the IRS has notified me that I am no longer subject to backup withholding, and				
3. I am a U.S. citizen or other U.S. person (defined below).				
Certification instructions: You must cross out item 2 above if you have been notified by the IRS that you are currently subject to backup withholding because you have failed to report all interest and dividends on your tax return. For real estate transactions, item 2 does not apply. For mortgage interest paid, acquisition or abandonment of secured property, cancellation of debt, contributions to an individual retirement arrangement (IRA), and generally, payments other than interest and dividends, you are not required to sign the Certification, but you must provide your correct TIN. See the instructions on page 4.				
Sign Here	Signature of U.S. person >	Date > 11/5/09		
General Instructions				
Section references are to the Internal Revenue Code unless otherwise noted.				
Purpose of Form				
A person who is required to file an information return with the IRS must obtain your correct taxpayer identification number (TIN) to report, for example, income paid to you, real estate transactions, mortgage interest you paid, acquisition or abandonment of secured property, cancellation of debt, or contributions you made to an IRA.				
Use Form W-9 only if you are a U.S. person (including a resident alien), to provide your correct TIN to the person requesting it (the requester) and, when applicable, to:				
1. Certify that the TIN you are giving is correct (or you are waiting for a number to be issued).				
2. Certify that you are not subject to backup withholding, or				
3. Claim exemption from backup withholding if you are a U.S. exempt payee. If applicable, you are also certifying that as a U.S. person, your allocable share of any partnership income from a U.S. trade or business is not subject to the withholding tax on foreign partners' share of effectively connected income.				
Note. If a requester gives you a form other than Form W-9 to request your TIN, you must use the requester's form if it is substantially similar to this Form W-9.				
Definition of a U.S. person. For federal tax purposes, you are considered a U.S. person if you are:				
• An individual who is a U.S. citizen or U.S. resident alien,				
• A partnership, corporation, company, or association created or organized in the United States or under the laws of the United States,				
• An estate (other than a foreign estate), or				
• A domestic trust (as defined in Regulations section 301.7701-7).				
Special rules for partnerships. Partnerships that conduct a trade or business in the United States are generally required to pay a withholding tax on any foreign partners' share of income from such business. Further, in certain cases where a Form W-9 has not been received, a partnership is required to presume that a partner is a foreign person, and pay the withholding tax. Therefore, if you are a U.S. person that is a partner in a partnership conducting a trade or business in the United States, provide Form W-9 to the partnership to establish your U.S. status and avoid withholding on your share of partnership income.				
The person who gives Form W-9 to the partnership for purposes of establishing its U.S. status and avoiding withholding on its allocable share of net income from the partnership conducting a trade or business in the United States is in the following cases:				
• The U.S. owner of a disregarded entity and not the entity,				

Cat No. 10281X

Form W-9 (Rev. 10-2007)

DATE: 1/14/2015

INVITATION TO BID
THIS IS NOT AN ORDER

BID NO.: 50-00112075

JEFFERSON PARISH

PURCHASING DEPARTMENT
P.O. BOX 9
GRETN, LA. 70054-0009
504-364-2678

Page: 1

BUYER: DNelson@jeffparish.net

BIDS WILL BE RECEIVED IN THE PURCHASING DEPARTMENT, SUITE 4400, JEFFERSON PARISH GENERAL GOVERNMENT BUILDING, 200 DERBIGNY STREET, GRETN, LA 70053 UNTIL 2:00 PM, 2/03/2015 AND PUBLICLY OPENED THEREAFTER.

LATE BIDS WILL NOT BE ACCEPTED

Unless submitting via online (see Page 3), each bid must be submitted in a sealed envelope bearing on the outside; the name of the Bidder, his address, and the name of the project for which the bid is submitted and the bid number.

NOTE: ONLY BIDS WRITTEN IN INK OR TYPEWRITTEN, AND PROPERLY SIGNED BY A MEMBER OF THE FIRM OR AUTHORIZED REPRESENTATIVE, WILL BE ACCEPTED. PENCIL AND/OR PHOTOSTATIC FIGURES OR SIGNATURES SHALL RESULT IN BID REJECTION.

INSTRUCTIONS FOR BIDDERS AND GENERAL CONDITIONS

THE FOLLOWING INSTRUCTIONS APPLY TO ALL BIDS

All bids submitted are subject to these instructions and general conditions and any special conditions and specifications contained herein, all of which are made part of this bid proposal reference. By submitting a bid, vendor agrees to comply with all provisions of Louisiana Law as well compliance with the Jefferson Parish Code of Ordinances, Louisiana Code of Ethics, applicable Jefferson Parish ethical standards and Jefferson Parish Resolution No. 113646 and/or Resolution No. 113647.

All vendors submitting bids must register as a Jefferson Parish vendor if not already yet registered. Bidders may be required to furnish current W-9 Forms and respective Tax Identification Numbers within 10 days after bid opening if such information is not on file or not up to date. Forms to register may be downloaded from www.purchasing.jeffparish.net and clicking on Vendor Information.

All quotations shall be based on F.O.B. Agency warehouse or job site, anywhere within the Parish as designated by the Purchasing Department. This provision does not apply to public works projects

JEFFERSON PARISH requires all products to be new (current) and all work must be performed according to standard practices for the project. Unless otherwise specified, no aftermarket parts will be accepted. Unless otherwise specified, all workmanship and materials must have at least one (1) year guaranty, in writing, from the date of delivery and/or acceptance of the project. Any deviations or alterations from the specifications must be indicated and/or supporting documentation supplied with bid submission.

Bidders should submit all questions in writing and fax them to the Purchasing Department at (504) 364-2693 no later than FIVE (5) working days prior to bid opening. Bid numbers should be mentioned in all requests. Questions may also be emailed to the buyer for this bid at the email address listed above. If submitting online, vendors may send questions via the E-Procurement site no later than Five (5) working days prior to the bid opening.

If this bid requires a pre-bid conference (see Additional Requirements section), bidders are advised that such conference will be held to allow bidders the opportunity to identify any discrepancies in the bid specifications and seek further clarification regarding instructions. The Purchasing Department will issue a written response to bidders' questions in the form of an Addendum. Please note that all official communication will be expressed in the form of an addendum.

All formal Addenda require written acknowledgement on the bid form by the bidder. Failure to acknowledge an Addendum on the bid form shall cause the bid to be rejected. JEFFERSON PARISH reserves the right to award bid to next lowest responsive and responsible bidder in this event.

The purpose and intention of this invitation to bid is to afford all suppliers an equal opportunity to bid on all construction, maintenance, repair, operating supplies and/or equipment listed in this bid proposal. JEFFERSON PARISH WILL ACCEPT ONE BID ONLY FROM EACH VENDOR. Items bid must meet specifications.

Visit our website at [HTTP://PURCHASING.JEFFPARISH.NET](http://PURCHASING.JEFFPARISH.NET)

DATE: 1/14/2015

BID NO.: 50-00112075

Page: 2

JEFFERSON PARISH will accept one price for each item unless otherwise indicated. Two or more prices for one item will result in bid rejection. Bidders are required to complete, sign and return the bid form and/or complete and return the associated line item pricing forms as indicated.

If the bid exceeds \$30,000.00 and the company is duly authorized to do business in the state of Louisiana, a corporate resolution must be submitted with the bid or the person signing the bid documents must be listed on the Louisiana Secretary of State's website as an officer of the corporation, unless bidder has otherwise complied with LSA-R.S. 38:2212(A)(1)(c) or LSA-R.S. 38:2212 (O). If the bid is in excess of \$30,000 and bidder is registered out of the state of Louisiana, a corporate resolution must be submitted with the bid, unless bidder has otherwise complied with LSA-R.S. 38:2212(A)(1)(c) or LSA-R.S. 38:2212 (O). Failure to comply will cause bid to be rejected; the Parish reserves the right to award bid to the next lowest responsive and responsible bidder in this event. Bids submitted by Owner or Sole Proprietorships must include certification that he or she owns the entity for which the bid is signed. Sole proprietors submitting bids for public works projects shall within 10 days after bid opening submit sole proprietorship certification.

NOTE: A sample corporate resolution can be downloaded from our website <http://purchasing.jeffparish.net> or you may provide your own document. A sample certification of sole proprietorship can also be downloaded from our website <http://purchasing.jeffparish.net> or you may provide your own document.

INSTRUCTIONS FOR BIDDERS AND GENERAL CONDITIONS

A. AWARD OF CONTRACT: JEFFERSON PARISH reserves the right to award contracts or place orders on a lump sum or individual item basis, or such combination, as shall in its judgment be in the best interest of JEFFERSON PARISH. Every contract or order shall be awarded to the LOWEST RESPONSIVE and RESPONSIBLE BIDDER, taking into consideration the CONFORMITY WITH THE SPECIFICATIONS and the DELIVERY AND/OR COMPLETION DATE. IN THE EVENT OF SPLIT AWARD, THE PURCHASING DEPARTMENT MAY CONTACT VENDORS TO REQUEST REQUIRED AFFIDAVITS. THOSE VENDORS WILL HAVE 10 DAYS FROM THE DATE OF NOTICE TO SUBMIT COMPLETE, SIGNED AND NOTARIZED AFFIDAVITS IN ORIGINAL FORMATS.

All bid prices shall remain valid for 45 days. Jefferson Parish and the lowest responsive and responsible bidder(s) by mutual written consent may mutually agree to extend the deadline for award by one (1) or more extensions of thirty (30) calendar days.

Preference is hereby given to materials, supplies, and provisions produced, manufactured or grown in Louisiana, quality being equal to articles offered by competitors outside the state. "LSA-R.S.38:2251-2261"

B. USE OF BRAND NAMES AND STOCK NUMBERS: Where brand names and stock numbers are specified, it is for the purpose of establishing certain minimum standards of quality. Bids may be submitted for products of equal quality, provided brand names and stock numbers are specified. Complete product data may be required prior to award.

C. CANCELLATION OF CONTRACT: JEFFERSON PARISH reserves the right to cancel all or any part if not shipped promptly. No charges will be allowed for parking or cartage unless specified in quotation. The order must not be filled at a higher price than quoted. JEFFERSON PARISH reserves the right to cancel any contract at anytime and for any reason by issuing a THIRTY (30) day written notice to the contractor.

For good cause and as consideration for executing a contract with Jefferson Parish, vendor conveys, sells, assigns and transfers to Jefferson Parish or its assigns all rights, title and interest in and to all causes of action it may now or hereafter acquire under the antitrust laws of the United States and the State of Louisiana, relating to the particular good or services purchased or acquired by Jefferson Parish.

D. PRICES: Jefferson Parish is exempt from paying sales tax under LSA-R.S. 47:301 (8)(c). All prices for purchases by Jefferson Parish of supplies and materials shall be quoted in the unit of measure specified and unless otherwise specified, shall be exclusive of state and Parish taxes. The price quoted for work shall be stated in figures. In the event there is a difference in unit prices and totals, the unit price shall prevail.

Quantities listed are for bidding purposes only. Actual requirements may be more or less than quantities listed.

Bidders are not to exclude from participation in, deny the benefits of, or subject to discrimination under any program or activity, any person in the United States on the grounds of race, color, national origin, or sex; nor discriminate on the basis of age under the Age Discrimination Act of 1975, or with respect to an otherwise qualified handicapped individual as provided in Section 504 of the Rehabilitation Act of 1973, or on the basis of religion, except that any exemption from such prohibition against discrimination on the basis of religion as provided in the Civil Rights Act of 1964, or Title VI and VII of the Act of April 11, 1968, shall also apply. This assurance includes compliance with the administrative requirements of the Revenue Sharing final handicapped discrimination provisions contained in Section 51.55 (c), (d), (e), and (k)(5) of the Regulations. New construction or renovation projects must comply with Section 504 of the 1973 Rehabilitation Act, as amended, in accordance with the American National Standard Institute's specifications (ANSI A17.1-1961).

DATE: 1/14/2015

BID NO.: 50-00112075

INSTRUCTIONS FOR BIDDERS AND GENERAL CONDITIONS

Page: 3

E. RESPONSE TO INVITATION: If your company is unable to bid on this request, please state your reason on bid form, and return to this office before bid opening date. Failure to do so may result in the removal of your company from Jefferson Parish's vendors list.

F. POSTING OF BIDS: A listing of bids will be posted on bulletin board in Suite 4400, Jefferson Parish General Government Building, Gretna, LA and will remain posted until close of respective bids.

Advertised bids will be tabulated and a copy of the tabulation will be forwarded to each responding bidder.

IN ACCORDANCE WITH STATE REGULATIONS JEFFERSON PARISH OFFERS ELECTRONIC PROCUREMENT TO ALL VENDORS

This Electronic Procurement System allows vendors the convenience of reviewing and submitting bids online. This is a secure site and authorized personnel have limited read access only. Please note requirements contained in this bid package for electronic bid submission.

Please visit the Purchasing Department webpage at <http://purchasing.jeffparish.net> to register and review Jefferson Parish solicitations.

The general specifications for construction projects and the purchase of materials, services and/or supplies are those adopted by the JEFFERSON PARISH Council by Resolution No. 113646 or 113647 dated 12/09/09. The general conditions adopted by this resolution shall be considered as much a part of this document as if they were written wholly herein. A copy may be obtained from the Office of the Parish Clerk, Suite 6700, Jefferson Parish General Government Building, 200 Derbigny Street, Gretna, LA 70053. You may also obtain a copy by visiting the Purchasing Department webpage at <http://purchasing.jeffparish.net> and clicking on Online Forms.

ADDITIONAL REQUIREMENTS FOR THIS BID

PLEASE MATCH THE NUMBERS PRINTED IN THIS BOX WITH THE
CORRESPONDING INSTRUCTIONS BELOW.
10, 12, 13, 15

1. All bidders must attend the pre-bid conference in relation to this bid; attendance is mandatory. Failure to attend will prohibit a company from submitting a bid. Vendors arriving after the mandatory pre-bid conference begins will not be allowed to sign in as evidence of attendance.
2. Attendance to this pre-bid conference is optional. However, failure to attend the pre-bid conference shall not relieve the bidder of responsibility for information discussed at the conference. Furthermore, failure to attend the pre-bid conference and inspection does not relieve the successful bidder from the necessity of furnishing materials or performing any work that may be required to complete the work in accordance with the specification with no additional cost to the owner.
3. Contractor must hold current applicable JEFFERSON PARISH licenses with the Department of Inspection and Code Enforcement. Contractor shall obtain any and all permits required by the JEFFERSON PARISH Department of Inspection and Code Enforcement. The contractor shall be responsible for the payment of these permits. All permits must be obtained prior to the start of the project. Contractor must also hold any and all applicable Federal and State licenses. Contractor shall be responsible for the payment of these permits and shall obtain them prior to the start of the project.

INSTRUCTIONS FOR BIDDERS AND GENERAL CONDITIONS

4. A LA State Contractor's License will be required in accordance with LSA R.S. 37-2150 et. seq. and such license number will be shown on the outside of the bid envelope. Failure to comply will cause the bid to be rejected. Additionally if submitting the bid electronically, then the license number must be entered in the appropriate field in the Electronic Procurement system. Failure to comply will cause the bid to be rejected.
5. It is the bidder's responsibility to visit the job site and evaluate the job before submitting a bid.
6. Job site must be clean and free of all litter and debris daily and upon completion of the contract. Passageways must be kept clean and free of material, equipment, and debris at all times. Flammable material must be removed from the job site daily because storage will not be permitted on the premises. Precautions must be exercised at all times to safeguard the welfare of JEFFERSON PARISH and the general public.
7. PUBLIC WORKS BIDS: All awards for public works in excess of \$5,000.00 will be reduced to a formal contract which shall be recorded at the contractor's expense with the Clerk of Court and Ex-Officio Recorder of Mortgages for the Parish of Jefferson. A price list of recordation costs may be obtained from the Clerk of Court and Ex-Officio Recorder of Mortgages for the Parish of Jefferson. All awards in excess of \$25,000.00 will require both a performance and a payment bond. Unless otherwise stated in the bid specifications, the performance bond requirements shall be 100% of the contract price. Unless otherwise state in the bid specifications, the payment bond requirements shall be 100% of the contract price. Both bonds shall be supplied at the signing of the contract.
8. NON-PUBLIC WORKS BIDS: A performance bond will be required for this bid. The amount of the bond will be 100% of the contract price unless otherwise indicated in the specifications. The performance bond shall be supplied at the signing of the contract.
9. NON-PUBLIC WORKS BIDS: A payment bond will be required for this bid. The amount of the bond will be 100% of the contract price unless otherwise indicated in the specifications. The payment bond shall be supplied at the signing of the contract.
10. Unless otherwise stated in the bid specifications, the successful bidder will be required to procure standard insurance policies evidencing Parish-mandated insurance requirements as indicted on the attached sheet. The current certificate of insurance must be submitted by low bidder within 10 days after bid opening to the Purchasing Department. Failure to comply will cause bid to be rejected. JEFFERSON PARISH reserves the right to award bid to the next lowest responsive and responsible bidder in this event.
11. A bid bond will be required with bid submission in the amount of 5% of the total bid, unless otherwise stated in the bid specifications. Acceptable forms shall be limited to cashier's check, certified check, money order, or surety bid bond. If submitting bid online, vendors must submit bond through respective online clearinghouse bond management system as indicated in the Electronic Procurement system.
12. This is a requirements contract to be provided on an as needed basis. JEFFERSON PARISH makes no representations or warranties with regard to minimum guaranteed quantities unless otherwise stated in the bid specifications.
13. Freight charges should be included in total cost when quoting. If not quoted FOB DELIVERED, freight must be quoted as a separate item. Bid may be rejected if not quoted FOB DELIVERED or if freight charges are not indicated on bid form.
14. PUBLIC WORKS BIDS - Completed, Signed and Properly Notarized Affidavits (in Original Format) required; Non-Conviction Affidavit, Non-Collusion Affidavit, Campaign Contribution Affidavit and E-Verify Affidavit must be completed, signed, notarized and submitted by low bidder within 10 days after bid opening to the Purchasing Department on all solicitations for construction, alteration or demolition of public building or project, including but not limited to requirements found in LSA-RS 38:2212.9; LSA-RS 38:2212.10; LSA-RS 38:2224; Code of Ordinances, Jefferson Parish, Louisiana, Sec 2-923.1. Failure to comply will cause bid to be rejected; the Parish reserves the right to award bid to the next lowest responsive and responsible bidder in this event. For the convenience of vendors, all affidavits have been combined into one form entitled PUBLIC WORKS BID AFFIDAVIT. This affidavit must be submitted in its original format for the bid to be considered responsive.
15. NON PUBLIC WORK BIDS - Completed, Signed and Properly Notarized Affidavits (in Original Format) required; Non-Collusion Affidavit, and Campaign Contribution Affidavit must be completed, signed, notarized and submitted by low bidder with bid submission within 10 days after bid opening to the Purchasing Department. See LSA-RS 38:2212.10; LSA-RS 38:2224; Code of Ordinances, Jefferson Parish, Louisiana, Sec 2-923.1 Failure to comply will cause bid to be rejected; the Parish reserves the right to award bid to the next lowest responsive and responsible bidder in this event. For the convenience of vendors, all affidavits have been combined into one form entitled NON-PUBLIC WORKS BID AFFIDAVIT. This affidavit must be submitted in its original format for the bid to be considered responsive.

It shall be the duty of every parish officer, employee, department, agency, special district, board, and commission: and the duty of every contractor, subcontractor, and licensee of the parish, and the duty of every applicant for certification of eligibility for a parish contract or program, to cooperate with the Inspector General in any investigation, audit, inspection, performance review, or hearing pursuant to Jefferson Parish Code of Ordinances Section 2-155.10(19). By submitting a bid, vendor acknowledges this and will abide by all provisions of the referenced Jefferson Parish Code of Ordinances.

DATE: 1/14/2015

Page: 5

BID NO.: 50-00112075

BID FORM
Non Public Works

All Public Work Projects are required to use the Louisiana Uniform Public Work Bid Form

All prices must be held firm unless an escalation provision is requested in this bid. Jefferson Parish will allow one escalation during the term of the contract, which may not exceed the U.S. Bureau of Labor Statistics National Index for all Urban Consumers, unadjusted 12 month figure. The most recently published figure issued at the time an adjustment is requested will be used. A request must be made in writing by the vendor, and the escalation will only be applied to purchases made after the request is made.

Are you requesting an escalation provision?

YES _____ NO ☒

MAXIMUM ESCALATION PERCENTAGE REQUESTED _____%

INITIAL BID PRICES WILL REMAIN FIRM THROUGH THE DATE OF _____

For the purposes of comparison of bids when an escalation provision is requested, Jefferson Parish will apply the maximum escalation percentage quoted by the bidder to the period to which it is applied in the bid. The initial price and the escalation will be used to calculate the total bid price. It will be assumed, for comparison of prices only, that an equal amount of material or labor is purchased each month throughout the entire contract.

DELIVERY: FOB JEFFERSON PARISH

INDICATE DELIVERY DATE ON EQUIPMENT AND SUPPLIES

Sweat

LOUISIANA CONTRACTOR'S LICENSE NO.: (if applicable) _____

THIS SECTION MUST BE COMPLETED BY BIDDER:

FIRM NAME: Ferguson Enterprises

DBA Louisiana Utilities Supply

ADDRESS: 901 S Leblanc Rd, Suite 206

Metairie LA 70001

CITY, STATE: _____ ZIP: _____

TELEPHONE: 801, 834-1100 FAX: 801, 831-4179

EMAIL ADDRESS: Cathy.McCarthy@ferguson.com

In the event that addenda are issued with this bid, bidders MUST acknowledge all addenda on the bid form. Bidder must acknowledge receipt of an addendum on the bid form as indicated. Failure to acknowledge any addendum on the bid form will result in bid rejection.

Acknowledge Receipt of Addenda: NUMBER: _____

NUMBER: _____

NUMBER: _____

NUMBER: _____

TOTAL PRICE OF ALL BID ITEMS: \$ 214,755.54

AUTHORIZED SIGNATURE: Cathy A. McCarthy

TITLE: Salesperson

Cathy A. McCarthy
Printed Name

SIGNING INDICATES YOU HAVE READ AND COMPLY WITH THE INSTRUCTIONS AND CONDITIONS.

NOTE: All bids should be returned with the BID NUMBER and BID OPENING DATE indicated on the outside of the envelope submitted to the Purchasing Department.

INVITATION TO BID FROM JEFFERSON PARISH - continued

BID NO.: 50-00112075

SEALED BID

ITEM NUMBER	QUANTITY	U/M	DESCRIPTION OF ARTICLES	UNIT PRICE QUOTED	TOTALS
			ONE (1) YEAR CONTRACT FOR DUCTILE IRON FITTINGS AND ADAPTER KITS FOR JEFFERSON PARISH DEPARTMENT OF PUBLIC WORKS, WATER AND ALL JEFFERSON PARISH AGENCIES AND MUNICIPALITIES		
1	1.00	ONLY	0010-MECHANICAL JOINT OSLID REPAIR SLEEVES 3 IN (CLOSE BODY)	30.91	30.91
			GROUP 1		
2	1.00	ONLY	0020-MECHANICAL JOINT SOLID REPAIR SLEEVES 3 INCH (COMPACT BODY)	30.91	30.91
			GROUP 1		
3	1.00	ONLY	0030-MECHANICAL JOINT SOLID REPAIR SLEEVES 4 INCH (LONG BODY)	42.76	42.76
			GROUP 1		
4	1.00	ONLY	0040-MECHANICAL JOINT SOLID REPAIR SLEEVES 4 INCH (COMPACT BODY)	30.40	30.40
			GROUP 1		
5	1.00	ONLY	0050-MECHANICAL JOINT SOLID REPAIR SLEEVES 6 INCH (LONG BODY)	75.72	75.72
			GROUP 1		
6	1.00	ONLY	0060-MECHANICAL JOINT SOLID REPAIR SLEEVES 6 INCH (COMPACT BODY)	54.09	54.09
			GROUP 1		
7	1.00	ONLY	0070-MECHANICAL JOINT SOLID REPAIR SLEEVES 8 INCH (LONG BODY)	119.49	119.49
			GROUP 1		
8	1.00	ONLY	0080-MECHANICAL JOINT SOLID REPAIR SLEEVES 8 INCH (COMPACT BODY)	71.08	71.08
			GROUP 1		
9	1.00	ONLY	0090-MECHANICAL JOINT OSLID REPAIR SLEEVES 10 INCH (LONG BODY)	141.64	141.64

INVITATION TO BID FROM JEFFERSON PARISH - continued

BID NO.: 50-00112075

SEALED BID

ITEM NUMBER	QUANTITY	U/M	DESCRIPTION OF ARTICLES	UNIT PRICE QUOTED	TOTALS
			GROUP 1		
10	1.00	ONLY	0100-MECHANICAL JOINT SOLID REPAIR SLEEVES 10 INCH (COMPACT BODY)	124.13	124.13
			GROUP 1		
11	1.00	ONLY	0110-MECHANICAL JOINT SOLID REPAIR SLEEVE 12 INCH (LONG BODY)	191.08	191.08
			GROUP 1		
12	1.00	ONLY	0120-MECHANICAL JOINT SOLID REPAIR SLEEVES 12 INCH (COMPACT BODY)	139.06	139.06
			GROUP 1		
13	1.00	ONLY	0130-MECHANICAL JOINT SOLID REPAIR SLEEVES 14 INCH (LONG BODY)	288.41	288.41
			GROUP 1		
14	1.00	ONLY	0140-MECHANICAL JOINT SOLID REPAIR SLEEVES 14 INCH (COMPACT BODY)	261.63	261.63
			GROUP 1		
15	1.00	ONLY	0150-MECHANICAL JOINT SOLID REPAIR SLEEVES 15 INCH (LONG BODY)	365.65	365.65
			GROUP 1		
16	1.00	ONLY	0160-MECHANICAL JOINT SOLID REPAIR SLEEVES 16 INCH (COMPACT BODY)	324.98	324.98
			GROUP 1		
17	1.00	ONLY	0170-MECHANICAL JOINT SOLID REPAIR SLEEVES 18 INCH (LONG BODY)	460.42	460.42
			GROUP 1		
18	1.00	ONLY	0180-MECHANICAL JOINT SOLID REPAIR SLEEVES 18 INCH (COMPACT BODY)	405.83	405.83

DATE: 1/14/2015

Page 8

INVITATION TO BID FROM JEFFERSON PARISH - continued

BID NO.: 50-00112075

SEALED BID

ITEM NUMBER	QUANTITY	U/M	DESCRIPTION OF ARTICLES	UNIT PRICE QUOTED	TOTALS
			GROUP 1		
19	1.00	ONLY	0190-MECHANICAL JOINT SOLID REPAIR SLEEVES 20 INCH (LONG BODY)	555.69	555.69
			GROUP 1		
20	1.00	ONLY	0200-MECHANICAL JOINT SOLID REPAIR SLEEVES 20 INCH (COMPACT BODY)	496.46	496.46
			GROUP 1		
21	1.00	ONLY	0210-MECHANICAL JOINT SOLID REPAIR SLEEVES 14 INCH (LONG BODY)	288.40	288.40
			GROUP 1		
22	1.00	ONLY	0220-MECHANICAL JOINT SOLID REPAIR SLEEVES 24 INCH (COMPACT BODY)	655.60	655.60
			GROUP 1		
23	1.00	ONLY	0230-MECHANICAL JOINT SOLID REPAIR SLEEVES 30 INCH (LONG BODY)	1507.92	1507.92
			GROUP 1		
24	1.00	ONLY	0240-MECHANICAL JOINT SOLID REPAIR SLEEVES 30 INCH (COMPACT BODY)	1332.82	1332.82
			GROUP 1		
25	1.00	ONLY	0250-MECHANICAL JOINT SOLID REPAIR SLEEVES 36 INCH (LONG BODY) C-110	3335.31	3335.31
			GROUP 1		
26	1.00	ONLY	0260-MECHANICAL JOINT SOLID REPAIR SLEEVES 36 INCH (COMPACT BODY) C-110	2766.12	2766.12
			GROUP 1		
27	1.00	ONLY	0270-MECHANICAL JOINT SOLID REPAIR SLEEVES 42 INCH (LONG BODY) C-110	3816.16	3816.16

DATE: 1/14/2015

Page 9

INVITATION TO BID FROM JEFFERSON PARISH - continued

BID NO.: 50-00112075

SEALED BID

ITEM NUMBER	QUANTITY	U/M	DESCRIPTION OF ARTICLES	UNIT PRICE QUOTED	TOTALS
			GROUP 1		
28	1.00	ONLY	0280-MECHANICAL JOINT SOLID REPAIR SLEEVES 42 INCH (COMPACT BODY) C-110	3218.75	3218.75
			GROUP 1		
29	1.00	ONLY	0290-MECHANICAL JOINT SOLID REPAIR SLEEVES 48 INCH (LONG BODY) C-110	5905.25	5905.25
			GROUP 1		
30	1.00	ONLY	0300-MECHANICAL JOINT SOLID REPAIR SLEEVES 48 INCH (COMPACT BODY) C-110	4751.73	4751.73
			GROUP 1		
31	1.00	ONLY	0310-MECHANICAL JOINT, 90 DEGREE BENDS 3 INCH	45.33	45.33
			GROUP 2 MECHANICAL JOINT 90 DEGREE BENDS 0310-0420		
32	1.00	ONLY	0320-MECHANICAL JOINT 90 DEGREE BENDS 6 INCH	80.86	80.86
			GROUP 2		
33	1.00	ONLY	0330-MECHANICAL JOINT 90 DEGREE BENDS 8 INCH	117.94	117.94
			GROUP 2		
34	1.00	ONLY	0340-MECHANICAL, JOINT, 90 DEGREE BENDS 10 INCH	186.44	186.44
			GROUP 2		
35	1.00	ONLY	0350-MECHANICAL JOINT, 90 DEGREE BENDS 12 INCH	250.30	250.30
			GROUP 2		
36	1.00	ONLY	0360-MECHANICAL JOINT, 90 DEGREES BENDS 14 INCH	418.71	418.71
			GROUP 2		

DATE: 1/14/2015

Page 10

INVITATION TO BID FROM JEFFERSON PARISH - continued

BID NO.: 50-00112075

SEALED BID

ITEM NUMBER	QUANTITY	U/M	DESCRIPTION OF ARTICLES	UNIT PRICE QUOTED	TOTALS
37	1.00	ONLY	0370-MECHANICAL JOINT,90 DEGREE BENDS 16 INCH GROUP 2	559.82	559.82
38	1.00	ONLY	0380-MECHANICAL JOINT,90 DEGREE BENDS 18 INCH GROUP 2	676.72	676.72
39	1.00	ONLY	0390-MECHANICAL JOINT,90 DEGREE BENDS 20 INCH GROUP 2	917.73	917.73
40	1.00	ONLY	0400-MECHANICAL JOINT,90 DEGREE BENDS 24 INCH GROUP 2	1371.97	1371.97
41	1.00	ONLY	0410-MECHANICAL JOINT,90 DEGREE BENDS 30 INCH C-110 GROUP 2	4305.81	4305.81
42	1.00	ONLY	0420-MECHANICAL JOINT,90 DEGREE BENDS 36 INCH C-110 GROUP 2	5884.40	5884.40
43	1.00	ONLY	0430-MECHANICAL JOINT X FLANGE 90 DEGREE BENDS,3 INCH GROUP 3	47.91	47.91
44	1.00	ONLY	0440-MECHANICAL JOINT,JOINT X FLANGE, 90 DEGREE BENDS, 4 INCH GROUP 3	47.91	47.91
45	1.00	ONLY	0450-MECHANICAL JOINT X FLANGE, 90 DEGREE BENDS, 6 INCH GROUP 3	103.53	103.53
46	1.00	ONLY	0460-MECHANICAL JOINT,JOINT X FLANGE 90 DEGREE BENDS, 8 INCH GROUP 3	173.57	173.57

DATE: 1/14/2015

Page 11

INVITATION TO BID FROM JEFFERSON PARISH - continued

BID NO.: 50-00112075

SEALED BID

ITEM NUMBER	QUANTITY	U/M	DESCRIPTION OF ARTICLES	UNIT PRICE QUOTED	TOTALS
47	1.00	ONLY	0470-MECHANICAL JOINT T X FLANGE 90 DEGREE BENDS, 30 INCH C-110 GROUP 3	5440. ⁰⁰	5440. ⁰⁰
48	1.00	ONLY	0480-MECHANICAL JOINT X FLANGE, 90 DEGREE BENDS, 36 INCH C-110 GROUP 3	7904. ⁰⁰	7904. ⁰⁰
49	1.00	ONLY	0490-MECHANICAL JOINT, 45 DEGREE BENDS 3 INCH GROUP 4 MECHANICAL JOINT, 45 DEGREE BENDS (0490-610)	40.18	40.18
50	1.00	ONLY	0500-MECHANICAL JOINT, 45 DEGREE BENDS 4 INCH GROUP 4	40.70	40.70
51	1.00	ONLY	0510-MECHANICAL JOINT, 45 DEGREE BENDS 6 INCH GROUP 4	65.93	65.93
52	1.00	ONLY	0520-MECHANICAL JOINT, 45 DEGREE BENDS 8 INCH GROUP 4	95.29	95.29
53	1.00	ONLY	0530-MECHANICAL JOINT, 45 DEGREE BENDS 10 INCH GROUP 4	139.06	139.06
54	1.00	ONLY	0540-MECHANICAL JOINT, 45 DEGREE BENDS 12 INCH GROUP 4	207.04	207.04
55	1.00	ONLY	0550-MECHANICAL JOINT, 45 DEGREE BENDS 14 INCH GROUP 4	325.49	325.49
56	1.00	ONLY	0560-MECHANICAL JOINT, 45 DEGREE BENDS 16 INCH	405.83	405.83

INVITATION TO BID FROM JEFFERSON PARISH - continued

BID NO.: 50-00112075

SEALED BID

ITEM NUMBER	QUANTITY	U/M	DESCRIPTION OF ARTICLES	UNIT PRICE QUOTED	TOTALS
			GROUP 4		
57	1.00	ONLY	0570-MECHANICAL JOINT,45 DEGREE BENDS 18 INCH	568.06	568.06
			GROUP 4		
58	1.00	ONLY	0580-MECHANICAL JOINT,45 DEGREE BENDS 20 INCH	624.71	624.71
			GROUP 4		
59	1.00	ONLY	0590-MECHANICAL JOINT,45 DEGREE BENDS 24 INCH	910.01	910.01
			GROUP 4		
60	1.00	ONLY	0600-MECHANICAL JOINT,45 DEGREE BENDS 30 INCH C-110	3396.44	3396.44
			GROUP 4		
61	1.00	ONLY	0610-MECHANICAL JOINT 45 DEGREE BENDS 36 INCH C-110	5094. ⁰⁰	5094. ⁰⁰
			GROUP 4		
62	1.00	ONLY	0620-MECHANICAL JOINT X FLANGE 45 DEGREE BENDS,3 INCH	54.35	54.35
			GROUP 5		
63	1.00	ONLY	0630-MECHANICAL JOINT X FLANGE 45 DEGREE BENDS,4 INCH	58.39	58.39
			GROUP 5		
64	1.00	ONLY	0640-MECHANICAL JOINT X FLANGE 45 DEGREE BENDS,6 INCH	86.53	86.53
			GROUP 5		
65	1.00	ONLY	0650-MECHANICAL JOINT X FLANGE 45 DEGREE BENDS, 8 INCH	166.87	166.87
			GROUP 5		
66	1.00	ONLY	0660-MECHANICAL JOINT,22-1/2 DEGREE BENDS 3 INCH	47.39	47.39
			GROUP 6		

INVITATION TO BID FROM JEFFERSON PARISH - continued

BID NO.: 50-00112075

SEALED BID

ITEM NUMBER	QUANTITY	U/M	DESCRIPTION OF ARTICLES	UNIT PRICE QUOTED	TOTALS
67	1.00	ONLY	MECHANICAL JOINT 22-1/2 DEGREE BENDS (0660-0760) 0670-MECHANICAL JOINT, 22-1/2 DEGREE BENDS, 4 INCH GROUP 6	38.64	38.64
68	1.00	ONLY	0680-MECHANICAL JOINT, 22-1/2 DEGREE BENDS, 6 INCH GROUP 6	60.27	60.27
69	1.00	ONLY	0690-MECHANICAL JOINT, 22-1/2 DEGREE BENDS, 8 INCH GROUP 6	93.23	93.23
70	1.00	ONLY	0700-MECHANICAL JOINT, 22-1/2 DEGREE BENDS, 10 INCH GROUP 6	137.52	137.52
71	1.00	ONLY	0710-MECHANICAL JOINT, 22-1/2 DEGREE BENDS, 12 INCH GROUP 6	180.78	180.78
72	1.00	ONLY	0720-MECHANICAL JOINT, 22-1/2 DEGREE BENDS, 14 INCH GROUP 6	329.61	329.61
73	1.00	ONLY	0730-MECHANICAL JOINT, 22-1/2 DEGREE BENDS, 16 INCH GROUP 6	384.72	384.72
74	1.00	ONLY	0740-MECHANICAL JOINT, 22-1/2 DREGREE BENDS, 18 INCH GROUP 6	478.44	478.44
75	1.00	ONLY	0750-MECHANICAL JOINT, 22-1/2 DEGREE BENDS, 20 INCH GROUP 6	640.16	640.16
76	1.00	ONLY	0760-MECHANICAL JOINT, 22-1/2 DEGREE BENDS, 24 INCHES GROUP 6	847.19	847.19

DATE: 1/14/2015

Page 14

INVITATION TO BID FROM JEFFERSON PARISH - continued

BID NO.: 50-00112075

SEALED BID

ITEM NUMBER	QUANTITY	U/M	DESCRIPTION OF ARTICLES	UNIT PRICE QUOTED	TOTALS
77	1.00	ONLY	0770-MECHANICAL JOINT,11-1/4 DEGREE BENDS,6 INCH GROUP 7 MECHANICAL JOINT,11-1/4 DEGREE BENDS (0770-800)	62.33	62.33
78	1.00	ONLY	0780-MECHANICAL JOINT,11-1/4 DEGREE BENDS,8 INCH GROUP 7	84.99	84.99
79	1.00	ONLY	0790-MECHANICAL JOINT,11-1/4 DEGREE BENDS,12 INCH GROUP 7	167.40	167.40
80	1.00	ONLY	0800-MECHANICAL JOINT,11-1/4 DEGREE BENDS,20 INCH GROUP 7	594.32	594.32
81	1.00	ONLY	0810-MECHANICAL JOINT TEES,3 INCH BY 3 INCHGROUP 8 MECHANICAL JOINT TEES (0810-0980)	60.27	60.27
82	1.00	ONLY	0820-MECHANICAL JOINT TEES, 4 INCH BY 4 INCH GROUP 8	66.45	66.45
83	1.00	ONLY	0830-MECHANICAL JOINT TEES,6 INCH BY 4 INCH GROUP 8	108.16	108.16
84	1.00	ONLY	0840-MECHANICAL JOINT TEES,6 INCH BY 6 INCH GROUP 8	116.92	116.92
85	1.00	ONLY	0850-MECHANICAL JOINT TEES,8 INCH BY 6 INCH GROUP 8	145.76	145.76
86	1.00	ONLY	0860-MECHANICAL JOINT TEES,8 INCH BY 8 INCH	175.63	175.63

DATE: 1/14/2015

Page 15

INVITATION TO BID FROM JEFFERSON PARISH - continued

BID NO.: 50-00112075

SEALED BID

ITEM NUMBER	QUANTITY	U/M	DESCRIPTION OF ARTICLES	UNIT PRICE QUOTED	TOTALS
			GROUP 8		
87	1.00	ONLY	0870-MECHANICAL JOINT TEES,10 INCH BY 8 INCH	186.44	186.44
			GROUP 8		
88	1.00	ONLY	0880-MECHANICAL JOINT TEES,10 INCH BY 8 INCH	218.37	218.37
			GROUP 8		
89	1.00	ONLY	0890-MECHANICAL JOINT TEES,10 INCH BY 10 INCH	249.27	249.27
			GROUP 8		
90	1.00	ONLY	0900-MECHANICAL JOINT TEES,12 INCH BY 6 INCH	235.88	235.88
			GROUP 8		
91	1.00	ONLY	0910-MECHANICAL JOINT TEES, 12 INCH BY 8 INCH	271.93	271.93
			GROUP 8		
92	1.00	ONLY	0920-MECHANICAL JOINT TEES,12 INCH BY 12 INCH	348.15	348.16
			GROUP 8		
93	1.00	ONLY	0930-MECHANICAL JOINT TEES,16 INCH BY 6 INCH	486.69	486.70
			GROUP 8		
94	1.00	ONLY	0940-MECHANICAL JOINT TEES,16 INCH BY 8 INCH	528.40	528.40
			GROUP 8		
95	1.00	ONLY	0950-MECHANICAL JOINT TEES,16 INCH BY 12 INCH	631.92	631.92
			GROUP 8		
96	1.00	ONLY	0960-MECHANICAL JOINT TEES,16 INCH BY 16 INCH	797.23	797.23
			GROUP 8		
97	1.00	ONLY	0970-MECHANICAL JOINT TEES,24 INCH BY 6 INCH	914.14	914.14

DATE: 1/14/2015

Page 16

INVITATION TO BID FROM JEFFERSON PARISH - continued

BID NO.: 50-00112075

SEALED BID

ITEM NUMBER	QUANTITY	U/M	DESCRIPTION OF ARTICLES	UNIT PRICE QUOTED	TOTALS
98	1.00	ONLY	GROUP 8 0980-MECHANICAL JOINT TEES, 24 INCH BY 24 INCH	1553.25	1553.25
99	1.00	ONLY	GROUP 8 0990-MECHANICAL JOINT X FLANGE TEES 6 INCH BY 4 INCH	129.79	129.79
100	1.00	ONLY	GROUP 9 MECHANICAL JOINT X FLANGE TEES (0990-1050) 1000-MECHANICAL JOINT X FLANGE TEES 6 INCH BY 6 INCH	141.12	141.12
101	1.00	ONLY	GROUP 9 1010-MECHANICAL JOINT X FLANGE TEES 8 INCH BY 6 INCH	162.75	162.75
102	1.00	ONLY	GROUP 9 1020-MECHANICAL JOINT X FLANGE TEES 10 INCH BY 10 INCH	361.10	361.10
103	1.00	ONLY	GROUP 9 1030-MECHANICAL JOINT X FLANGE TEES 10 INCH BY 6 INCH	267.81	267.81
104	1.00	ONLY	GROUP 9 1040-MECHANICAL JOINT X FLANGE TEES, 12 INCH BY 6 INCH	307.47	307.47
105	1.00	ONLY	GROUP 9 1050-MECHANICAL JOINT X FLANGE TEES 16 INCH BY 12 INCH	725.80	725.80
106	1.00	ONLY	GROUP 9 1060-MECHANICAL JOINT X SWIVEL TEES, 6 INCH BY 6 INCH	134.94	134.94
107	1.00	ONLY	GROUP 10 1070-MECHANICAL JOINT X SWIVEL TEES, 8 INCH BY 6 INCH	169.45	169.45

DATE: 1/14/2015

Page 17

INVITATION TO BID FROM JEFFERSON PARISH - continued

BID NO.: 50-00112075

SEALED BID

ITEM NUMBER	QUANTITY	U/M	DESCRIPTION OF ARTICLES	UNIT PRICE QUOTED	TOTALS
			GROUP 10		
108	1.00	ONLY	1080-MECHANICAL JOINT X SWIVEL TEES 8 INCH BY 8 INCH	246.70	246.70
			GROUP 10		
109	1.00	ONLY	1090-MECHANICAL JOINT X SWIVEL TEES, 10 INCH BY 6 INCH	209.10	209.10
			GROUP 10		
110	1.00	ONLY	1100-MECHANICAL JOINT X SWIVEL TEES 12 INCH BY 6 INCH	242.06	242.06
			GROUP 10		
111	1.00	ONLY	1110-MECHANICAL JOINT X SWIVEL TEES 12 INCH BY 8 INCH	349.18	349.18
			GROUP 10		
112	1.00	ONLY	1120-MECHANICAL JOINT X SWIVEL TEES 14 INCH BY 6 INCH	550.03	550.03
			GROUP 10		
113	1.00	ONLY	1130-MECHANICAL JOINT X SWIVEL TEES 16 INCH BY 6 INCH	430.04	430.04
			GROUP 10		
114	1.00	ONLY	1140-MECHANICAL JOINT X SWIVEL TEES 20 INCH BY 6 INCH	705.56	705.56
			GROUP 10		
115	1.00	ONLY	1150-MECHANICAL JOINT CROSSES, 4 INCH BY 4 INCH	133.91	133.91
			GROUP 11 MECHANICAL JOINT CROSSES (1150-1170)		
116	1.00	ONLY	1160-MECHANICAL JOINT CROSSES 4 INCH BY 6 INCH	146.27	146.27
			GROUP 11		
117	1.00	ONLY	1170-MECHANICAL JOINT CROSSES 6 INCH BY 6 INCH	169.96	169.96

DATE: 1/14/2015

Page 18

INVITATION TO BID FROM JEFFERSON PARISH - continued

BID NO.: 50-00112075

SEALED BID

ITEM NUMBER	QUANTITY	U/M	DESCRIPTION OF ARTICLES	UNIT PRICE QUOTED	TOTALS
118	1.00	ONLY	GROUP 11 1180-MECHANICAL JOINT CONCENTRIC REDUCERS 4 INCH BY 3 INCH	40.70	40.70
119	1.00	ONLY	GROUP 12 MECHANICAL JOINT CONCENTRIC REDUCERS (1180-1280) 1190-MECHANICAL JOINT CONCENTRIC REDUCERS 6 INCH BY 4 INCH	46.87	46.87
120	1.00	ONLY	GROUP 12 1200-MECHANICAL JOINT CONCENTRIC REDUCERS 8 INCH BY 4 INCH	63.36	63.36
121	1.00	ONLY	GROUP 12 1210-MECHANICAL JOINT CONCENTRIC REDUCERS 8 INCH BY 6 INCH	68.51	68.51
122	1.00	ONLY	GROUP 12 1220-MECHANICAL JOINT CONCENTRIC REDUCERS 10 INCH BY 6 INCH	87.56	87.56
123	1.00	ONLY	GROUP 12 1230-MECHANICAL JOINT CONCENTRIC REDUCERS 10 INCH BY 8 INCH	95.80	95.80
124	1.00	ONLY	GROUP 12 1240-MECHANICAL JOINT CONCENTRIC REDUCERS 12 INCH BY 6 INCH	115.37	115.37
125	1.00	ONLY	GROUP 12 1250-MECHANICAL JOINT CONCENTRIC REDUCERS 12 INCH BY 8 INCH	118.46	118.46
126	1.00	ONLY	GROUP 12 1260-MECHANICAL JOINT CONCENTRIC REDUCERTS 12 INCH BY 10 INCH	129.79	129.79
127	1.00	ONLY	GROUP 12 1270-MECHANICAL JOINT CONCENTRIC REDUCERS 14 INCH BY 6 INCH	264.27	264.27

INVITATION TO BID FROM JEFFERSON PARISH - continued

BID NO.: 50-00112075

SEALED BID

ITEM NUMBER	QUANTITY	U/M	DESCRIPTION OF ARTICLES	UNIT PRICE QUOTED	TOTALS
128	1.00	ONLY	GROUP 12 1280-MECHANICAL JOINT CONCENTRIC REDUCERS 16 INCH BY 20 INCH	406.35	406.35
129	1.00	ONLY	GROUP 12 1290-MECHANICAL JOINT X FLANGE ADAPTERS 4 INCH	49.97	49.97
130	1.00	ONLY	GROUP 13 MECHANICAL JOINT X FLANGED ADAPTERS (1290-1320) 1300-MECHANICAL JOINT X FLANGE ADAPTERS 6 INCH	64.90	64.90
131	1.00	ONLY	GROUP 13 1310-MECHANICAL JOINT X FLANGE ADAPTERS,8 INCH	98.38	98.38
132	1.00	ONLY	GROUP 13 1320-MECHANICAL JOINT X FLANGE ADAPTERS,24 INCH	821.44	821.44
133	1.00	ONLY	GROUP 13 1330-MECHANICAL JOINT CAP,4 INCH GROUP 14 MECHANICAL JOINT CAPS (1330-1400)	19.06	19.06
134	1.00	ONLY	1340-MECHANICAL JOINT CAP,6 INCH GROUP 14	33.49	33.49
135	1.00	ONLY	1350-MECHANICAL JOINT CAP,8 INCH GROUP 14	52.54	52.54
136	1.00	ONLY	1360-MECHANICAL JOINT CAP,10 INCH GROUP 14	68.51	68.51
137	1.00	ONLY	1380-MECHANICAL JOINT CAP,14 INCH GROUP 14	151.00	151.00

INVITATION TO BID FROM JEFFERSON PARISH - continued

BID NO.: 50-00112075

SEALED BID

ITEM NUMBER	QUANTITY	U/M	DESCRIPTION OF ARTICLES	UNIT PRICE QUOTED	TOTALS
138	1.00	ONLY	1390-MECHANICAL JOINT CAP,16 INCH GROUP 14	203.43	203.43
139	1.00	ONLY	1400-MECHANICAL JOINT CAP,20 INCH GROUP 14	316.73	316.73
140	1.00	ONLY	1410-MECHANICAL JOINT PLUG,4 INCH GROUP 15	21.63	21.63
			MECHANICAL JOINT PLUGS (1410-1480)		
141	1.00	ONLY	1420-MECHANICAL JOINT PLUG,6 INCH GROUP 15	40.18	40.18
142	1.00	ONLY	1430-MECHANICAL JOINT PLUG,8 INCH GROUP 15	61.30	61.30
143	1.00	ONLY	1440-MECHANICAL JOINT PLUG,10 INCH GROUP 15	103.53	103.53
144	1.00	ONLY	1450-MECHANICAL JOINT PLUG,12 INCH GROUP 15	106.62	106.62
145	1.00	ONLY	1460-MECHANICAL JOINT PLUG,14 INCH GROUP 15	212.19	212.19
146	1.00	ONLY	1470-MECHANICAL JOINT PLUG,16 INCH GROUP 15	270.90	270.90
147	1.00	ONLY	1480-MECHANICAL JOINT PLUG,18 INCH GROUP 15	337.34	337.34
148	1.00	ONLY	1490-MECHANICAL JOINT OFFSET,4 INCH BY 12 INCH	98.40	98.40
			GROUP 16 MECHANICAL JOINT OFFSETS (1490-1520)		
149	1.00	ONLY	1500-MECHANICAL JOINT OFFSET, 6 INCH BY 12 INCH	169.00	169.00

INVITATION TO BID FROM JEFFERSON PARISH - continued

BID NO.: 50-00112075

SEALED BID

ITEM NUMBER	QUANTITY	U/M	DESCRIPTION OF ARTICLES	UNIT PRICE QUOTED	TOTALS
			GROUP 16		
150	1.00	ONLY	1510-MECHANICAL JOINT OFFSET, 8 INCH BY 12 INCH	238.14	238.14
			GROUP 16		
151	1.00	ONLY	1520-MECHANICAL JOINT OFFSET, 12 INCH BY 12 INCH	414.35	414.35
			GROUP 16		
152	1.00	ONLY	1530-PRICE BROTHERS PIPE ADAPTER KITS, 16 INCH BY 24 INCH LENGTH	4573.98	4573.98
			GROUP 17 PRICE BROTHERS REPAIR ADAPTER KITS (1530-1600)		
153	1.00	ONLY	1540-PRICE BROTHERS PIPE ADAPTER KITS, 18 INCH 24 INCH LENGTH	5272.80	5272.80
			GROUP 17		
154	1.00	ONLY	1550-PRICE BROTHERS PIPE ADAPTER KITS, 20 INCH 24 INCH LENGTH	5990. ⁰⁰	5990. ⁰⁰
			GROUP 17		
155	1.00	ONLY	1560-PRICE BROTHERS PIPE ADAPTER KITS 24 INCH 24 INCH LENGTH	6130. ⁰⁰	6130. ⁰⁰
			GROUP 17		
156	1.00	ONLY	1570-PRICE BROTHERS PIPE ADAPTER KITS, 30 INCH 24 INCH LENGTH	7228. ⁰⁰	7228. ⁰⁰
			GROUP 17		
157	1.00	ONLY	1580-PRICE BROTHERS PIPE ADAPTER KITS, 36 INCH 24 INCH LENGTH	8270. ⁰⁰	8270. ⁰⁰
			GROUP 17		
158	1.00	ONLY	1590-PRICE BROTHERS PIPE ADAPTER KITS, 42 INCH 24 INCH LENGTH	11650. ⁰⁰	11650. ⁰⁰
			GROUP 17		
159	1.00	ONLY	1600-PRICE BROTHERS PIPE ADAPTER KITS, 48 INCH 24 INCH LENGTH	13130. ⁰⁰	13130. ⁰⁰

DATE: 1/14/2015

Page 22

INVITATION TO BID FROM JEFFERSON PARISH - continued

BID NO.: 50-00112075

SEALED BID

ITEM NUMBER	QUANTITY	U/M	DESCRIPTION OF ARTICLES	UNIT PRICE QUOTED	TOTALS
			GROUP 17		
160	1.00	ONLY	1610-FLANGED JOINT,11-1/4 DEGREE BEND (PROTECTO 401 CERAMIC INTERIOR LINING) 4 INCH	158.86	158.86
161	1.00	ONLY	1620-FLANGED JOINT,11-1/4 DEGREE BEND (PROTECTO 401 CERAMIC INTERIOR LINING) 6 INCH	243.01	243.01
162	1.00	ONLY	1630-FLANGED JOINT,22-1/2 DEGREE BEND (PROTECTO 401 CERAMIC INTERIOR LINING) 4 INCH	142.21	142.21
163	1.00	ONLY	1640-FLANGED JOINT,22-1/2 DEGREE BEND (PROTECTO 401 CERAMIC INTERIOR LINING) 6 INCH	211.96	211.96
164	1.00	ONLY	1650-FLANGED JOINT,22-1/2 DEGREE BEND (PROTECTO 401 CERAMIC INTERIOR LINGING) 8 INCH	310.96	310.96
165	1.00	ONLY	1660-FLANGED JOINT,22-1/2 DEGREE BEND (PROTECTOR 401 CERAMIC INTERIOR LINING) 10 INCH	449.11	449.11
166	1.00	ONLY	1670-FLANGED JOINT,22-1/2 DEGREE BEND (PROTECTO 401 CERAMIC INTERIOR LINING) 12 INCH	616.96	616.96
167	1.00	ONLY	1680-FLANGED JOINT,22-1/2 DEGREE BEND (PROTECTO 401 CERAMIC INTERIOR LINING) 14 INCH	783.91	783.91
168	1.00	ONLY	1690-FLANGED JOINT,22-1/2 DEGREE BEND (PROTECTO 401 CERAMIC INTERIOR LINING) 16 INCH	872.55	872.55
169	1.00	ONLY	1700-FLANGED JOINT,45 DEGREE BEND (PROTECTO 401 CERAMIC INTERIOR LINING) 3 INCH	142.65	142.65

INVITATION TO BID FROM JEFFERSON PARISH - continued

BID NO.: 50-00112075

SEALED BID

ITEM NUMBER	QUANTITY	U/M	DESCRIPTION OF ARTICLES	UNIT PRICE QUOTED	TOTALS
170	1.00	ONLY	1710-FLANGED JOINT,45 DEGREE BEND (PROTECTO 402 CERAMIC INTERIOR LINING) 4 INCH	142.66	142.66
171	1.00	ONLY	1720-FLANGED JOINT,45 DEGREE BEND (PROTECTO 402 CERAMIC INTERIOR LINING) 6 INCH	217.36	217.36
172	1.00	ONLY	1730-FLANGED JOINT,45 DEGREE BEND (PROTECTO 401 CERAMIC INTERIOR LINING) 8 INCH	314.56	314.56
173	1.00	ONLY	1740-FLANGED JOINT 45 DEGREE BEND (PROTECTO 401 CERAMIC INTERIOR LINING) 10 INCH	462.16	462.16
174	1.00	ONLY	1750-FLANGED JOINT,45 DEGREE BEND (PROTECTO 401 CERAMIC INTERIOR LINING) 12 INCH	587.71	587.71
175	1.00	ONLY	1760-FLANGED JOINT,45 DEGREE BEND (PROTECTO 401 CERAMIC INTERIOR LINING) 14 INCH	693.46	693.46
176	1.00	ONLY	1770-FLANGED JOINT, 45 DEGREE BEND (PROTECTO 401 CERAMIC INTERIOR LINING) 16 INCH	852.31	852.31
177	1.00	ONLY	1780-FLANGED JOINT,45 DEGREE BEND (PROTECTO 401 CERAMIC INTERIOR LINING) 18 INCH	1095.76	1095.76
178	1.00	ONLY	1790-FLANGED JOINT,45 DEGREE BEND (PROTECTO 401 CERAMIC INTERIOR LINING) 20 INCH	1377.91	1377.91
179	1.00	ONLY	1800-FLANGED JOINT,45 DEGREE BEND (PROTECTO 401 CERAMIC INTERIOR LINING) 24 INCH	1851.31	1851.31
180	1.00	ONLY	1810-FLANGED JOINT,90 DEGREE BEND (PROTECTO 401 CERAMIC INTERIOR LINING)	152.56	152.56

INVITATION TO BID FROM JEFFERSON PARISH - continued

BID NO.: 50-00112075

SEALED BID

ITEM NUMBER	QUANTITY	U/M	DESCRIPTION OF ARTICLES	UNIT PRICE QUOTED	TOTALS
181	1.00	ONLY	3 INCH 1820-FLANGED JOINT,90 DEGREE BEND (PROTECTO 401 CERAMIC INTERIOR LINING)	152.56	152.56
182	1.00	ONLY	4 INCH 1830-FLANGED JOINT,90 DEGREE BEND (PROTECTO 401 CERAMIC INTERIOR LINING)	233.55	233.56
183	1.00	ONLY	6 INCH 1840-FLANGED JOINT,90 DEGREE BEND (PROTECTO 401 CERAMIC INTERIOR LINING)	354.60	354.61
184	1.00	ONLY	8 INCH 1850-FLANGED JOINT,90 DEGREE BEND (PROTECTO 401 CERAMIC INTERIOR LINING)	519.75	519.76
185	1.00	ONLY	10 INCH 1860-FLANGED JOINT,90 DEGREE BEND (PROTECTO 401 CERAMIC INTERIOR LINING)	661.50	661.51
186	1.00	ONLY	12 INCH 1870-FLANGED JOINT,90 DEGREE BEND (PROTECTO 401 CERAMIC INTERIOR LINING)	827.55	827.56
187	1.00	ONLY	14 INCH 1890-FLANGED JOINT,90 DEGREE BEND (PROTECTO 401 CERAMIC INTERIOR LINING)	1282.50	1282.51
188	1.00	ONLY	18 INCH 1900-FLANGED JOINT,90 DEGREE BEND (PROTECTO 401 CERAMIC INTERIOR LINING)	1560.60	1560.61
189	1.00	ONLY	20 INCH 1910-FLANGED JOINT,90 DEGREE BEND (PROTECTO 401 CERAMIC INTERIOR LINING)	2403.91	2403.91
190	1.00	ONLY	24 INCH 1920-FLANGED JOINT,90 DEGREE BEND (PROTECTO 401 CERAMIC INTERIOR LINING)	689.41	689.41
			12 INCH BY 10 INCH		

DATE: 1/14/2015

INVITATION TO BID FROM JEFFERSON PARISH - continued

Page 25

BID NO.: 50-00112075

SEALED BID

ITEM NUMBER	QUANTITY	U/M	DESCRIPTION OF ARTICLES	UNIT PRICE QUOTED	TOTALS
191	1.00	ONLY	1930-FLANGED JOINT,90 DEGREE BEND REDUCING (PROTECTO 401 CERAMIC INTERIOR LINING) 14 INCH BY 10 INCH	820.81	820.81
192	1.00	ONLY	1940-FLANGED JOINT,CROSSES (PROTECTO 401 CERAMIC INTERIOR LINING) 4 INCH BY 4 INCH	234.46	234.46
193	1.00	ONLY	1950-FLANGED JOINT,CROSSES (PROTECTO 401 CERAMIC INTERIOR LINING) 6 INCH BY 6 INCH	373.96	373.96
194	1.00	ONLY	1960-FLANGED JOINT,CROSSES (PROTECTO 401 CERAMIC INTERIOR LINING) 8 INCH BY 8 INCH	543.16	543.16
195	1.00	ONLY	1970-FLANGED JOINT,CROSSES (PROTECTO 401 CERAMIC INTERIOR LINING) 10 INCH BY 10 INCH	980.11	980.11
196	1.00	ONLY	1980-FLANGED JOINT,CROSSES (PROTECTO 401 CERAMIC INTERIOR LINING) 12 INCH BY 12 INCH	1122.31	1122.31
197	1.00	ONLY	1990-FLANGED JOINT,CROSSES (PROTECTO 401 CERAMIC INTERIOR LINING) 12 INCH BY 6 INCH	987.76	987.76
198	1.00	ONLY	2000-FLANGED JOINT,CROSSES (PROTECTO 401 CERAMIC INTERIOR LINING) 16 INCH BY 6 INCH	1474.21	1474.21
199	1.00	ONLY	2010-FLANGED JOINT,CONCENTRIC REDUCERS (PROTECTO 401 CERAMIC INTERIOR LINING) 4 INCH BY 3 INCH	123.31	123.31
200	1.00	ONLY	2020-FLANGED JOINT,CONCENTRIC REDUCERS (PROTECTO 401 CERAMIC INTERIOR LINING) 6 INCH BY 3 INCH	193.96	193.96
201	1.00	ONLY	2030-FLANGED JOINT,CONCENTRIC REDUCERS (PROTECTO 401 CERAMIC INTERIOR LINING)	230.21	230.21

DATE: 1/14/2015

INVITATION TO BID FROM JEFFERSON PARISH - continued

Page 26

BID NO.: 50-00112075

SEALED BID

ITEM NUMBER	QUANTITY	U/M	DESCRIPTION OF ARTICLES	UNIT PRICE QUOTED	TOTALS
202	1.00	ONLY	6 INCH BY 4 INCH 2040-FLANGED JOINT, CONCENTRIC REDUCERS (PROTECTO 401 CERAMIC INTERIOR LINING)	283.51	283.51
203	1.00	ONLY	8 INCH BY 6 INCH 2050-FLANGED JOINT, CONCENTRIC REDUCERS (PROTECTO 401 CERAMIC INTERIOR LINING)	362.26	362.26
204	1.00	ONLY	10 INCH BY 6 INCH 2060-FLANGED JOINT, CONCENTRIC REDUCERS (PROTECTO 401 CERAMIC INTERIOR LINING)	412.66	412.66
205	1.00	ONLY	10 INCH BY 8 INCH 2070-FLANGED JOINT, CONCENTRIC REDUCERS (PROTECTO 401 CERAMIC INTERIOR LINING)	491.41	491.41
206	1.00	ONLY	12 INCH BY 6 INCH 2080-FLANGED JOINT, CONCENTRIC REDUCERS (PROTECTO 401 CERAMIC INTERIOR LINING)	527.86	527.86
207	1.00	ONLY	12 INCH BY 8 INCH 2090-FLANGED JOINT, CONCENTRIC REDUCERS (PROTECTO 401 CERAMIC INTERIOR LINING)	571.51	571.51
208	1.00	ONLY	12 INCH BY 10 INCH 2100-FLANGED JOINT, CONCENTRIC REDUCERS (PROTECTO 401 CERAMIC INTERIOR LINING)	659.70	659.70
209	1.00	ONLY	14 INCH BY 8 INCH 2110-FLANGED JOINT, CONCENTRIC REDUCERS (PROTECTO 401 CERAMIC INTERIOR LINING)	702.46	702.46
210	1.00	ONLY	14 INCH BY 10 INCH 2120-FLANGED JOINT, CONCENTRIC REDUCERS (PROTECTO 401 CERAMIC INTERIOR LINING)	835.66	835.66
211	1.00	ONLY	16 INCH BY 12 INCH 2130-FLANGED JOINT, CONCENTRIC REDUCERS (PROTECTO 401 CERAMIC INTERIOR LINING)	738.01	738.01
			16 INCH BY 10 INCH		

DATE: 1/14/2015

Page 27

INVITATION TO BID FROM JEFFERSON PARISH - continued

BID NO.: 50-00112075

SEALED BID

ITEM NUMBER	QUANTITY	U/M	DESCRIPTION OF ARTICLES	UNIT PRICE QUOTED	TOTALS
212	1.00	ONLY	2140-FLANGED JOINT,TEE(PROTECTO 401 CERAMIC INTERIOR LINING) 4 INCH BY 4 INCH BY 4 INCH	225.91	225.91
213	1.00	ONLY	2150-FLANGED JOINT,TEE(PROTECTO 401 CERAMIC INTERIOR LINING) 6 INCH BY 6 INCH BY 4 INCH	319.96	319.96
214	1.00	ONLY	2160-FLANGED JOINT,TEES (PROTECTO 401 CERAMIC INTERIOR LINING) 6 INCH BY 6 INCH BY 6 INCH	298.36	298.36
215	1.00	ONLY	2170-FLANGED JOINT,TEES (PROTECTO 401 CERAMIC INTERIOR LINING) 8 INCH BY 8 INCH BY 6 INCH	420.76	420.76
216	1.00	ONLY	2180-FLANGED JOINT,TEES(PROTECTO 401 CERAMIC INTERIOR LINING) 8 INCH BY 8 INCH BY 8 INCH	466.65	466.65
217	1.00	ONLY	2190-FLANGED JOINT,TEES (PROTECTO 401 CERAMIC INTERIOR LINING) 10 INCH BY 10 INCH BY 6 INCH	580.95	580.95
218	1.00	ONLY	2200-FLANGED JOINT,TEES (PROTECTO 401 CERAMIC INTERIOR LINING) 10 INCH BY 10 INCH BY 10 INCH	674.10	674.10
219	1.00	ONLY	2210-FLANGED JOINT,TEES (PROTECTO 401 CERAMIC INTERIOR LINING) 12 INCH BY 12 INCH BY 6 INCH	782.56	782.56
220	1.00	ONLY	2220-FLANGED JOINT,TEES(PROTECTO 401 CERAMIC INTERIOR LINING) 12 INCH BY 12 INCH BY 8 INCH	814.06	814.06
221	1.00	ONLY	2230-FLANGED JOINT,TEES(PROTECTO 401 CERAMIC INTERIOR LINING) 12 INCH BY 12 INCH BY 12 INCH	940.51	940.51
222	1.00	ONLY	2240-FLANGED JOINT,TEES (PROTECTO 401 CERAMIC INTERIOR LINING)	1156.51	1156.51

INVITATION TO BID FROM JEFFERSON PARISH - continued

BID NO.: 50-00112075

SEALED BID

ITEM NUMBER	QUANTITY	U/M	DESCRIPTION OF ARTICLES	UNIT PRICE QUOTED	TOTALS
223	1.00	ONLY	14 INCH BY 14 INCH BY 6 INCH 2250-FLANGED JOINT,TEES (PROTECTO 401 CERAMIC INTRIOR LINING)	1219.06	1219.06
224	1.00	ONLY	14 INCH BY 14 INCH BY 10 INCH 2250-FLANGED JOINT,TEES (PROTECTO 401 CERAMIC INTRIOR LINING)	1377.91	1377.91
225	1.00	ONLY	16 INCH BY 16 INCH BY 16 INCH 2270-FLANGED JOINT,TRUE WYES(PROTECTO 401 CERAMIC INTRIOR LINING) 4 INCH	188.56	188.56
226	1.00	ONLY	2280-MECHANICAL JOINT,11-1/4 DEGREE BEND (PROTECTO 401 CERAMIC INTERIOR LINING) 4 INCH	97.21	97.21
227	1.00	ONLY	2290-MECHANICAL JOINT,11-1/4 DEGREE BEND (PROTECTO 401 CERAMIC INTERIOR LINING) 6 INCH	153.01	153.01
228	1.00	ONLY	2300-MECHANICAL JOINT,22-1/2 DEGREE BEND (PROTECTO 401 CERAMIC INTERIOR LINING) 4 INCH	99.46	99.46
229	1.00	ONLY	2310-MECHANICAL JOINT,22-1/2 DEGREE BEND (PROTECTO 401 CERAMIC INTERIOR LINING) 6 INCH	151.21	151.21
230	1.00	ONLY	2320-MECHANICAL JOINT,22-1/2 DEGREE BEND (PROTECTO 401 CERAMIC INTERIOR LINING) 8 INCH	214.21	214.21
231	1.00	ONLY	2330-MECHANICAL JOINT,22-1/2 DEGREE BEND (PROTECTO 401 CERAMIC INTERIOR LINING) 10 INCH	288.46	288.46
232	1.00	ONLY	2340-MECHANICAL JOINT,22-1/2 DEGREE BEND (PROTECTO 401 CERAMIC INTERIOR LINING) 12 INCH	361.81	361.81
233	1.00	ONLY	2350-MECHANICAL JOINT,22-1/2 DEGREE BEND (PROTECTO 401 CERAMIC INTERIOR LINING)	535.96	535.96

INVITATION TO BID FROM JEFFERSON PARISH - continued

BID NO.: 50-00112075

SEALED BID

ITEM NUMBER	QUANTITY	U/M	DESCRIPTION OF ARTICLES	UNIT PRICE QUOTED	TOTALS
234	1.00	ONLY	14 INCH 2360-MECHANICAL JOINT,45 DEGREE BEND (PROTECTO 401 CERAMIC INTERIOR LINING)	100.81	100.81
235	1.00	ONLY	4 INCH 2370-MECHANICAL JOINT,45 DEGREE BEND (PROTECTO 401 CERAMIC INTERIOR LINING)	156.16	156.16
236	1.00	ONLY	6 INCH 2380-MECHANICAL JOINT,45 DEGREE BEND (PROTECTO 401 CERAMIC INTERIOR LINING)	216.01	216.01
237	1.00	ONLY	8 INCH 2390-MECHANICAL JOINT,45 DEGREE BEND (PROTECTO 401 CERAMIC INTERIOR LINING)	288.90	288.90
238	1.00	ONLY	10 INCH 2400-MECHANICAL JOINT,45 DEGREE BEND (PROTECTO 401 CERAMIC INTERIOR LINING)	386.55	386.55
239	1.00	ONLY	12 INCH 2410-MECHANICAL JOINT,45 DEGREE BEND (PROTECTO 401 CERAMIC INTERIOR LINING)	532.36	532.36
240	1.00	ONLY	14 INCH 2420-MECHANICAL JOINT,90 DEGREE BEND (PROTECTO 401 CERAMIC INTERIOR LINING)	108.91	108.91
241	1.00	ONLY	4 INCH 2430-MECHANICAL JOINT,90 DEGREE BEND (PROTECTO 401 CERAMIC INTERIOR LINING)	170.56	170.56
242	1.00	ONLY	6 INCH 2440-MECHANICAL JOINT,90 DEGREE BEND (PROTECTO 401 CERAMIC INTERIOR LINING)	238.06	238.06
243	1.00	ONLY	8 INCH 2450-MECHANICAL JOINT,90 DEGREE BEND (PROTECTO 401 CERAMIC INTERIOR LINING)	334.81	334.81
			10 INCH		

INVITATION TO BID FROM JEFFERSON PARISH - continued

BID NO.: 50-00112075

SEALED BID

ITEM NUMBER	QUANTITY	U/M	DESCRIPTION OF ARTICLES	UNIT PRICE QUOTED	TOTALS
244	1.00	ONLY	2460-MECHANICAL JOINT,90 DEGREE BEND (PROTECTO 401 CERAMIC INTERIOR LINING) 12 INCH	427.96	427.96
245	1.00	ONLY	2470-MECHANICAL JOINT,90 DEGREE BEND (PROTECTO 401 CERAMIC INTERIOR LINING) 14 INCH	621.46	621.46
246	1.00	ONLY	2480-MECHANICAL JOINT,CROSSES (PROTECTO 401 CERAMIC INTERIOR LINING) 4 INCH BY 4 INCH	195.31	195.31
247	1.00	ONLY	2490-MECHANICAL JOINT,CORSSSES (PROTECTO 401 CEERAMIC INTERIOR LINING) 6 INCH BY 6 INCH	256.51	256.51
248	1.00	ONLY	2500-MECHANICAL JOINT,CROSSES (PROTECTO 401 CERAMIC INTERIOR LINING) 8 INCH BY 8 INCH	285.76	285.76
249	1.00	ONLY	2500-MECHANICAL JOINT,CROSSES (PROTECTO 401 CERAMIC INTERIOR LINING) 8 INCH BY 8 INCH	285.76	285.76
250	1.00	ONLY	2510-MECHANICAL JOINT,CROSSES (PROTECTO 401 CERAMIC INTERIOR LINING) 10 INCH BY 10 INCH	441.46	441.46
251	1.00	ONLY	2520-MECHANICAL JOINT,CROSSES (PROTECTO 401 CERAMIC INTERIOR LINING) 12 INCH BY 12 INCH	688.06	688.06
252	1.00	ONLY	2530-MECHANICAL JOINT,CROSSES (PROTECTO 401 CEERAMIC INTERIOR LINING) 12 INCH BY 6 INCH	462.61	462.61
253	1.00	ONLY	2540-MECHANICAL JOINT,CONCENTRIC REDUCER (PROTECTO 401 CERAMIC INTERIOR LINING) 4 INCH BY 3 INCH	138.16	138.16
254	1.00	ONLY	2550-MECHANICAL JOINT,CONCENTRIC REDUCER (PROTECTO 401 CERAMIC INTERIOR LINING)	144.91	144.91

DATE: 1/14/2015

INVITATION TO BID FROM JEFFERSON PARISH - continued

Page 31

BID NO.: 50-00112075

SEALED BID

ITEM NUMBER	QUANTITY	U/M	DESCRIPTION OF ARTICLES	UNIT PRICE QUOTED	TOTALS
255	1.00	ONLY	6 INCH BY 3 INCH 2560-MECHANICAL JOINT, CONCENTRIC REDUCER (PROTECTO 401 CERAMIC INTERIOR LINING)	138.16	138.16
256	1.00	ONLY	6 INCH BY 4 INCH 2570-MECHANICAL JOINT, CONCENTRIC REDUCER (PROTECTO 401 CERAMIC INTERIOR LINING)	189.91	189.91
257	1.00	ONLY	8 INCH BY 6 INCH 2580-MECHANICAL JOINT, CONCENTRIC REDUCER (PROTECTO 401 CERAMIC INTERIOR LINING)	240.31	240.31
258	1.00	ONLY	10 INCH BY 6 INCH 2590-MECHANICAL JOINT, CONCENTRIC REDUCER (PROTECTO 401 CERAMIC INTERIOR LINING)	248.41	248.41
259	1.00	ONLY	10 INCH BY 8 INCH 2600-MECHANICAL JOINT, CONCENTRIC REDUCER (PROTECTO 401 CERAMIC INTERIOR LINING)	298.81	298.81
260	1.00	ONLY	12 INCH BY 6 INCH 2610-MECHANICAL JOINT, CONCENTRIC REDUCER (PROTECTO 401 CERAMIC INTERIOR LINING)	301.06	301.06
261	1.00	ONLY	12 INCH BY 8 INCH 2620-MECHANICAL JOINT, CONCENTRIC REDUCER (PROTECTO 401 CERAMIC INTERIOR LINING)	313.66	313.66
262	1.00	ONLY	12 INCH BY 10 INCH 2630-MECHANICAL JOINT, CONCENTRIC REDUCER (PROTECTO 401 CERAMIC INTERIOR LINING)	479.00	479.00
263	1.00	ONLY	14 INCH BY 8 INCH 2640-MECHANICAL JOINT, TEES (PROTECTO 401 CERAMIC INTERIOR LINING)	123.76	123.76
264	1.00	ONLY	4 INCH BY 4 INCH BY 4 INCH 2650-MECHANICAL JOINT, TEES (PROTECTO 401 CERAMIC INTERIOR LINING)	197.56	197.56
			6 INCH BY 6 INCH BY 4 INCH		

DATE: 1/14/2015

Page 32

INVITATION TO BID FROM JEFFERSON PARISH - continued

BID NO.: 50-00112075

SEALED BID

ITEM NUMBER	QUANTITY	U/M	DESCRIPTION OF ARTICLES	UNIT PRICE QUOTED	TOTALS
265	1.00	ONLY	2660-MECHANICAL JOINT,TEES(PROTECTO 401 CERAMIC INTERIOR LINING) 6 INCH BY 6 INCH BY 6 INCH	206.11	206.11
266	1.00	ONLY	2670-MECHANICAL JOINT,TEES(PROTECTO 401 CERAMIC INTERIOR LINING) 8 INCH BY 8 INCH BY 6 INCH	264.61	264.61
267	1.00	ONLY	2680-MECHANICAL JOINT,TEES(PROTECTO 401 CERAMIC INTERIOR LINING) 8 INCH BY 8 INCH BY 8 INCH	292.51	292.51
268	1.00	ONLY	2690-MECHANICAL JOINT,TEES(PROTECTO 401 CERAMIC INTERIOR LINING) 10 INCH BY 10 INCH BY 6 INCH	335.71	335.71
269	1.00	ONLY	2700-MECHANICAL JOINT,TEES(PROTECTO 401 CERAMIC INTERIOR LINING) 10 INCH BY 10 INCH BY 10 INCH	395.56	395.56
270	1.00	ONLY	2710-MECHANICAL JOINT,TEES(PROTECTO 401 CERAMIC INTERIOR LINING) 12 INCH BY 12 INCH BY 6 INCH	413.56	413.56
271	1.00	ONLY	2720-MECHANICAL JOINT,TEES(PROTECTO 401 CERAMIC INTERIOR LINING) 12 INCH BY 12 INCH BY 8 INCH	449.11	449.11
272	1.00	ONLY	2730-MECHANICAL JOINT,TEES(PROTECTO 401 CERAMIC INTERIOR LINING) 12 INCH BY 12 INCH BY 12 INCH	522.46	522.46
273	1.00	ONLY	2740-MECHANICAL JOINT,TEES(PROTECTO 401 CERAMIC INTERIOR LINING) 14 INCH BY 14 INCH BY 6 INCH	599.41	599.41
274	1.00	ONLY	2750-MECHANICAL JOINT,TEES(PROTECTO 401 CERAMIC INTERIOR LINING) 14 INCH BY 14 INCH BY 10 INCH	802.36	802.36

Ductile Iron Fittings

(Ductile Iron Fittings and Price Brothers' Pipe Adapter Kits)

Contract

ITEMS INCLUDED IN THIS CONTRACT:

- GROUP 1. Mechanical joint repair sleeves (lines 0010 thru 0300)
- GROUP 2. Mechanical joint 90 degree bends (lines 0310 thru 0420)
- GROUP 3. Mechanical joint x flange 90 degree bends (lines 0430 thru 0480)
- GROUP 4. Mechanical joint 45 degree bends (lines 0490 thru 0610)
- GROUP 5. Mechanical joint x flange 45 degree bends (lines 0620 thru 0650)
- GROUP 6. Mechanical joint 22-1/2 degree bends (lines 0660 thru 0750)
- GROUP 7. Mechanical joint 11-1/4 degree bends (lines 0760 thru 0800)
- GROUP 8. Mechanical joint tees (lines 0810 thru 0980)
- GROUP 9. Mechanical joint x flange tees (lines 0990 thru 1050)
- GROUP 10. Mechanical joint swivel tees (lines 1060 thru 1140)
- GROUP 11. Mechanical joint crosses (lines 1150 thru 1170)
- GROUP 12. Mechanical joint concentric reducers (lines 1180 thru 1280)
- GROUP 13. Mechanical joint x flange adapters (lines 1290 thru 1320)
- GROUP 14. Mechanical joint caps (lines 1330 thru 1400)
- GROUP 15. Mechanical joint plugs (lines 1410 thru 1480)
- GROUP 16. Mechanical joint offsets (lines 1490 thru 1520)
- GROUP 17. Price Brothers Adapter Kits (lines 1530 thru 1600)
- GROUP 18. Flanged joint, 11-1/4 degree bend (Protecto 401 ceramic interior lining)
- GROUP 19. Flanged joint, 22-1/2 degree bend (Protecto 401 ceramic interior lining)
(lines 1630 thru 1690)
- GROUP 20. Flanged joint, 45 degree bend (Protecto 401 ceramic interior lining)
(lines 1700 thru 1800)
- GROUP 21. Flanged joint, 90 degree bend (Protecto 401 ceramic interior lining)
(lines 1810 thru 1910)
- GROUP 22. Flanged joint, 90 degree bend, reducing (Protecto 401 ceramic interior
lining) (lines 1920 thru 1930)
- GROUP 23. Flanged joint, crosses (Protecto 401 ceramic interior lining)
(lines 1940 thru 2000)
- GROUP 24. Flanged joint, concentric reducers (Protecto 401 ceramic interior lining)
(lines 2010 thru 2130)
- GROUP 25. Flanged joint, tees (Protecto 401 ceramic interior lining)
(lines 2140 thru 2260)
- GROUP 26. Flanged joint, true wyes (Protecto 401 ceramic interior lining) (line 2270)
- GROUP 27. Mechanical joint, 11-1/4 degree bend (Protecto 401 ceramic interior
lining) (lines 2280 thru 2290)
- GROUP 28. Mechanical joint, 22-1/2 degree bend (Protecto 401 ceramic interior

- GROUP 29. lining) (lines 2300 thru 2350)
Mechanical joint, 45 degree bend (Protecto 401 ceramic interior lining)
(lines 2360 thru 2410)
- GROUP 30. Mechanical joint, 90 degree bend (Protecto 401 ceramic interior lining)
(lines 2420 thru 2470)
- GROUP 31. Mechanical joint, crosses (Protecto 401 ceramic interior lining)
(lines 2480 thru 2530)
- GROUP 32. Mechanical joint, concentric reducers (Protecto 401 ceramic interior
lining) (lines 2540 thru 2630)
- GROUP 33. Mechanical joint, tees (Protecto 401 ceramic interior lining)
(lines 2640 thru 2750)

***** Note: this contract may be awarded according the low bidder of each group mentioned above. *****

Contract Terms:

This is a one year contract for supply of Ductile Iron Fittings and Adapter Kits for Price Brothers pipe for the Department of Public Works, Waterworks, and all Jefferson Parish agencies and municipalities.

Warranty:

Products shall be warranted that they are manufactured in accordance with the applicable material specifications and are free from defects in workmanship and materials for one year after delivery. Any defective items sold under this contract shall be replaced at no cost to the purchaser.

General Specifications:

This specification is prepared for a one (1) year contract for a supply of Ductile Iron Fittings and Adapter Kits for Price Brothers pipe for the Parish of Jefferson, Department of Water, East and West bank.

The quantities shown on the proposal guide are approximate quantities to be acquired by Jefferson Parish over a one (1) year period. Actual usage will be on an "as needed" basis.

Domestic as well as globally sourced (foreign) ductile iron fittings shall be allowed. All globally sourced (foreign) fittings shall also be manufactured at an ISO (International Organization for Standardization) registered manufacturer, which manufacturer shall have current ISO 9001 certification for standardization for fitting products. These manufacturing facilities must be covered under periodic audits by third party accreditation bodies for evaluations. These evaluations shall include manufacturing processes, quality control, corrective and preventive actions, and document control. In addition, distribution centers must be audited by third party approval agencies for periodic confirmation tests and surveillance audits. These periodic confirmation tests and surveillance audits shall document continuation of product approvals by

auditing the entire quality systems including design, infrastructure, system implementation, distribution, training, quality control and assurance, and document control. All fittings must be manufactured in accordance with NSF 61.

The vendor (bidder) shall be responsible for verifying and furnishing, with submission of his bid, that all fittings meet the applicable AWWA, ANSI, and ASTM standards for potable water. The vendor (bidder) is also responsible for verifying that all fittings are manufactured at an ISO registered manufacturer with current ISO 9001 certification for fitting products and submit written proof of this registration and certification with his bid. Failure to comply with these submission requirements will result in the bid being considered non-responsive.

All shipments of ductile iron fittings to the public works warehouse must be accompanied by the proper written certifications. These certifications include ISO 9001, NSF 61, AWWA, ANSI, and ASTM. Warehouse personnel have been instructed to refuse shipments of ductile iron fittings which do not meet these requirements.

The manufacturer's name and the country of origin must be stamped on all fittings.

Bid delivery shall include all freight and delivery costs to Jefferson Parish warehouse locations on the east and West Banks of Jefferson Parish.

Samples will be required for comparative evaluation bidders must honor such requests, if required, and submit within ten (10) working days. The ten day period will begin the day after the apparent lowest bidder(s) has been informed that he or she is the apparent lowest bidder.

Technical Specifications:

I. Ductile Iron Fittings:

Fittings shall be available in 3" through 48" sizes and shall be cast from ductile iron in accordance with ANSI/AWWA C110/A21.10 and ANSI/AWWA C111/A21.11. Compact fittings shall be available in 3" through 24" and shall be cast from ductile iron in accordance with ANSI/AWWA C153/A21.53. All fittings shall have working pressure rating of 350 psi.

Ductile iron fittings shall have factory applied fusion bonded epoxy coating inside and out, in accordance with all applicable provisions of AWWA C-550 and ANSI/AWWA C116/A21.16-98 (protective fusion-bonded epoxy coatings for the interior and exterior surfaces of ductile iron fittings for water supply services).

II. Adapter Kits For Price Brothers Pipe (16" - 48"):

The purpose of these adapter kits is to connect Price Brothers pipe (Prestressed Concrete Cylinder Pipe, or PCCP) to valves, PVC C-900 or ductile iron pipe. Each kit shall include the following for each size:

- A) One each, price brother bell x mechanical joint spigot, minimum 18" long.
- B) One each, price brother spigot x mechanical joint spigot, minimum 18" long.
- C) Two each, PCCP O-ring gaskets.
- D) Two each, PCCP diaper (grout bands).

III. Ductile Iron Fittings (Protecto 401 Interior Lining):

Fittings shall be available in 3" through 48" sizes and shall be cast from ductile iron in accordance with ANSI/AWWA C110/A21.10 and ANSI/AWWA C111/A21.11. Compact fittings shall be available in 3" through 24" and shall be cast from ductile iron in accordance with ANSI/AWWA C153/A21.53. All fittings shall have working pressure rating of 350 psi.

Ductile iron fittings shall have a factory applied interior coating/lining of "Protecto 401" ceramic epoxy lining as per manufacturer's recommendations and requirements for sanitary sewer applications and factory asphaltic exterior coating.

CORPORATE RESOLUTION

EXCERPT FROM MINUTES OF MEETING OF THE BOARD OF DIRECTORS OF

INCORPORATED.

AT THE MEETING OF DIRECTORS OF _____
INCORPORATED, DULY NOTICED AND HELD ON _____,
A QUORUM BEING THERE PRESENT, ON MOTION DULY MADE AND SECONDED. IT
WAS:

RESOLVED. THAT _____, BE AND IS HEREBY
APPOINTED, CONSTITUTED AND DESIGNATED AS AGENT AND ATTORNEY-IN-
FACT OF THE CORPORATION WITH FULL POWER AND AUTHORITY TO ACT ON
BEHALF OF THIS CORPORATION IN ALL NEGOTIATIONS, BIDDING, CONCERNS
AND TRANSACTIONS WITH THE PARISH OF JEFFERSON OR ANY OF ITS AGENCIES,
DEPARTMENTS, EMPLOYEES OR AGENTS, INCLUDING BUT NOT LIMITED TO, THE
EXECUTION OF ALL BIDS, PAPERS, DOCUMENTS, AFFIDAVITS, BONDS, SURETIES,
CONTRACTS AND ACTS AND TO RECEIVE AND RECEIPT THEREFOR ALL
PURCHASE ORDERS AND NOTICES ISSUED PURSUANT TO THE PROVISIONS OF
ANY SUCH BID OR CONTRACT, THIS CORPORATION HEREBY RATIFYING,
APPROVING, CONFIRMING, AND ACCEPTING EACH AND EVERY SUCH ACT
PERFORMED BY SAID AGENT AND ATTORNEY-IN-FACT.

I HEREBY CERTIFY THE FOREGOING TO BE
A TRUE AND CORRECT COPY OF AN
EXCERPT OF THE MINUTES OF THE
ABOVE DATED MEETING OF THE BOARD
OF DIRECTORS OF SAID CORPORATION,
AND THE SAME HAS NOT BEEN
REVOKED OR RESCINDED.

SECRETARY-TREASURER

DATE

**SECRETARIAL CERTIFICATE
OF
AUTHORIZATION**

The undersigned Assistant Secretary of Ferguson Enterprises, Inc., a Virginia corporation (the "Corporation"), hereby certifies that: i) certain of the Corporation's facilities in the State of Louisiana are doing business as Ferguson Enterprises, Inc., d/b/a Louisiana Utilities Supply Company and ii) Cathy McCarthy is the Outside Salesperson of the Baton Rouge, Louisiana area and iii) that the resolutions adopted by the Corporation's Board of Directors effective July 31, 2014, duly authorize certain of the Corporation's officers, including the Assistant Secretary, to designate, and I hereby do so designate Cathy McCarthy as an authorized representative of the Corporation to act for and on behalf of the Corporation to prepare and submit bids and proposals, to enter into contracts, agreements or other documents, and to execute such documents and undertake all such acts as may be deemed in the best interest of the Corporation, including the execution of bonds and in doing so, to contractually bind the Corporation. Unless withdrawn sooner, this certification of authorization shall be effective until July 31, 2015.

Dated: August 4, 2014


FERGUSON ENTERPRISES, INC.



By: 
David N. Meeker, Assistant Secretary

Commonwealth of Virginia)
)
City of Newport News)

Sworn to subscribed and acknowledged before me this 18th day of August, 2014, by David N. Meeker, personally known to me, in his capacity as Assistant Secretary of Ferguson Enterprises, Inc., a Virginia corporation, on behalf of such corporation.


Notary – Melinda Marzicola Joakims

My commission expires: August 31, 2017



Non-Public Works Bid

AFFIDAVIT

STATE OF LA

PARISH/COUNTY OF Jefferson

BEFORE ME, the undersigned authority, personally came and appeared: Cathy A. McCarthy, (Affiant) who after being by me duly sworn, deposed and said that he/she is the fully authorized Salesperson of Perguson Enterprises DBA Louisiana Utilities Supply 901 S Labarre Rd, Suite 206 Metairie LA 70001, the party who submitted a bid in response to Bid Number 506012075, to the Parish of Jefferson.

Affiant further said:

Campaign Contribution Disclosures

(Choose A or B, if option A is indicated please include the required attachment):

Choice A _____ Attached hereto is a list of all campaign contributions, including the date and amount of each contribution, made to current or former elected officials of the Parish of Jefferson by Entity, Affiant, and/or officers, directors and owners, including employees, owning 25% or more of the Entity during the two-year period immediately preceding the date of this affidavit or the current term of the elected official, whichever is greater. Further, Entity, Affiant, and/or Entity Owners have not made any contributions to or in support of current or former members of the Jefferson Parish Council or the Jefferson Parish President through or in the name of another person or legal entity, either directly or indirectly.

Choice B ☒ there are NO campaign contributions made which would require disclosure under Choice A of this section.

Debt Disclosures

(Choose A or B, if option A is indicated please include the required attachment):

Choice A _____ Attached hereto is a list of all debts owed by the affiant to any elected or appointed official of the Parish of Jefferson, and any and all debts owed by any elected or appointed official of the Parish to the Affiant.

Choice B ✓ There are NO debts which would require disclosure under Choice A of this section.

Affiant further said:

That Affiant has employed no person, corporation, firm, association, or other organization, either directly or indirectly, to secure the public contract under which he received payment, other than persons regularly employed by the Affiant whose services in connection with the construction, alteration or demolition of the public building or project or in securing the public contract were in the regular course of their duties for Affiant; and

[The remainder of this page is intentionally left blank.]

That no part of the contract price received by Affiant was paid or will be paid to any person, corporation, firm, association, or other organization for soliciting the contract, other than the payment of their normal compensation to persons regularly employed by the Affiant whose services in connection with the construction, alteration or demolition of the public building or project were in the regular course of their duties for Affiant.

Cathy A. McCarthy
Signature of Affiant


Cathy A. McCarthy
Printed Name of Affiant

SWORN AND SUBSCRIBED TO BEFORE ME
ON THE 29th DAY OF JANUARY, 2015

Shawn M. Larre
Notary Public

Shawn M. Larre
Printed Name of Notary

129314
Notary/Bar Roll Number



My commission expires At Death.

Non-Public Works Bid Affidavit Instructions

- Affidavit is supplied as a courtesy to Affiants, but it is the responsibility of the affiant to insure the affidavit they submit to Jefferson Parish complies, in both form and content, with federal, state and parish laws.
- Affidavit must be signed by an authorized representative of the entity or the affidavit will not be accepted.
- Affidavit must be notarized or the affidavit will not be accepted.
- Notary must sign name, print name, and include bar/notary number, or the affidavit will not be accepted.
- Affiant **MUST** select either A or B when required or the affidavit will not be accepted.
- Affiants who select choice A must include an attachment or the affidavit will not be accepted.
- If both choice A and B are selected, the affidavit will not be accepted.
- Affidavit marked N/A will not be accepted.
- It is the responsibility of the Affiant to submit a new affidavit if any additional campaign contributions are made after the affidavit is executed but prior to the time the council acts on the matter.

Instruction sheet may be omitted when submitting the affidavit

INSURANCE REQUIREMENTS - BIDS

All insurance requirements shall conform to Jefferson Parish Resolution No. 113646 or No. 113647. The contractor shall not commence work under this contract until he has obtained all insurance and complied with the requirements of the specifications and said Parish Resolutions. Except as otherwise provided by law, the Parish Attorney's Office with the concurrence of the Director of Risk Management is authorized to omit in whole or part the insurance requirements of this section in connection with contracts. Vendors inquiring about this shall submit his written request to the Purchasing Department prior to the due date of the bid. Contractor must deliver and maintain such insurances as provided; failure to do so shall be grounds for suspension, discontinuation or termination of the contract.

Successful bidder will be required to procure standard insurance policies evidencing Parish mandated insurance requirements indicated below. The current certificate of insurance must be submitted by low bidder within 10 days after bid opening to the Purchasing Department. Failure to comply will cause bid to be rejected.

1. WORKER'S COMPENSATION INSURANCE

As required by Louisiana State Statute, exception; Employer's Liability, Section B shall be \$1,000,000 per occurrence when Work is to be over water and involves maritime exposures to cover all employees not covered under the State Worker's Compensation Act, otherwise this limit shall be no less than \$500,000 per occurrence.

2. COMMERCIAL GENERAL LIABILITY

Shall provide limits not less than the following: \$1,000,000.00 Combined Single Limit per Occurrence for bodily injury and property damage.

3. COMPREHENSIVE AUTOMOBILE LIABILITY

Bodily injury liability \$1,000,000.00 each person; \$1,000,000.00 each occurrence.
Property Damage Liability \$1,000,000.00 each occurrence.

DEDUCTIBLES

No insurance required shall include a deductible not greater than \$10,000.00. The cost of the deductible shall be borne by the contractor.

NOTE: If the vendor requires a change in deductibles, the request must be submitted in writing to the Purchasing Department prior to the due date of the bid. Such request shall be reviewed by the Parish Attorney's Office.

UMBRELLA LIABILITY COVERAGE

An umbrella policy or excess may be used to meet minimum requirements.

CONSTRUCTION AND RENOVATION PROJECTS:

Unless otherwise specified in the bid, these additional insurance is required. Such insurance is due upon contract execution.

OWNER'S PROTECTIVE LIABILITY

To be for the same limits of liability for bodily injury and property damage liability established for commercial general liability.

BUILDER'S RISK INSURANCE

The contractor shall maintain Builder's Risk Insurance at his own expense to insure both the owner (Parish of Jefferson) and contractor as their interest may appear.

NOTE for CERTIFICATE HOLDER:

All insurance certificates shall list the certificate holder as follows:

"The Parish of Jefferson, its Districts, Departments and Agencies under the direction of the Parish President and the Parish Council." Additionally, the address on the Certificates should reflect the department which is letting the bid and reference the respective bid number.

Revised 2.10.2014



THE INTERNATIONAL CERTIFICATION NETWORK

CERTIFICATE

IQNet and
CQC
hereby certify that the organization

Tyler (XianXian) Foundry Co.,Ltd

GuoZhuang Town,Xian Country,CangZhou City,Hebei Province,China

For the following field of activities

Molding and Machining for Ductile Iron Fittings, Valves and Fire Hydrants

Has implemented and maintains a

Management System

Which fulfils the requirements of the following standard

ISO9001:2008

Issued on: Dec. 24, 2012

Validity date: Dec. 23, 2015

Registration Number: **00112Q213699R2M/1100**



Michael Drechsel
President of IQNet

Wang Kejiao
President of CQC



IQNet Partners:*

AENOR Spain AFNOR Certification France AIB-Vinçotte International Belgium ANCE Mexico APCER Portugal CCC Cyprus
CISQ Italy CQC China CQM China CQS Czech Republic Cro Cert Croatia DQS Holding GmbH Germany DS Denmark
ELOT Greece FCAV Brazil FONDONORMA Venezuela ICONTEC Colombia IMNC Mexico INNORPI Tunisia
Inspecta Certification Finland IRAM Argentina JQA Japan KFQ Korea MSZT Hungary Nemko AS Norway NSAI Ireland
PCBC Poland Quality Austria Austria RR Russia SH Israel SIQ Slovenia SIRIM QAS International Malaysia SQS Switzerland
SRAC Romania TEST St Petersburg Russia TSE Turkey YUQS Serbia

IQNet is represented in the USA by: AFNOR Certification, CISQ, DQS Holding GmbH and NSAI Inc.

* The list of IQNet partners is valid at the time of issue of this certificate. Updated information is available under www.iqnet-certification.com



QUALITY MANAGEMENT SYSTEM CERTIFICATE

Certificate No.: 00112Q213699R2M/1100

We hereby certify that
Tyler (XianXian) Foundry Co.,Ltd

GuoZhuang Town,Xian Country,CangZhou City,Hebei Province,China

by reason of its
Quality Management System
has been awarded this certificate for compliance with the standard
ISO9001: 2008
GB/T 19001-2008
The Quality Management System Applies in the following area:
Molding and Machining for Ductile Iron Fittings, Valves and Fire Hydrants

Certified since: Feb. 25, 2007

Valid from: Dec. 24, 2012

Valid until: Dec. 23, 2015

After a surveillance cycle, the certificate is valid only when used together with an Acceptance Notice of Surveillance Audit issued by CQC.
Please access www.cqc.com.cn for checking validity of the certificate.



Signed by: Wang Kejiao



CHINA QUALITY CERTIFICATION CENTRE

Section 9, No.188, Nansibuan(the South Fourth Ring Road) Xilu(West Road), Beijing 100070,China

<http://www.cqc.com.cn>

Q 0120052

2009年版



质量管理体系认证证书

证书编号: 00112Q213699R2M/1100

兹证明

泰乐(献县)铸造有限公司

中国河北省沧州市献县郭庄镇北

建立的质量管理体系符合标准:

ISO9001:2008

GB/T 19001-2008

通过认证范围如下:

球墨铸铁管件、阀门、消防管件的铸造及加工

首次发证日期: 2007年2月25日 本次发证日期: 2012年12月24日 有效期至: 2015年12月23日

在一个监督周期后, 本证书必须与CQC签发的监督审核合格通知书合并使用方可有效。查询证书有效状态请登录 www.cqc.com.cn



王克娇

Signed by: Wang Kejiao




中国质量认证中心

中国·北京·南四环西路188号9区 100070
<http://www.cqc.com.cn>

Q 0120052

2009年版



DET NORSKE VERITAS

MANAGEMENT SYSTEM CERTIFICATE

Certificate No. 04396-2006-AQ-IND-RvA Rev. 03

This is to certify that

CALCUTTA EXPORT COMPANY (UNIT:CIF)

at

H.O.: 18, R.N. Mukherjee Road, 4th Floor, Kolkata - 700 001, INDIA
Works: 109, Rabindra Sarani, Bhattanagar, Liluah, Howrah - 711 204, INDIA
Warehouse : 28, A-K, Jheel Road, Bamangachi, Howrah - 711 204, INDIA

has been found to conform to the Quality Management System Standard:

ISO 9001:2008

This certificate is valid for the following scope:

**MANUFACTURE AND EXPORT OF GREY IRON & DUCTILE IRON
CASTINGS INCLUDING MANHOLE COVERS, GRATES, FRAMES, VALVE
BOXES, METER BOXES, LIDS, BRAKE BLOCKS, PHOSPHORIC IRON
BRAKE BLOCKS AND CAST IRON SOCKETS.**

Initial Certification date:
02 July 2003

This Certificate is valid until:
30 June 2015

*The audit has been performed under the
supervision of:*

Mrinmay Ghorai
Lead Auditor

Place and date of issue:
Chennai, 29 June 2012

for the Accredited Unit:
DET NORSKE VERITAS CERTIFICATION B.V.
THE NETHERLANDS




Bhupalam Ajit
Management Representative

Lack of fulfilment of conditions as set out in the Certification Agreement & the annexure to this certificate may render this Certificate invalid.

PDF compression, OCR, web optimization using a watermarked evaluation copy of CVISION PDFCompressor

DET NORSKE VERITAS CERTIFICATION B.V., Zwaluwenweg 1, 2004 PB Dordrecht, The Netherlands, TEL: +31 10 2022 089 - www.dnv.com / www.dnv.in
ISSUED BY: DET NORSKE VERITAS AS, EMERALD CHAMBERS, 10, C.S. 1 ROAD, SAN JACRUZ (E), MUMBAI - 400 098, INDIA - www.dnv.com - www.dnvindia.com



DET NORSKE VERITAS

MANAGEMENT SYSTEM CERTIFICATE

Certificate No. 04363-2006-AQ-IND-RvA Rev. 03

This is to certify that

CALCUTTA FERROUS LIMITED

at

H.O.: 18, R.N. Mukherjee Road, 4th Floor, Kolkata - 700 001, West Bengal, INDIA
Works: 41/1, "A" Road, Bamangachi, Howrah - 711 204, West Bengal, INDIA

has been found to conform to the Quality Management System Standard:

ISO 9001:2008

This certificate is valid for the following scope:

**MANUFACTURE AND EXPORT OF GREY IRON CASTINGS INCLUDING
MANHOLE COVERS, GRATES, FRAMES, VALVE BOXES, METER BOXES,
LIDS, BRAKE BLOCKS, PHOSPHORIC IRON BRAKE BLOCKS AND CAST
IRON SOCKETS.**

Initial Certification date:

02 July 2003

This Certificate is valid until:

01 July 2015

Place and date of issue:

Chennai, 02 July 2012

for the Accredited Unit:

DET NORSKE VERITAS CERTIFICATION B.V.,
THE NETHERLANDS

*The audit has been performed under the
supervision of*


Mrinmay Ghorai
Lead Auditor



Bhupalam Ajit
Management Representative

Lack of fulfilment of conditions as set out in the Certification Agreement & the annexure to this certificate may render this Certificate invalid.

DET NORSKE VERITAS CERTIFICATION B.V. Zwolseweg 1, 2994 EB Barendrecht, The Netherlands, TEL: +31 10 2922 688 - www.dnv.com - www.dnv.nl



DET NORSKE VERITAS MANAGEMENT SYSTEM CERTIFICATE

Master Certificate No. 45055-2008-AQ-IND-RvA Rev. 02

This is to certify that

CALCUTTA SPRINGS LTD.

at

Village Alampur, New Kolorah, Howrah - 711 302, INDIA
and site as mentioned in Appendix 1 accompanying this certificate

has been found to conform to the Quality Management System Standard.

ISO 9001:2008

This certificate is valid for the following scope:

**MANUFACTURE OF SPHEROIDAL GRAPHITE CAST IRON (DUCTILE IRON)
INSERTS / SHOULDERS, METAL LINERS, NUTS & BOLTS, ELASTIC RAIL
CLIPS AND PANDROL FOR RAILWAY TRACK AND S.G. IRON / DUCTILE IRON
CASTINGS, INDUSTRIAL / SANITARY CASTINGS, PIPE FITTINGS, MANHOLE
COVERS, MALLEABLE AND GREY IRON CASTINGS**

Initial Certification date.

03 January 2009

This Certificate is valid until:

04 January 2015

*The audit has been performed under the
supervision of:*

Debashish Datta
Lead Auditor



Place and date of issue.

Chennai, 25 January 2012

for the Accredited Unit
DET NORSKE VERITAS CERTIFICATION B.V.
THE NETHERLANDS

Bhupalam Ajit
Management Representative

Lack of fulfillment of conditions as set out in the Certification Agreement & the annexure to this certificate may render this Certificate invalid

DET NORSKE VERITAS CERTIFICATION B.V., Zwolsweg 1, 2004 TB Barendrecht, The Netherlands, T +31 (0)2022 698 - www.dnv.com / www.dnv.nl



global assurance

This is to certify that the Quality Management System of

Cangzhou Yongxin Casting Co., Ltd.

botou Industrial Park, Hebei Province, People's Republic of China

applicable to

**Manufacture, sale and service of nodular iron castings and
nodular iron casting pipe fittings and accessories**

has been assessed and registered by NQA against the provisions of
ISO 9001:2008

This registration is subject to the company maintaining a quality management
system, to the above standard, which will be monitored by NQA.
Please consult the website: www.snqa.com.cn

Certificate Number

142174

Date

01 February 2009

Reissue Date

01 March 2011

Valid Until

01 March 2013

EAC Code

17

C. J. G. J. G.

Head of NQA



015



THE INTERNATIONAL CERTIFICATION NETWORK

CERTIFICATE

IQNet and CQM

hereby certify that the organization

Pulandian City Huajie Cast Iron Pipes Factory

Domicile: Nanqu Village, Daluajia Town, Pulandian City, Liaoning, P.R. China
Certification Add.: Nanqu Village, Daluajia Town, Pulandian District, Dalian City, Liaoning, P.R. China

Postcode: 116228

is in conformity with

ISO 9001:2008 Standard

This certificate is valid to the following product(s)/service:


Manufacture of ductile iron fittings

(For the deletion situation of certification standard requirement to the management manual of organization)

Issued on: 2012-05-13

Validity date: 2015-05-12

Registration Number: CN-00212Q12425R1M



Michael Drechsel
President of IQNet

Zhang Wei
President of CQM



IQNet Partners*

AFNOR Spain AFNOR Certification France AIB-Verspreke International Belgium ANS Belgium APICER Portugal CCC (China)
CISQ Italy CQC China CQM China CQS Czech Republic CQS Holding GmbH Germany DQS Denmark
EAST Group FR/AV Brazil FONDUNHAMA Venezuela IQNET Italia Italia DINA Mexico INMURUP Tunisia
Inspector Certification Finland IRAM Argentina KJA Japan KPI Korea MCSI Hungary NENAS AN Norway NSAI Ireland
PCB Poland Quality Austria Austria RQ Rarima ISI United States SRI Slovenia SRM QMS International Malaysia SRS Switzerland
SRAC Romania TEST St Petersburg Russia TSE Turkey YIQS Serbia

UKHIS is represented in the USA by: AFNOR Certification, CISQ, DQS Holding GmbH and NQA Inc.

* The list of IQNet partners is valid at the time of issue of this certificate. Updated information is available under www.iqnet-certification.com



South Asia

CERTIFICATE

The Certification Body
of TÜV SÜD South Asia Private Limited

certifies that

HIMGIRI CASTINGS PVT. LTD.
PLOT NO. 213, CHANDRAPURA VILLAGE,
B/H GENERAL MOTORS, TALUKA - HALOL
DIST. PANCHMAHAL - 389 350, GUJARAT, INDIA

has established
and applies a Quality Management System for

**Manufacture and Supply of Ductile
& Grey Iron Castings**

An audit was performed, Report No. 20056504
Proof has been furnished that the requirements according to
ISO 9001 : 2008

are fulfilled. The certificate is **Valid until 2013-06-22**
Subject to successful completion of the **Annual Audit before 2011-04-28**

The present status of this Certificate can be obtained on www.tuv-sud.in


Further clarifications regarding the scope of this certificate and the applicability of
ISO 9001:2008 requirements may be obtained by consulting the certification body

Certificate Registration No. 99 100 11786


Mumbai


Original Issued Date: 2010-06-23

Effective Date: 2010-06-23



Certification Body
of TÜV SÜD South Asia Private Limited
Member of TÜV SÜD Group





CFL CERTIFICATION CENTER
CERTIFICATION OF QUALITY MANAGEMENT SYSTEM

Registration No: 06512Q20890R0S

Sanhe Shengyuan Machinery Manufacturing Co., Ltd.

Registered Address: Shengtun Village North, Yanjiao, Sanhe City, Langfang City,
Hebei Province, 065201, P.R.C.

Office Address: (Chaobai Street 858) Shengtun Village North, Yanjiao, Sanhe City,
Langfang City, Hebei Province, 065201, P.R.C.

Complies with the requirements of

GB/T19001-2008 idt ISO 9001: 2008

The scope of certification covers:


Manufacturing and Processing of Cast Iron Parts

The 1st surveillance	The 2nd surveillance	The 3rd surveillance
----------------------	----------------------	----------------------

The certificate owner should accept the supervise auditing not less than three times in the period of validity

Date of Registration: 2012-05-28

Date of Expiry: 2015-05-27



MANAGEMENT SYSTEM
CNAS C065-Q

Add: A301, Dehui Edifice, No. A39, Xingfu Avenue, Chongwen District, Beijing, 100061, P.R.C.

Inquiring Website: www.bjzwl.org Inquiring Telephone: 010-67161955



THE INTERNATIONAL CERTIFICATION NETWORK

CERTIFICATE

IQNet and
CQC
hereby certify that the organization

Shaanxi Fangzhi Trade Co., Ltd

A1B1 of 26th Floor, the Green Mansion No.1, Xingqing Road Middle, Xi'an, Shaanxi, China

For the following field of activities

**Design & Export Trade of Cast Iron and Ductile Iron Castings, Including
Water Works Products of Pipe Fittings, Pipe Restrains, Valve Parts,
Hydrant Parts and OEM Casting Parts in CI, DI and Steel**

Has implemented and maintains a
Management System
Which fulfils the requirements of the following standard
ISO9001:2008

Issued on: Oct. 17, 2012

Validity date: Oct. 16, 2015

Registration Number: **00112Q210662R3S/6100**



Michael Drechsel
President of IQNet

Wang Kejiao
President of CQC



IQNet Partners*:

AENOR Spain AFNOR Certification France AIB-Vinçotte International Belgium ANCE Mexico APCER Portugal CCC Cyprus
CISQ Italy CQC China CQM China CQS Czech Republic Cro Cert Croatia DQS Holding GmbH Germany DS Denmark
ELOT Greece FCAV Brazil FONDONORMA Venezuela ICONTEC Colombia IMNC Mexico INNORPI Tunisia
Inspecta Certification Finland IRAM Argentina JQA Japan KFQ Korea MSZT Hungary Nemko AS Norway NSAI Ireland
PCBC Poland Quality Austria Austria RR Russia SII Israel SIQ Slovenia SIRIM QAS International Malaysia SQS Switzerland
SRAC Romania TEST St Petersburg Russia TSE Turkey YUQS Serbia

IQNet is represented in the USA by: AFNOR Certification, CISQ, DQS Holding GmbH and NSAI Inc.

* The list of IQNet partners is valid at the time of issue of this certificate. Updated information is available under www.iqnet-certification.com



QUALITY MANAGEMENT SYSTEM CERTIFICATE

Certificate No.: 00112Q210662R3S/6100

We hereby certify that
Shaanxi Fangzhi Trade Co., Ltd

A1B1 of 26th Floor, the Green Mansion No.1, Xingqing Road Middle, Xi'an,,Shaanxi,
China

by reason of its
Quality Management System
has been awarded this certificate for compliance with the standard
ISO9001: 2008

GB/T 19001-2008

The Quality Management System Applies in the following area:

Design & Export Trade of Cast Iron and Ductile Iron Castings, Including Water Works Products of
Pipe Fittings, Pipe Restrains, Valve Parts, Hydrant Parts and OEM Casting Parts in CI, DI and Steel

Certified since: Oct. 16, 2003

Valid from: Oct. 17, 2012

Valid until: Oct. 16, 2015

After a surveillance cycle, the certificate is valid only when used together with an Acceptance Notice of Surveillance Audit issued by CQC.
Please access www.cqc.com.cn for checking validity of the certificate.



Signed by: Wang Kejiao



CHINA QUALITY CERTIFICATION CENTRE

Section 9, No.188, Nansihuan(the South Fourth Ring Road) Xilu(West Road), Beijing 100070.China
<http://www.cqc.com.cn>

Q 0118617

2009年版



CERTIFICATE

IONet and CQM
hereby certify that the organization:

Wuhu Rongchuan Electrical Technology Foundry

Location: Wuhu Rongchuan Foundry, Lianxi, Tianshui, Gansu, China (City: Wuhu, P.R. China)
Certification No.: CN-001/1962/0001/00

Postcode: 741000

is in conformity with

ISO 14001:2004 Standard

This certificate is valid to the following product/service:
Production of spherical graphite iron casting and gray iron
castings and relevant management activities

Issued on: 01/03/2007

Validity date: 01/03/2009

Registration Number: CN-001/1962/0001/00



Michael Grey-Karl

Michael Grey-Karl
President of IONet

Shaojie Wu

Shaojie Wu
President of CQM



PDF compression, OCR, text optimization using a watermark evaluation copy of CIVISION PDFCompressor



CERTIFICATE OF APPROVAL

This is to certify that the Quality Management System of:

Ningbo Zhongbin Fastener Manufacture Co., Ltd.
Luo Pei Road, Samsung Industry Development Zone,
Jiulonghu, Ningbo, Zhejiang,
People's Republic of China

has been approved by Lloyd's Register Quality Assurance
to the following Quality Management System Standards:

ISO 9001:2008
GB/T 19001-2008

The Quality Management System is applicable to:

Manufacture of Fastener and track bolt& screw.

Approval
Certificate No: QAC0061115

Original Approval: 5 June 2007

Current Certificate: 21 May 2010

Certificate Expiry: 4 June 2013

Issued by: Lloyd's Register Quality Assurance (Shanghai) Co., Ltd.
for and on behalf of Lloyd's Register Quality Assurance Limited



001

This document is subject to the provision on the reverse

71 Fenchurch Street, London EC3M 4BS United Kingdom. Registration number 1879370

This approval is carried out in accordance with the LRQA assessment and certification procedures and monitored by LRQA

The use of the UKAS Accreditation Mark indicates Accreditation in respect of those activities covered by the Accreditation Certificate Number 001



Certificate of Registration

QUALITY MANAGEMENT SYSTEM - ISO 9001:2008

This is to certify that:

R.B. Agarwalla & Company
Head Office:
2/6, Sarat Bose Road
Kolkata 700 020
West Bengal
India

Holds Certificate No: FM 78831

and operates a Quality Management System which complies with the requirements of ISO 9001:2008 for the following scope

The manufacture and export of grey iron castings; and export of ductile iron castings for utility & municipal applications.

For and on behalf of BSI:

Managing Director, BSI India, Venkataram Arbolu

Originally registered: 14/10/2003

Latest Issue: 29/09/2009

Expiry Date: 13/10/2012



Page: 1 of 2

This certificate was issued electronically and remains the property of BSI and is bound by the conditions of contract.
An electronic certificate can be authenticated online.
Printed copies can be validated at www.bsi-global.com/ClientDirectory or telephone +81 11 2692 9000.
Further clarifications regarding the scope of this certificate and the applicability of ISO 9001:2008 requirements may be obtained by consulting the organization. This certificate is valid only if provided original copies are in complete set.
BSI, The MIRA Corporate Suites (A-2), Plot 1 and 2, Ishwar Nagar, Mathura Road, New Delhi 110 065.



Certificate No: FM 78831

Location	Registered Activities
R.B.Agarwalla & Company Head Office: 2/6, Sarat Bose Road Kolkata 700 020 West Bengal India	Management, MR functions, sales, purchase, training and drawing office activities.
R B Agarwalla & Company Warehouse: Village Ankurhati, P O. Salap P.S. Domjur 711 302 Dist. Howrah West Bengal India	Receipt of grey cast iron & ductile iron castings, inspection & finishing of castings, storage, packing and despatch of castings.
Shree Uma Foundries Pvt Ltd 26, Jheel Road, Bamungachi Salkia Howrah 711 106 West Bengal India	Manufacture of grey cast iron castings, stores, quality assurance and purchase.

Originally registered: 14/10/2003

Latest Issue: 29/09/2009

Expiry Date: 13/10/2012

Page: 2 of 2

This certificate was issued electronically and remains the property of BSI and is bound by the conditions of contract.

An electronic certificate can be authenticated [online](http://www.bsi-global.com/ClientDirectory).

Printed copies can be validated at www.bsi-global.com/ClientDirectory or telephone +91 11 2692 9000.

Further clarifications regarding the scope of this certificate and the applicability of ISO 9001:2008 requirements may be obtained by consulting the organization. This certificate is valid only if provided original copies are in complete set.

BSI, The MIRA Corporate Suites (A-2), Plot 1 and 2, Ishwar Nagar, Mathura Road, New Delhi 110 065.

PDF compression, OCR, web optimization using a watermarked evaluation copy of CVISION PDFCompressor



Certificate of Registration

(Quality Management System)

KVOA CERTIFICATION SERVICES PVT. LTD.

This is to certify that the Quality Management System of

M/S. RBA FERRO INDUSTRIES PRIVATE LIMITED

Head Office: 2/6, Sarat Bose Road, Suite No. 008, Central Plaza,

Kolkata-700 026, West Bengal, India

Works: NH-6, VII & T O, Panchala, P.O.-Dumjari,

Hawrah-711 302, West Bengal, India.

Has been found to be of the Quality Management System Standard

NS-EN ISO 9001:2008/ISO 9001:2008

This certificate is valid for the following product or service range

**Manufacturing, Machining & Supply Of Grey Iron And SG
Iron, Automotive, Engineering And Municipal Utility Castings.**

1st Examination Date: 04/05/2011 Issue No

2nd Examination Date: 04/05/2014 Issue No


Certificate No: KVOA/009

Date of Issue: 04/05/2011

Valid Until: 03/04/2017

Issued By: 

Authorized Representative: KVOA





Certificate of Registration
(Environment Management System)

KVOA CERTIFICATION SERVICES PVT. LTD.

This is to certify that the Environment Management System of
M/S. RBA FERRO INDUSTRIES PRIVATE LIMITED
Head Office: 24, Sarat Bose Road, Suite No. 808, Central Plaza,
Kolkata-700 028, West Bengal, India.
Works: VII-A, VIII & P.O. - Panchita, P.S. - Dumdum,
Howrah-711 302, West Bengal, India.

Has been found to the Environment Management System Standard

NS-EN ISO 14001:2004/ISO 14001:2004

This certificate is valid for the following product or service range
**Manufacturing, Machining & Supply Of Grey Iron And St.
Iron, Automotive, Engineering And Municipal Utility Castings.**

1st Surveillance Due On: 24/03/2015 Due On:
2nd Surveillance Due On: 24/03/2016 Due On:

Certificate No: KVOA/14001/2004/001
Date Of Issue: 04.08.2014
Valid Until: 04.08.2015

Issued To:
Authorized Signature: KVOA



The certificate holder is committed to the best understanding of
its obligations and to the continuous improvement of
its performance in the Environment Management System.
Signed: **Head Office: 24, Sarat Bose Road, Suite No. 808, Central Plaza, Kolkata-700 028, West Bengal, India.**



ZHONGLANHUAYUAN CERTIFICATION CENTER (ZDHY)
(8221 Fuchangmenwai Street, Wapanshi District, Beijing, 100833 P.R.China)
**QUALITY MANAGEMENT SYSTEM
CERTIFICATE**

No. 02010Q20163K-001

XIAYI WEIHAI CASTING CO., LTD

System was assessed

Address(zip): Development Zone, West of Huiling Town, Xiayi City, Henan Province,
P.R.China(476431)

Production or Service: The production and service of gray iron and nodular iron casting
production such as water pipeline and air pipeline parts, valve parts, fire fighting box and
others


Assessment standard

GB/T 19001-2008/ISO 9001:2008

Issue date: Jan.26, 2010

Valid period


Jan.26,2010-Jan.25, 2013


DU TONGHE, Director of ZDHY



MANAGEMENT SYSTEM
CNAS 0020-Q





THE INTERNATIONAL CERTIFICATION NETWORK

CERTIFICATE

IQNet and
its partner
hereby certify that the organization

Xianyang Jingcheng Foundry Co., Ltd.

Luyin Industrial Zone, Qindu Town, Xianyang, Shaanxi, China

For the following field of activities

Production and Service of Cast Iron and Ductile Iron Precision Castings, including Water Works Products of Pipe
Fitting, Pipe Restraints

Has implemented and maintains a
Management System
Which fulfils the requirements of the following standard
ISO9001:2008

Issued on: Sep. 28, 2012

Validity date: Sep. 27, 2015

Registration Number : 00112Q210087R4M/8100



Michael Drechsel
President of IQNet


Wang Kejiao
President of CQC




IQNet Partners:

AENOR Spain AFNOR Certification France ALB-Vinçotte International Belgium ANCE Mexico APCER Portugal CQC Cyprus
CISQ Italy CQC China CQM China CQS Czech Republic Cro Cert Croatia DQS Holding GmbH Germany DS Denmark
ELOT Greece FCAV Brazil FONDONORMA Venezuela ICONTEC Colombia IMNC Mexico INNORPI Tunisia
Inspecta Certification Finland IRAM Argentina JQA Japan KPQ Korea MSZT Hungary Kerako AS Norway NSAI Ireland
PCBC Poland Quality Austria Austria RR Russia SII Israel SIQ Slovenia SIRIM QAS International Malaysia SQS Switzerland
SRAC Romania TEST St Petersburg Russia TSE Turkey YUQS Serbia
IQNet is represented in the USA by: AFNOR Certification, CISQ, DQS Holding GmbH and NSAI Inc.

* The list of IQNet partners is valid at the time of issue of this certificate. Updated information is available under www.iqnet-certification.com



CERTIFICATE



This is to certify that

Sigma India Liaison Office

20 A&B, GKD Nagar
Papanaickenpalayam
Coimbatore – 641 037
Tamil Nadu
INDIA

has implemented and maintains a **Quality Management System**.

Scope:

Provision of Engineering Services such as Computer Aided Design (CAD),
Engineering Drawings and Solid Modelling as per the requirement of Sigma Corporation.
Provision of Supply Chain Management Services such as Vendor Audit, Development and
Product Inspection & approval activities.

Through an audit, documented in a report, it was verified that the management system
fulfills the requirements of the following standard:

ISO 9001 : 2008

Certificate Registration No.	20002753 QM08
Original Certification Date	2006-06-07
Revision Date	2012-01-14
Date of Certification	2012-06-07
Valid until	2015-06-06



UL DQS Inc.

Ganesh Rao
President



Accredited Body: UL DQS Inc., 1130 West Lake Cook Road, Suite 340, Buffalo Grove, IL 60089 USA



THE INTERNATIONAL CERTIFICATION NETWORK

CERTIFICATE

IQNet and CQM

hereby certify that the organization

**Yingkou Economic Technological Development
Zone Xinpeng Fittings Co.,Ltd.**

Certification Add.: Haidongmaquanzi, Bayuquan District, Yingkou City, Liaoning, P.R.China

Postcode.:115007

is in conformity with

ISO 9001:2008 Standard

This certificate is valid to the following product(s)/service:

Manufacturing of ductile iron pipe fittings

Issued on: 2012-02-24

Validity date: 2015-02-23

Registration Number: CN-00212Q10977R0M-2



Michael Drechsel
President of IQNet

Zhang Wei
President of CQM




IQNet Partners*

*AENOR Spain AFNOR Certification France AIB-Vinçotte International Belgium ANCE Mexico APCER Portugal CCC Cyprus
CISQ Italy CQC China CQM China CQS Czech Republic Cro Cert Croatia DQS Holding GmbH Germany DS Denmark
ELOT Greece FCAV Brazil FONDONORMA Venezuela ICONTEC Colombia IMNC Mexico INNORPI Tunisia
Inspecta Certification Finland IRAM Argentina JQA Japan KPO Korea MSZT Hungary Nemko AS Norway NSAI Ireland
PCBC Poland Quality Austria Austria RR Russia SII Israel SIQ Slovenia SIRIM QAS International Malaysia SOS Switzerland
SRAC Romania TEST St Petersburg Russia TSE Turkey YUQS Serbia*

IQNet is represented in the USA by: AFNOR Certification, CISQ, DQS Holding GmbH and NSAI Inc

** The list of IQNet partners is valid at the time of issue of this certificate. Updated information is available under www.iqnet-certification.com*



global assurance

This is to certify that the Quality Management System of

Hebei Youlian Rubber Product Co., Ltd.

No.198 Fuqiang South Street, Zaoqiang County, Hebei Province, People's Republic of China

applicable to

Production, sale and service of joint sealing rings for water supply & sewage pipeline and fire pipeline (adopted ANSI/AWWA.C111/A21.11 standard)

has been assessed and registered by NQA against the provisions of
ISO 9001:2008

This registration is subject to the company maintaining a quality management system, to the above standard, which will be monitored by NQA.

Please consult the website: www.snqa.com.cn

Head of NQA



015


Certificate Number **15277**

Date: **26 March 2003**

Reissue Date: **31 July 2011**

Valid Until: **31 July 2014**

EAC Code: **14**



Guangdong Zhongjian Certification Co., Ltd.

CERTIFICATE OF CONFORMITY OF QUALITY MANAGEMENT SYSTEM CERTIFICATION

No: 00709Q11884R0S

This is to certify that the quality system of

XIAN COUNTY BINHE FOUNDARY CO., LTD.

GULI VILLAGE, GUOZHUANG TOWN, XIAN COUNTY, HEBEI PROVINCE

P.C. : 062254

is in conformity with

GB/T19001-2008 idt ISO9001:2008 Standard

This system is valid for the

PRODUCTION AND SERVICE OF DUCTILE IRON AND GRAY IRON CASTINGS

(FURTHER TO THE CERTIFICATION SCOPE AND EXCLUSION OF QUALITY MANAGEMENT SYSTEM GB/T19001-2008/ISO9001:2008 STANDARD, PLEASE ENQUIRY TO THE ORGANIZATION)

Date of issue: 2009-11-26

Term of validity of this certificate: from 2009-11-26 to 2012-11-25 inclusive

Approval of the
first surveillance
audit
Zhongjian Certification Co., Ltd.

Approval of the
second surveillance
audit
Zhongjian Certification Co., Ltd.

Approval of the
third surveillance
audit
Zhongjian Certification Co., Ltd.

Representative of The Company



MANAGEMENT SYSTEM
CNAS C007-Q



For further to the certificate applicability, please enquire to the organization, contact 020-87369002 or visit www.gzcc.org.cn for enquiry.
Address: Huajiang building, middle of Guangzhou avenue, Guangzhou city, Guangdong province (510600) Guangdong Zhongjian Certification Co., Ltd.



MGMT. SYS.
RvA C073

The Dutch Accreditation Council



Member of the FM Global Group

Certificate of Registration

FM APPROVALS, 1151 Boston Providence Turnpike, Norwood, MA 02062 issues this certificate to the Firm name below

***Star Pipe Products
4018 Westhollow Parkway
Houston, TX 77082***

after assessing the Firm's Quality System and finding it in compliance with

ISO 9001:2008

for the following Scope of Registration


**Design, Development and Production of Domestic Utility Pipe Fittings &
Joint Restraint Products (Ductile Iron), Design, Development and
Production of DI Utility, Joint Restraint and AWWA Grooved Pipe Fittings
and CI Municipal Castings for Various Industries (Exclusions: 7.5 Service
Provision)**

Registration No. **201201.1**

Effective Date: **February 17, 2014**

Expiration Date: **February 17, 2017**

This registration is subject to ongoing audits by FM APPROVALS. Any change to the basis of this registration requires acceptance in writing by FM APPROVALS.




John P. Hill
Manager, Quality System Registration

February 17, 2014
Date



(<https://www.centrauctionhouse.com/central-bidding/contact-us>)



CENTRALBIDDING

FROM CENTRAL AUCTION HOUSE

(<https://www.centrauctionhouse.com/index.php>)

Central Bidding Time: Tue February 03, 2015 2:10:08 PM GMT-6

Welcome to Central Bidding, **DNELSON** - You are Logged-in - Log Out ([https://www.centrauctionhouse.com/login.php?](https://www.centrauctionhouse.com/login.php?cmd=_logout)

[cmd=_logout](#))

Place a Bid for 5000112075 ONE (1) YEAR CONTRACT FOR A SUPPLY OF DUCTILE IRON FITTINGS AND ADAPTER KITS FOR THE JEFFERSON PARISH DEPARTMENT OF PUBLIC WORKS WATER

Please enter your best bid proposal for this project

Louisiana Contractor ID#

Enter all information required on the outside of the sealed envelope in the box below

FERGUSON ENT DBA LOUISIANA UTILITIES SUPPLY CO
901 S LABARRE RD SUITE 206
METAIRIE LA 70001
5000112075 DI FITTINGS AND ADAPTER KITS

[Check Spelling](#)

Bid Bond #

Jefferson Parish Vendor #:

Upload Attachment(s)

[Upload a file](#)


Click the Upload button in order to upload bid related documents



Home (<https://www.centrauctionhouse.com/index.php>) - Central Bidding
(<https://www.centrauctionhouse.com/main.php>) - Register (<https://www.centrauctionhouse.com/register>) -
Contact Us (<https://www.centrauctionhouse.com/central-bidding/contact-us>) - Vendors
(<https://www.centrauctionhouse.com/vendor-registration>) -
Central Auction House, LTD



(<https://www.centrauctionhouse.com/central-bidding/contact-us>)



CENTRALBIDDING

FROM CENTRAL AUCTION HOUSE

(<https://www.centrauctionhouse.com/index.php>)

Central Bidding Time: Tue February 03, 2015 2:06:39 PM GMT-6

Welcome to Central Bidding, **DNELSON** - You are Logged-in - Log Out (https://www.centrauctionhouse.com/login.php?cmd=_logout)

Location: **METAIRIE > Louisiana > USA**
Name: **CATHY MCCARTHY**
Email: **CATHY.MCCARTHY@FERGUSON.COM**
Address: **901 S LABARRE ROAD**
Zip code: **70001**
Contact number: **5048341106**
Official Company/Business Name: **FERGUSON ENT DBA LOUISIANA
UTILITIES SUPPLY CO**

Are you registered with the State
of Louisiana as a Disadvantaged
Business Enterprise (DBE)?:

No

Is your company owned my a
female?:

No

Is your company owned by a
minority?:

No

Louisiana Contractor ID#:

Where To?



[Main Menu \(main.php\)](#)



Home (<https://www.centrauctionhouse.com/index.php>) - Central Bidding
(<https://www.centrauctionhouse.com/main.php>) - Register (<https://www.centrauctionhouse.com/register>) -
Contact Us (<https://www.centrauctionhouse.com/central-bidding/contact-us>) - Vendors
(<https://www.centrauctionhouse.com/vendor-registration>) -
Central Auction House, LTD



CENTRALBIDDING
FROM CENTRAL AUCTION HOUSE

**5000112075 ONE (1) YEAR CONTRACT FOR A SUPPLY OF DUCTILE
IRON FITTINGS AND ADAPTER KITS FOR THE JEFFERSON PARISH
DEPARTMENT OF PUBLIC WORKS WATER**
Jefferson Parish Government

Project documents obtained from www.CentralBidding.com
19-Jan-2015 11:01:11 AM

146184

Form W-9
(Rev. January 2003)
Department of the Treasury
Internal Revenue Service

**Request for Taxpayer
Identification Number and Certification**

Give form to the
requester. Do not
send to the IRS.

Name Ferguson Enterprises

Business name, if different from above

Check appropriate box: ☐ Individual/ Sole proprietor ☒ Corporation ☐ Partnership ☐ Other ☐ Exempt from backup withholding

Address (number, street, and apt. or suite no.) 901 S. Labarre RD

City, state, and ZIP code Metairie, LA 70001

Requester's name and address (optional)

List account number(s) here (optional)

Part I Taxpayer Identification Number (TIN)

Enter your TIN in the appropriate box. For individuals, this is your social security number (SSN). However, for a resident alien, sole proprietor, or disregarded entity, see the Part I instructions on page 3. For other entities, it is your employer identification number (EIN). If you do not have a number, see How to get a TIN on page 3.

Social security number

--	--	--	--	--	--	--	--	--	--

or

Employer identification number

5	4	1	2	1	1	7	7	1
---	---	---	---	---	---	---	---	---

Note: If the account is in more than one name, see the chart on page 4 for guidelines on whose number to enter.

Part II Certification

Under penalties of perjury, I certify that:

- The number shown on this form is my correct taxpayer identification number (or I am waiting for a number to be issued to me), and
- I am not subject to backup withholding because: (a) I am exempt from backup withholding, or (b) I have not been notified by the Internal Revenue Service (IRS) that I am subject to backup withholding as a result of a failure to report all interest or dividends, or (c) the IRS has notified me that I am no longer subject to backup withholding, and
- I am a U.S. person (including a U.S. resident alien).

Certification instructions. You must cross out item 2 above if you have been notified by the IRS that you are currently subject to backup withholding because you have failed to report all interest and dividends on your tax return. For real estate transactions, item 2 does not apply. For mortgage interest paid, acquisition or abandonment of secured property, cancellation of debt, contributions to an individual retirement arrangement (IRA), and generally, payments other than interest and dividends, you are not required to sign the Certification, but you must provide your correct TIN. (See the Instructions on page 4.)

Sign Here Signature of U.S. person [Signature] Date 6-22-06

Purpose of Form

A person who is required to file an information return with the IRS, must obtain your correct taxpayer identification number (TIN) to report, for example, income paid to you, real estate transactions, mortgage interest you paid, acquisition or abandonment of secured property, cancellation of debt, or contributions you made to an IRA.

U.S. person. Use Form W-9 only if you are a U.S. person (including a resident alien), to provide your correct TIN to the person requesting it (the requester) and, when applicable, to:

- Certify that the TIN you are giving is correct (or you are waiting for a number to be issued),
- Certify that you are not subject to backup withholding, or
- Claim exemption from backup withholding if you are a U.S. exempt payee.

Note: If a requester gives you a form other than Form W-9 to request your TIN, you must use the requester's form if it is substantially similar to this Form W-9.

Foreign person. If you are a foreign person, use the appropriate Form W-8 (see Pub. 515, Withholding of Tax on Nonresident Aliens and Foreign Entities).

Nonresident alien who becomes a resident alien.

Generally, only a nonresident alien individual may use the terms of a tax treaty to reduce or eliminate U.S. tax on certain types of income. However, most tax treaties contain a provision known as a "saving clause." Exceptions specified in the saving clause may permit an exemption from tax to continue for certain types of income even after the recipient has otherwise become a U.S. resident alien for tax purposes.

If you are a U.S. resident alien who is relying on an exception contained in the saving clause of a tax treaty to claim an exemption from U.S. tax on certain types of income, you must attach a statement that specifies the following five items:

- The treaty country. Generally, this must be the same treaty under which you claimed exemption from tax as a nonresident alien.
- The treaty article addressing the income.
- The article number (or location) in the tax treaty that contains the saving clause and its exceptions.
- The type and amount of income that qualifies for the exemption from tax.
- Sufficient facts to justify the exemption from tax under the terms of the treaty article.