


## 150w Trunion Mounted LED Shoebox Area Light



UL cUL DLC Certified  
Philips Lumileds Chip, High CRI  
No UV or IR in the beam  
Easy to install and operate  
Energy saving, Long lifespan  
Light is soft and uniform, Safe to eyes  
Instant start, NO flickering, NO humming  
Green and eco-friendly without mercury.  
Mean Well IP65 driver, Input voltage 100-277Vac  
Optional light-controlled and surge protection function



### Product Specifications

Product name	LED ShoeBox Light
Part No	ML-SB150W
Dimension	19" x 12.5" x 2.75"

### Technical Characteristic

Color temperature	5000K		
CRI	>70		
Lumen	18000-19000LM		
Input Power	150W		
Standard Viewing Angle	150*85 Degree (Type III)		
Optional Viewing Angle	40 Degree	90 Degree	150*75 Degree (Type II)
Input Voltage	100-277Vac 50/60Hz		
Driver model	HLG-150H-48A (Mean Well Driver)		
PFC	>0.9		
Waterproof Rating	IP65		


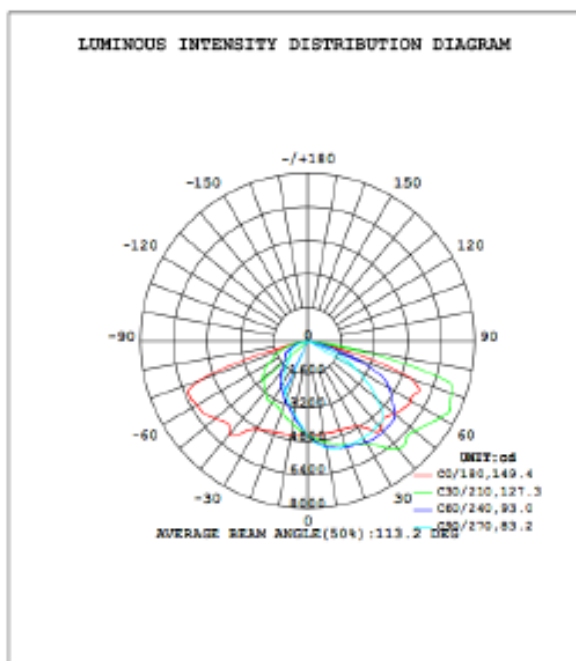
### Materials

LED Brand	PHILIPS LUMILEDS
LED Type	LUXEON 3030 2D (1.5W)
LED QTY	140 PCS
Optional Accessory	Photocell Surge protector
Housing	Aluminum
Housing color	Black、Brown

### Others

Operating Temperature	68° to 113°
Operating Humidity	20%-90% RH
Storage Temperature	86° to 176°
Storage Humidity	10%-95%
Application	Outdoor / Indoor
Safety Certification	UL、cUL DLC
Warranty Time	5 Years

DATA OF LAMP		PHOTOMETRIC DATA Eff: 121.66 lm/W			
MODEL		I <sub>max</sub> (cd)	8070	S/MH (C0/180)	1.83
NOMINAL POWER (W)	150	LOR (%)	100.0	S/MH (C90/270)	0.79
RATED VOLTAGE (V)	100	TOTAL FLUX (lm)	18359	η UP, DN (C0-180)	0.0, 68.8
NOMINAL FLUX (lm)	18358.6	CIE CLASS	DIRECT	η UP, DN (C180-360)	0.0, 31.2
LAMPS INSIDE	1	η up (%)	0.0	CIBSE SHR NOM	1.50
TEST VOLTAGE (V)	100	η down (%)	100.0	CIBSE SHR MAX	1.55



Shipping Info:  
 Box Dimensions: 22.5" x 14" x 5.5"  
 Weight: 16.5 Lbs.

