

DATE: 9/19/2019

INVITATION TO BID
THIS IS NOT AN ORDER

Page: 4

BID NO.: 50-00128174

JEFFERSON PARISH

PURCHASING DEPARTMENT
P.O. BOX 9
GRETN, LA. 70054-0009
504-364-2678

VENDOR:

BUYER: DABRAHAM

As per LSA-RS 47:301 et seq., all governmental bodies are excluded from payment of sales taxes to any Louisiana taxing body. Quotations shall be based on F.O.B. Agency warehouse or jobsite, anywhere within the Parish as designated by the Purchasing Department.

JEFFERSON PARISH reserves the right to cancel all or any part of an order if not shipped promptly. No charges will be allowed for parking or cartage unless specified in quotation. The order must not be filled at a higher price than quoted. JEFFERSON PARISH reserves the right to cancel at any time and for any reason by issuing a THIRTY (30) day written notice to the contractor.

JEFFERSON PARISH is expecting all products to be new and all work to be done in workman-like manner, according to standard practices. Any deviations or alteration from the specifications must be indicated on the bid form for each item and upon request, product data for same must be submitted by the time specified by the Purchasing Department.

DELIVERY: FOB JEFFERSON PARISH

INDICATE DELIVERY DATE ON EQUIPMENT AND SUPPLIES

30 or less

INDICATE STARTING TIME (IN DAYS) FOR CONSTRUCTION WORK

INDICATE COMPLETION TIME (IN DAYS) FOR CONSTRUCTION WORK

In the event that addenda are issued with this bid, bidders MUST acknowledge all addenda on the bid form. Bidder must acknowledge receipt of an addendum on the bid form as indicated. Failure to acknowledge any addendum on the bid form will result in bid rejection.

Acknowledge Receipt of Addenda: NUMBER: 1

NUMBER: _____

NUMBER: _____

NUMBER: _____

LOUISIANA CONTRACTOR'S LICENSE NO.: (if applicable) _____

***** ALL BIDDERS MUST COMPLETE SECTION BELOW *****

FIRM NAME: <u>LED LIGHTING WHOLESALE INC.</u>	
SIGNATURE: <u>Erich Adalbert</u> (Must be signed here)	TITLE: <u>Owner</u>
PRINT OR TYPE NAME: <u>ERICH ADALBERT</u>	
ADDRESS: <u>400 E CORK ST.</u>	
CITY, STATE: <u>Kalamazoo, MI</u>	ZIP: <u>49001</u>
TELEPHONE: <u>269 532-1313</u>	FAX: <u>N/A</u>
EMAIL ADDRESS: <u>COOY@LEDLIGHTINGWHOLESALEINC.COM</u>	

TOTAL PRICE OF ALL BID ITEMS: \$ 2,630.00

INVITATION TO BID FROM JEFFERSON PARISH - continued

BID NO.: 50-00128174

SEALED BID

ITEM NUMBER	QUANTITY	U/M	DESCRIPTION OF ARTICLES	UNIT PRICE QUOTED	TOTALS
1	6.00	EA	A purchase of LED light fixtures for the Department of Parks & Recreation 0010 LED Light Fixtures, LITHONIA RSX1 LED P3 40K R4 MVOLT MA DDBXD	\$355.00	\$2,130.00
2	2.00	EA	or equal *MP-AR-100-UT4-40B-QMP-SK 0020 6 foot light fixture arms for the wooden pole, LITHONIA AMACE T20 US6 DNA 6 FOOT ARM MNTNG or equal *PM-3-90-15-2BZ-2	\$250	\$500



JEFFERSON PARISH

Department of Purchasing

Michael S. Yenni
Parish President

Renny Simno
Director

September 23, 2019

ADDENDUM # 1

Bid No.: 50-00128174

Bid Opening Date: 9-25-19
Postponed to: 10-2-19

For: A purchase of LED Light Fixtures for the Department of Parks & Recreation

This addendum # 1 is issued to clarify the wattage needed for the LED lights.

- Q1. What is the wattage per each fixture as it only states a range of between 70W and 400W. Will my 90W fixture work with that range amount?
- A1. 109 watts LED light fixture that is equivalent to 250 watts metal halide. We would like to have at least the same amount of light.
- Q2. The fixture arms quantity say 2, shouldn't it be 6 to match the amount of light fixtures you are requesting? Let me know the total amount of arms needed.
- A2. We only need **two arms** because poles #1 and pole #2 has two arms per pole. Pole #3 has no arms attached to it.

Sincerely,

Doris Abraham

Buyer Name, Buyer I
Jefferson Parish Purchasing Department

Bidders must acknowledge all addenda on the bid form. Bidder acknowledges receipt of this addendum on the bid form as indicated. Failure to do so will result in bid rejection.

This addendum is a part of the contract documents and modifies the original bidding documents and specifications. The contents of this addendum shall be included in the contract documents. Changes made by this addendum shall take precedence over the documents of earlier date.

Joseph S. Yenni Building – 1221 Elmwood Park Blvd., Ste. 404, Jefferson, LA 70123

Office 504.364.2678

General Government Bldg. – 200 Derbigny St – Suite 4400 - Gretna, LA 70053

Office 504.364.2678

Email: Purchasing@jeffparish.net Website: www.jeffparish.net



Estimate

Date	Estimate #
9/23/2019	4972

Name / Address
Jefferson Parish


				Project	
Item	Description	Qty	Price	Total	
MP-AR-100-U-T4-40B-QMP-SK	100w Maxlite area lights Type 4, 4000k, slip fit mount (to mount to wood pole adapters below slip mount tripple bullhorn (holds 3 lights each)	6	355.00	2,130.00T	
PM-3-90-15-2-BZ-2		2	250.00	500.00T	

AREA LIGHT

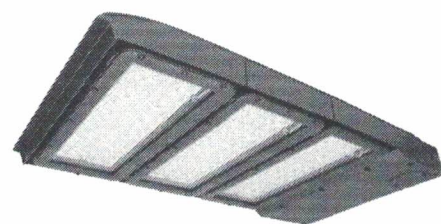
A stunning blend of performance, value and aesthetics, the **MPulse Area Light** is available in a wide range of lumen packages to address a variety of outdoor lighting needs. The Area Light can be combined with a full, architectural-grade LED family to create a total site solution for commercial, municipal, retail, education, and hospitality applications. Optional visual comfort optics distribute light through a non-pixelated light source that creates uniform, eye-pleasing illumination with minimal glare. The high-performance, IP66-rated luminaire delivers a minimum of 120 lumens per watt, providing significant energy savings while remaining durable in the field.



100W



150W & 200W



250W & 300W

DIMENSIONS: Please see page 4 for dimensional drawings.

PERFORMANCE:

- Available in lumen packages ranging from 12,400lm to 38,400lm
- Calculated lumen maintenance value of > 90% (L90) at 100,000 hours calculated at 25°C
- 120-277V dimming standard. 347-480V options available
- 10KV surge suppression standard

OPTICS:

- Available in Type II, Type III, Type IV, and Type V optics

OPTIONS:

- NEMA 3-pin, 5-pin and 7-pin photocontrol receptacle
- High/Low/Off PIR fixture-integrated photo/motion sensor compatible with FSIR-100 remote control

FINISHES:

- Satin bronze finish standard
- Also available in silver, black and white for custom orders

CONTROLS:

Photo/Motion Sensor: The Wattstopper FSP-211 uses passive infrared (PIR) sensing technology to react to changes in infrared energy (i.e. moving body heat) within the coverage area. This slim, low-profile sensor is designed for installation inside the bottom of a light fixture body and is ideal for outdoor environments. The sensor operates at 120V/230V-240V and single phase 277V. The motion sensor is fully adjustable with dimmed light level options as well as on/off dusk to dawn control. Sensor can be combined with various lenses to operate at mounting heights from 8' to 40'. Factory settings can be adjusted via the FSIR-100, a wireless configuration tool. **Note that the sensor comes with photocell setting disabled and the FSIR-100 must be purchased if photocell functionality is desired.**

RPC, PR7 Options: Allow the use of 3rd party distributed intelligence controllers designed to connect to the fixture via our NEMA standard C136.41 3-, and 7-pin twist lock receptacle to provide dimming and On/Off control. Separate Photocontrol options are available, see page 2.

SENSOR DEFAULT SETTINGS:

FACTORY DEFAULTS	
High Mode	10V
Low Mode	1V
Time Delay	5 Min
Cut Off	1 Hr
Sensitivity	Max



AREA LIGHT

SPECIFICATIONS:

ITEM	SPECIFICATION	100 WATTS - DETAILS	150 WATTS - DETAILS	200 WATTS - DETAILS	250 WATTS - DETAILS	300 WATTS - DETAILS
GENERAL PERFORMANCE	Input Power (W)	100W	150W	200W	250W	300W
	Lumens Delivered @ 4000K (lm)	12,460	20,245	25,630	33,120	38,155
	Lumens Delivered @ 5000K (lm)	12,550	20,380	25,810	33,355	38,425
	Efficacy (lm/W)	>120				
	CRI	>70				
	Calculated Lumen Maintenance (L93, TM-21 @ 25°C)	>100,000 hours				
ELECTRICAL	Color Temperature	Available in 4000K & 5000K				
	Input Voltage	120-277V dimming standard; 347-480V options available				
	Max THD %	10%				
PHYSICAL	Power Factor	>90%				
	Housing	Die-cast aluminum				
CERTIFICATION	Weight	16.5lb	24.2lb	24.2lb	33.0lb	33.0lb
	Certification	DLC 4.2 Premium, cULus listed				
	Environment	Wet location listed, IP66				
	Warranty	10 years				
	Operating Temperature	-40°F - 122°F (-40°C - 50°C)				
	Humidity	10% - 90% RH, non condensing				

*Lighting layouts and spacing criteria available upon request.

MODEL SELECTION Typical order example: MP-AR100UT5-50B									
MP	-	AR							
FAMILY	-	SUB-FAMILY	WATTAGE	VOLTAGE	DISTRIBUTION	-	CCT	FINISH	OPTIONS
MP= MPulse	-	AR= Area Light	100= 100W, 250W MH equiv.	U= 120-277V	T2= Type II	-	40= 4000K	B= Bronze	(BLANK)= None
			150= 150W, 320W PSMH equiv.	H= 347-480V	T3= Type III		50= 5000K	S= Silver ¹	MS= Photo/Motion Sensor
			200= 200W, 400W MH equiv.		T4= Type IV				RPC= NEMA 3-Pin Photocell Receptacle
			250= 250W, 400W PSMH equiv.		T5= Type V				PR7= NEMA 7-Pin Photocell Receptacle
			300= 300W, 750W PSMH equiv.						

MOUNTING:

MODEL SELECTION Typical order example: QMP-PM-B			
FAMILY	-	MOUNTING	FINISH
QMP	-	PM= Pole Mount	B= Bronze
		SK= Slipfitter Knuckle	S= Silver ¹
		TS= Trunnion Swivel	

Notes:

1. Custom finish available. Contact your MaxLite representative for quantities and lead times.

ACCESSORIES:

ITEM ACCESSORY	ITEM NAME	ITEM DESCRIPTION
Photocontrols	6390LBK	Twist-Lock Electronic Photocontrol 120/208/240/277V
	6394LL	Twist-Lock Electronic Photocontrol 432-528VAC
Remote Control	FSIR-100	Remote Handheld Configuration Tool

AREA LIGHT

EPA (FT²):

MODEL NUMBER	0°	15°	30°	45°	60°	75°	90°
MP-AR100	0.45	0.75	1.23	1.66	1.99	2.18	2.25
MP-AR150	0.57	0.99	1.70	2.31	2.80	3.09	3.18
MP-AR200	0.57	0.99	1.70	2.31	2.80	3.09	3.18
MP-AR250	0.69	1.23	2.17	2.98	3.59	4.00	4.13
MP-AR300	0.69	1.23	2.17	2.98	3.59	4.00	4.13

PHOTOMETRIC PERFORMANCE (4000K):

WATTAGE	T2	T3	T4	T5
	LUMENS			
100W	11,975	11,890	11,520	12,460
150W	19,450	19,315	18,715	20,245
200W	24,400	24,165	23,505	25,630
250W	31,675	31,305	30,570	33,120
300W	36,445	36,185	35,195	38,155

PHOTOMETRIC PERFORMANCE (5000K):

WATTAGE	T2	T3	T4	T5
	LUMENS			
100W	12,055	11,975	11,600	12,550
150W	19,585	19,450	18,850	20,385
200W	24,570	24,335	23,675	25,810
250W	31,895	31,525	30,785	33,355
300W	36,700	36,440	35,285	38,425

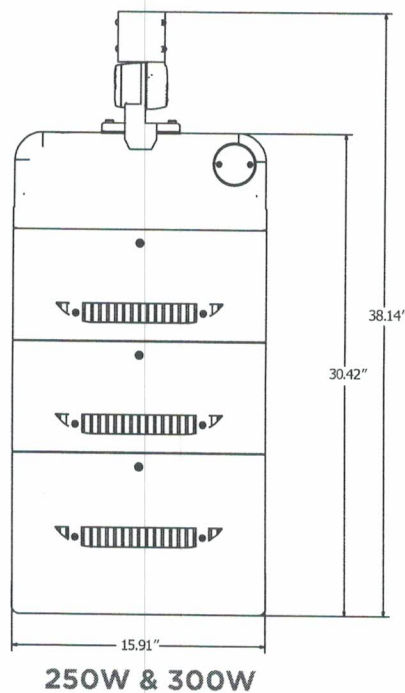
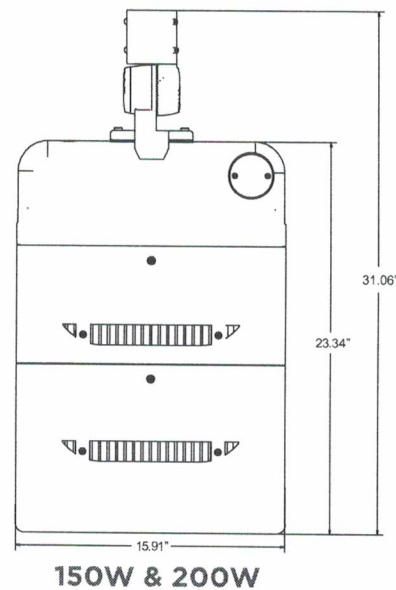
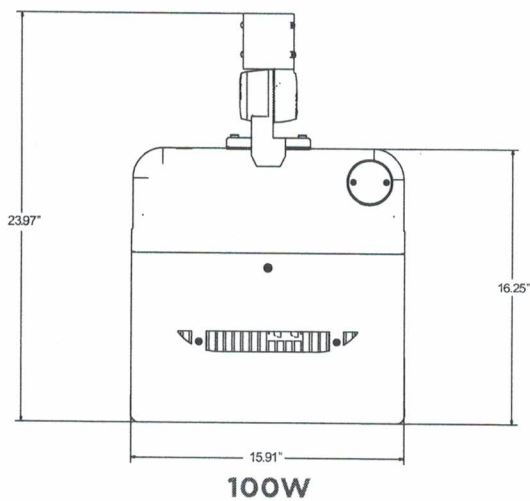
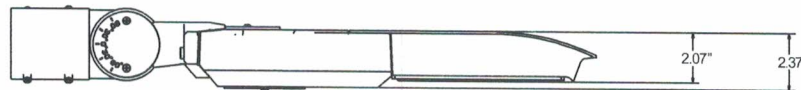
BACKLIGHT, UPLIGHT, AND GLARE RATINGS (4000K):

WATTAGE	T2			T3			T4			T5		
	B	U	G	B	U	G	B	U	G	B	U	G
100W	2	2	2	2	1	2	2	1	2	3	2	0
150W	2	2	2	3	2	2	3	2	2	4	2	1
200W	3	3	3	3	2	3	3	2	2	5	2	1
250W	3	3	3	3	2	3	3	2	3	5	2	1
300W	3	3	3	3	2	3	3	2	3	5	2	1

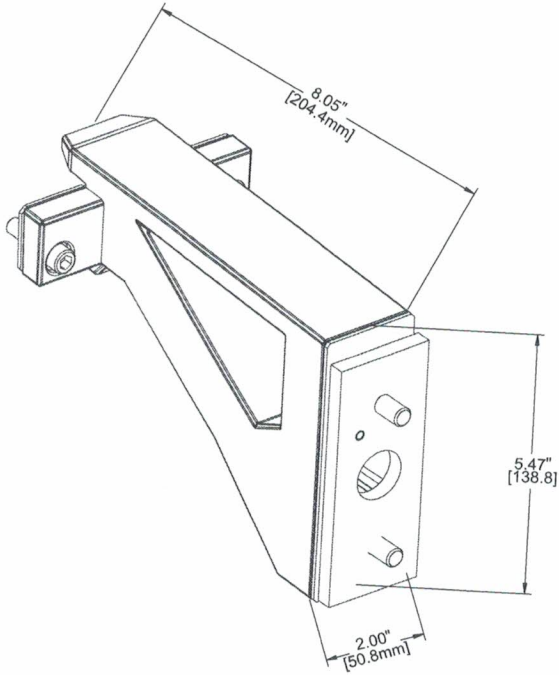
BACKLIGHT, UPLIGHT, AND GLARE RATINGS (5000K):

WATTAGE	T2			T3			T4			T5		
	B	U	G	B	U	G	B	U	G	B	U	G
100W	2	2	2	2	1	2	2	1	2	3	2	0
150W	2	2	2	3	2	2	3	2	2	4	2	1
200W	3	2	3	3	2	3	3	2	2	5	2	1
250W	3	2	3	3	2	3	3	2	3	5	2	1
300W	3	2	3	3	2	3	3	2	3	5	2	1

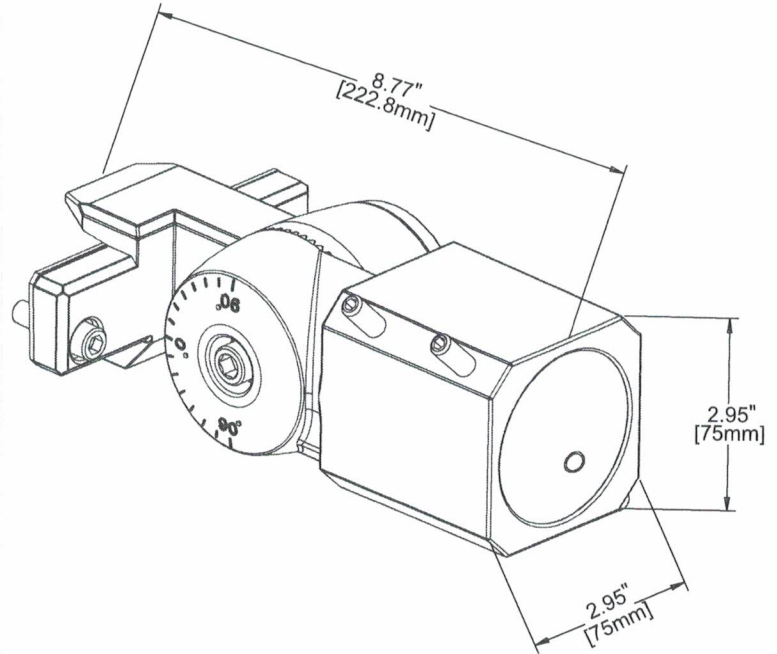
DIMENSIONS:



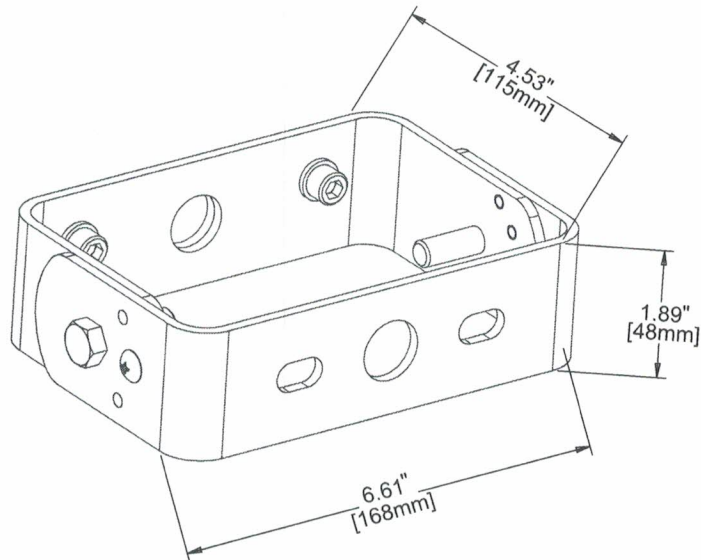
MOUNTING DIMENSIONS:



POLE MOUNT
QMP-PM



SLIPFITTER MOUNT
QMP-SK



TRUNNION SWIVEL MOUNT
QMP-TS


ISOFOOTCANDLE:

Each gridline represents one mounting height.

For mounting heights other than noted multiply FC by the below factor.

$$\text{Factor} = \frac{(\text{Chart's Mtg Height})^2}{(\text{Actual Mtg Height})^2}$$

LEGEND



TYPE II

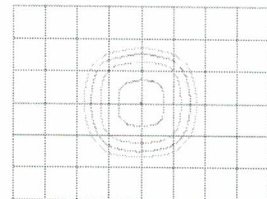
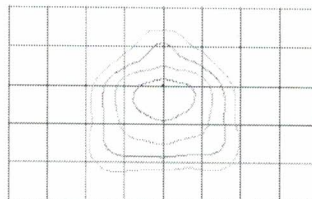
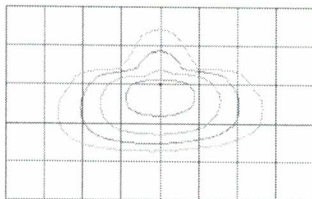
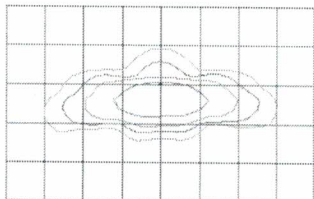
TYPE III

TYPE IV

TYPE V

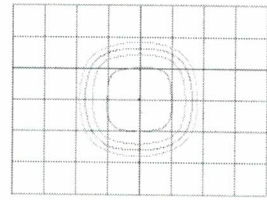
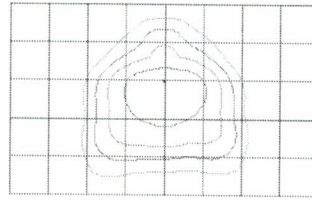
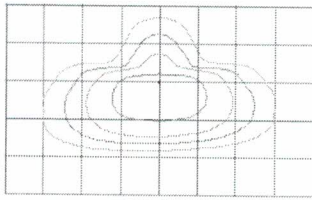
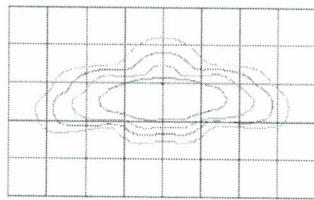
100 WATT

20 ft mounting height



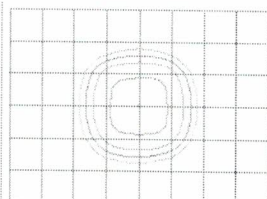
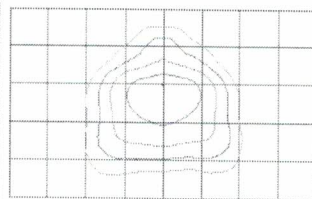
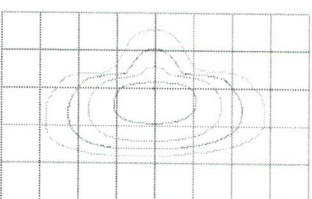
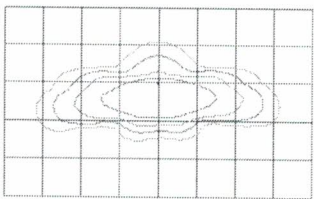
150 WATT

20 ft mounting height



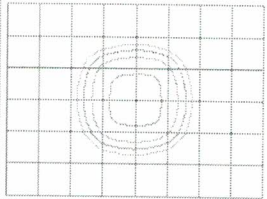
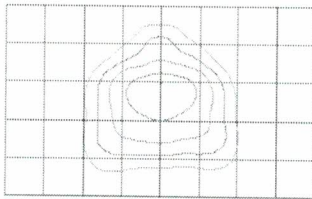
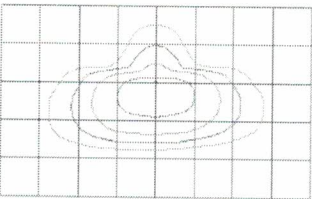
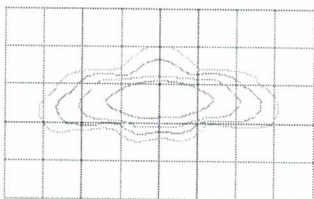
200 WATT

25 ft mounting height



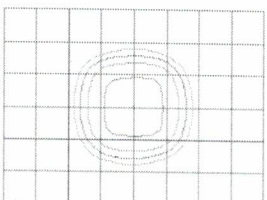
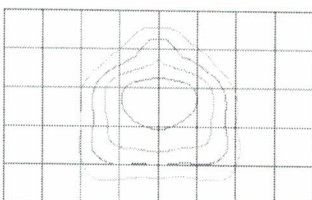
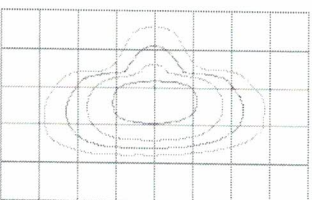
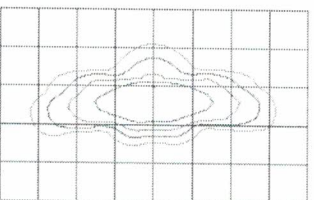
250 WATT

30 ft mounting height



300 WATT

30 ft mounting height





PM - Wood Pole Mount Luminaire Adaptors

[Material]

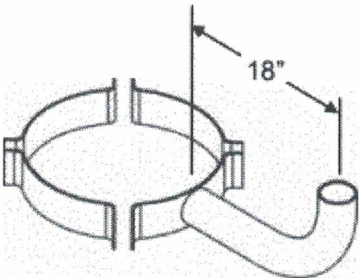
The luminaire adaptor arms are fabricated from 2" schedule 40 pipe and the retaining strap clamps are fabricated from 3/16" x 3" flatbar. The pipe and flatbar are made from commercial grade hot rolled carbon steel.

[Mounting Options & Configurations]

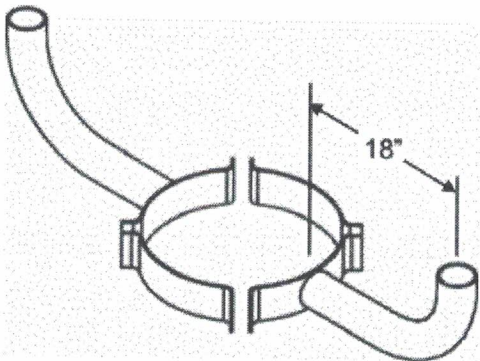
Wood pole luminaire adaptors are designed to fit 8" thru 12" diameter poles. Assembly hardware is furnished with each adaptor. Adaptors shall be manufactured with one, two, three or four light configurations. The adaptor with two luminaire mounts is available in a 180° straight line. Adaptors with three luminaire mounts are available in a 90° and 120° configuration. The adaptor with four luminaire mounts is available in a 90° configuration. For catalog number logic, see chart below. For configurations, see depicted illustrations. Special adaptors with various arm length are readily available.

[Finish]

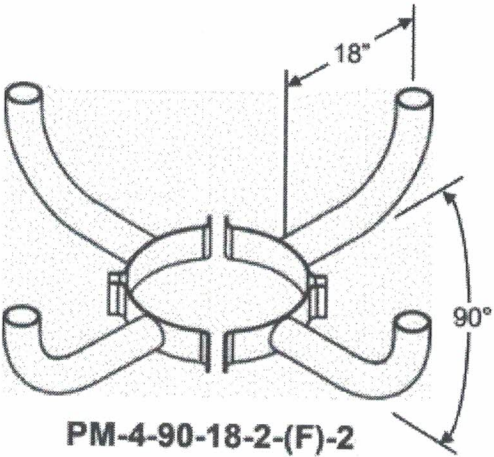
All exterior metal surfaces are mechanically cleaned to remove all oxides and contaminants prior to coating. The standard finish is a polyester thermosetting powder coating applied to the surface of the substrate to a minimum of 3 mils for all color finishes. Galvanizing is available upon request.



PM-1-10-18-2-(F)-2

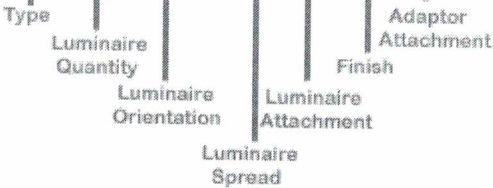


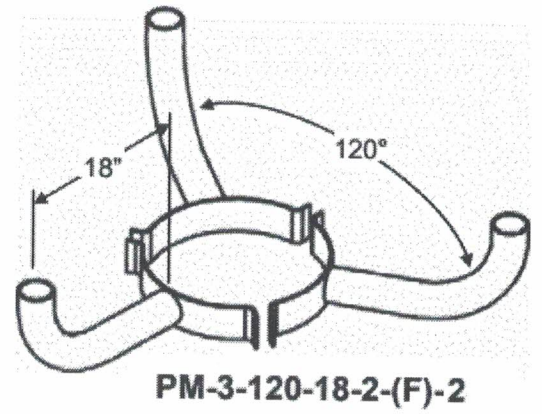
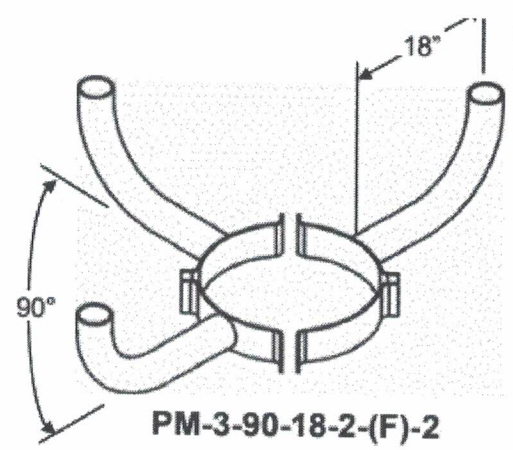
PM-2-180-18-2-(F)-2



PM-4-90-18-2-(F)-2

PM-3-120-15-2-(F)-2





No. of Tenons	Catalog Number	Configuration	Weight
1	PM-1-10-18-2-(F)-2	10	12
2	PM-2-180-18-2-(F)-2	180	17
3	PM-3-90-18-2-(F)-2	90	22
3	PM-3-120-18-2-(F)-2	120	22
4	PM-4-90-18-2-(F)-2	90	27

WJM, Inc. reserves the right to change any feature of its published specifications without notice to promote product improvement and/or allow for material availability.

Copyright © 2019 WJM, Inc. ALL RIGHTS RESERVED.