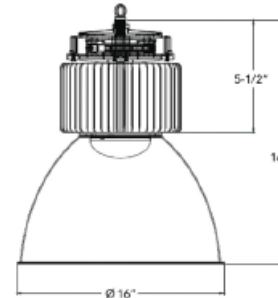




DIMENSION:



LHB-150-CW

LHB-150-NW

LED High Bay Lamp

High Bay light is designed for illumination of industrial locations. It uses the latest in solid state lighting technology for long life, low maintenance, and high efficiency. The unique optical design focuses light downward to where it is needed, giving improved efficiency over a conventional HID luminaire.

ELECTRICAL SPECIFICATIONS:

- Voltage: 120-277V AC
- Wattage: 150W
- Other wattages available: 50W, 100W, 220W
- Power factor: 95% +

LIGHTING SPECIFICATIONS:

- Dimmable only for 150W and 220W
- LED: Philips LumiLEDs
- CRI: 80
- L70 design life (50,000 hours)
- Color temperature: 5000k CW
- Color rendering index: >90

APPLICATIONS:

- Ideal for general warehouse lighting, loading docks, storage areas, supermarkets. The polycarbonate lens provide 360° illumination combined with crisp, directional, bright 5000K light that will make merchandise clearly visible and eye-catching.

MODEL NO	WATTAGE	LUMENS	VOLTAGE	COLOR TEMP	REFLECTOR
LHB-150-CW	150W	15400	120/277V AC	CW 5000K	16" PC
LHB-150-NW	150W	15400	120/277V AC	NW 4000K	16" PC

REFLECTORS FOR LED HIGHBAY

MODEL NO	DESCRIPTION	MATERIAL	DIAMETER
LHB-PC-16'	REFLECTOR FOR LHB-100CW & LHB-150CW	POLYCARBONATE	16"

HOUSING SPECIFICATIONS:

- Die-cast aluminum housing with aluminum reflector
- Reflector: 16inch PC
- Ambient temp: -20~+40C°
- Operating temperature: -4F° to 122F°
- IP65
- Damp location listed

CERTIFICATIONS:

- UL listed, DLC

WARRANTY:

- Five-year warranty



LHB-150-CW

LHB-150-NW

LED High Bay Lamp

MODEL NO	WATTAGE	LUMENS	VOLTAGE	COLOR TEMP	REFLECTOR
LHB-150-CW	150W	15400	120/277V AC	CW 5000K	16" PC
LHB-150-NW	150W	15400	120/277V AC	NW 4000K	16" PC

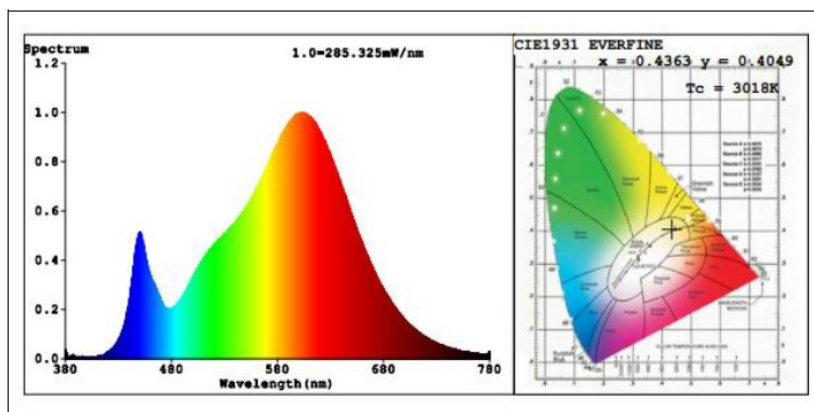


REFLECTORS FOR LED HIGHBAY

MODEL NO	DESCRIPTION	MATERIAL	DIAMETER
LHB-PC-16'	REFLECTOR FOR LHB-100CW & LHB-150CW	POLYCARBONATE	16"

PHOTOMETRICS:

Test for LHB-150W

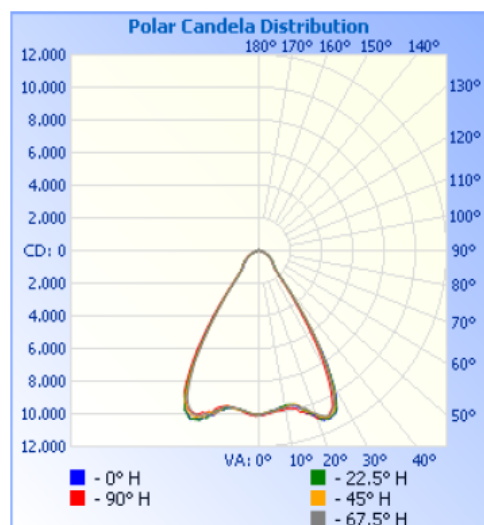


Illuminance Plots

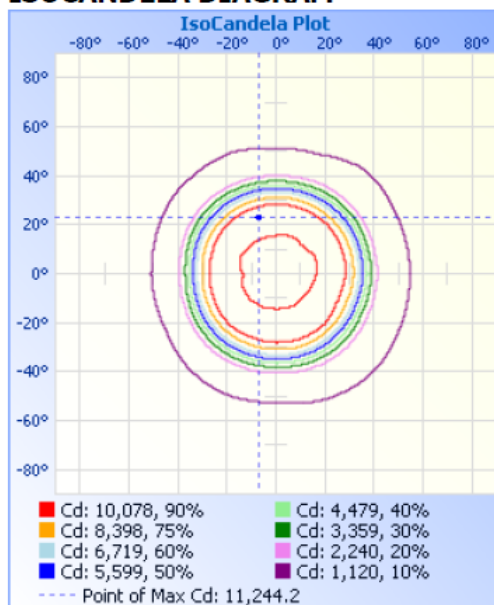
Illuminance at a Distance			
Center Beam fc	Beam Width		
17.0ft	34.8 fc	22.9 ft	17.9 ft
34.0ft	8.7 fc	45.9 ft	35.7 ft
51.0ft	3.9 fc	68.8 ft	53.6 ft
68.0ft	2.2 fc	91.8 ft	71.4 ft
85.0ft	1.4 fc	114.7 ft	89.3 ft
102.0ft	1.0 fc	137.6 ft	107.1 ft

■ Vert. Spread: 68.0°
■ Horiz. Spread: 55.4°

Photometric Data



ISOCANDELA DIAGRAM



ISOLUX DIAGRAM

