

DATE: 3/27/2024

INVITATION TO BID  
THIS IS NOT AN ORDER

Page: 5

BID NO.: 50-00144947

## JEFFERSON PARISH

PURCHASING DEPARTMENT  
P.O. BOX 9  
GRETN, LA. 70054-0009  
504-364-2678

VENDOR: 27118 BLANK BID COPY VENDOR

PURCHASING SPECIALIST:  
HFLOOD

As per LSA-RS 47:301 et seq., all governmental bodies are excluded from payment of sales taxes to any Louisiana taxing body. Quotations shall be based on F.O.B. Agency warehouse or jobsite, anywhere within the Parish as designated by the Purchasing Department.

JEFFERSON PARISH reserves the right to cancel all or any part of an order if not shipped promptly. No charges will be allowed for parking or cartage unless specified in quotation. The order must not be filled at a higher price than quoted. JEFFERSON PARISH reserves the right to cancel at any time and for any reason by issuing a THIRTY (30) day written notice to the contractor.

JEFFERSON PARISH is expecting all products to be new and all work to be done in workman-like manner, according to standard practices. Any deviations or alteration from the specifications must be indicated on the bid form for each item and upon request, product data for same must be submitted by the time specified by the Purchasing Department.

## DELIVERY: FOB JEFFERSON PARISH

INDICATE DELIVERY DATE ON EQUIPMENT AND SUPPLIES

1 WEEK ARO

INDICATE STARTING TIME (IN DAYS) FOR CONSTRUCTION WORK

INDICATE COMPLETION TIME (IN DAYS) FOR CONSTRUCTION WORK

In the event that addenda are issued with this bid, bidders MUST acknowledge all addenda on the bid form. Bidder must acknowledge receipt of an addendum on the bid form by placing the addendum number as indicated. Failure to acknowledge any addendum on the bid form will result in bid rejection.

Acknowledge Receipt of Addenda: NUMBER: \_\_\_\_\_

NUMBER: \_\_\_\_\_

NUMBER: \_\_\_\_\_

NUMBER: \_\_\_\_\_

LOUISIANA CONTRACTOR'S LICENSE NO.: (if applicable) \_\_\_\_\_

*** ALL BIDDERS MUST COMPLETE SECTION BELOW ***	
FIRM NAME: <u>INDUSTRIAL COMMERCIAL MOTORS + CONTROLS</u>	
SIGNATURE: (Must be signed here) <u>William Pappas</u>	TITLE: <u>PRESIDENT</u>
PRINT OR TYPE NAME: <u>William Pappas</u>	
ADDRESS: <u>P.O. BOX 1842</u>	
CITY, STATE: <u>MANDEVILLE, LA.</u>	ZIP: <u>70470</u>
TELEPHONE: ( ) <u>504 415-7288</u>	FAX: ( ) <u>504 827-1167</u>
EMAIL ADDRESS: <u>WPAPPAS@ICMCLLC.COM</u>	

TOTAL PRICE OF ALL BID ITEMS: \$ 694.00

DATE: 3/27/2024

Page: 6

## INVITATION TO BID FROM JEFFERSON PARISH - continued

BID NO.: 50-00144947

SEALED BID

ITEM NUMBER	QUANTITY	U/M	DESCRIPTION OF ARTICLES	UNIT PRICE QUOTED	TOTALS
			PURCHASE OF WAREHOUSE SUPPLIES FOR JEFFERSON PARISH PUBLIC WORKS WAREHOUSE		
1	20.00	EA	0001 - NIPPLE, GALVANIZED, 1/4 IN. X CLOSE, SCHEDULE 40, FASTENAL NO. 66710  SK NUMBER 00-0295830	\$ No Bid	\$
2	1.00	EA	0002 - RESTRAINER, FLANGE, 4 INCH, FOR DUCTILE IRON PIPE, EPOXY COATED,  EBAA NO. 1004 SK NUMBER 00-0384170	\$	\$
3	5.00	EA	0003 - REDUCER, BELL, GALVANIZED, 1/4 INCH X 1/8 INCH, SCHEDULE 40,  GRAINGER NO. 5P925, FASTENAL NO. 466250 SK NUMBER 00-0292720	\$	\$
4	4.00	EA	0004 - PLUG, 1/8 INCH, GALVANIZED, SCHEDULE 40, SQUARE HEAD, SOLID  SK NUMBER 00-0292340	\$	\$
5	4.00	EA	0005 - GAUGE, PRESSURE, 0-30 PSI, 2.5 IN. FACE, 1/4 IN. MPT BOTTOM  CONNECTION, BLACK ENAMEL STEEL CASE SK NUMBER 00-0695100	\$	\$
6	1,000.00	EA	0006 - TIE, CABLE, 4 IN. LONG, NYLON GRADE 6.6, BLACK, 2 PERCENT CARBON  FOR UV RESISTANTS, STAINLESS STEEL LOCKING DEVICE, 4 IN. L X 0.091W, 0.625DIA, 18 LB. TENSILE, T AND B NO. L4189C, INDOOR USE, 100/PK SK NUMBER 00-0869960	\$	\$
7	8.00	EA	0007 - BUSHING, PVC, SCHEDULE 80, 3/4 IN. X 1/2 IN., MALE THREAD X FEMALE  THREAD (ELECTRICAL CONDUIT FITTINGS ARE NOT ACCEPTABLE) SK NUMBER 00-0693510	\$	\$
8	12.00	EA	0008 - BUSHING, PVC, SCHEDULE 80, 3/4 IN. X 1/2 IN., MALE SPIGOT X  FEMALE THREAD (ELECTRICAL CONDUIT FITTINGS ARE NOT ACCEPTABLE) SK NUMBER 00-0694010	\$	\$
9	10.00	EA	0009 - BOLT, HEX HEAD, 3/4 IN. - 10 X 5 IN. LONG, GRADE NO. 316 STAINLESS	\$ No Bid	\$

## INVITATION TO BID FROM JEFFERSON PARISH - continued

BID NO.: 50-00144947

SEALED BID

ITEM NUMBER	QUANTITY	U/M	DESCRIPTION OF ARTICLES	UNIT PRICE QUOTED	TOTALS
			STEEL SK NUMBER 00-0412870		
10	20.00	EA	0010 - ELBOW, 90 DEGREE, 1-1/4 INCH, SCHEDULE 80 PVC, SOCKET X SOCKET,  ELECTRICAL CONDUIT IS NOT ACCEPTABLE SK NUMBER 00-0690100	\$ NO BID	\$
11	500.00	EA	0011 - SCREW, SELF-DRILLING, HEX WASHER HEAD, ZINC PLATED, NO. 8 X  3/4 IN., FASTENAL NO. 32030 SK NUMBER 00-0420810	\$	\$
12	2.00	EA	0012 - GAUGE, PRESSURE, 0-60 PSI, 2-1/2 IN. FACE, 1/4 IN NPT BOTTOM  MOUNT, LIQ-FILLED, STAINLESS STEEL CASE, WIKA NO. 9251626 SK NUMBER 00-0695130	\$	\$
13	25.00	EA	0013 - PUMP, SUMP, 3/4 HP, 1-1/2 IN. DISCHARGE, STAINLESS STEEL, COMPONENTS,  AUTOMATIC, 1 PHASE, OVERLOAD PROTECTED, MECHANICAL FLOAT, 50 FT. POWER CORD, HONDA WSP73AA OR EQUAL SK NUMBER 00-0574200	\$	\$
14	500.00	EA	0014 - NUT, HEX, 5/8 INCH - 11, DOMESTIC, ASTM NO. A194, HEAVY HEX,  BAKED ON BLUE TEFLON COATING MEETS ASTM B117, TO FIT TEFLON COATED NO. A325 HEX HEAD BOLTS AND NO. A242 T-HEAD BOLTS SK NUMBER 00-0436260	\$	\$
15	5.00	EA	0015 - COUPLING, CONDUIT, ALUMINUM, 2 INCH  SK NUMBER 00-0878340	\$ NO BID	\$
16	1.00	EA	* 0016 - STARTER, SIZE 3, 3 POLE, 120 VOLT COIL, NEW IN FACTORY BOX, FURNAS/  SIEMENS NO. 14HUG32AA SK NUMBER 00-0861700	\$ 694.00	\$ 694.00
17	2.00	EA	0017 - NIPPLE, CONDUIT, ALUMINUM, 1/2 INCH X 6 INCH  * BIDDING SPEECHER + SCRUH CAT# CATN7-85-120-FGE SPEC SHEETS ATTACHED	\$ NO BID	\$

DATE: 3/27/2024

Page: 8

## INVITATION TO BID FROM JEFFERSON PARISH - continued

BID NO.: 50-00144947

SEALED BID

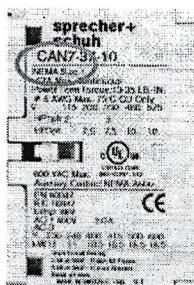

ITEM NUMBER	QUANTITY	U/M	DESCRIPTION OF ARTICLES	UNIT PRICE QUOTED	TOTALS
18	5.00	EA	SK NUMBER 00-0881570  0018 - NIPPLE, PVC, 1 IN. BY CLOSE, THREADED, SCHEDULE 80 PVC	\$ <u>NO BID</u>	\$
19	5.00	EA	SK NUMBER 00-0694830  0019 - ELEMENT (SPIDER), COUPLING, (L) TYPE, SOX (NBR), SOLID, FOR L-225,  LOVEJOY NO. 685144-12409 SK NUMBER 00-0632620	\$ <u>↑</u>	\$
20	5.00	EA	0020 - COUPLING (HUB), L-JAW, NO. L-225, WITH 2-3/8 IN. (2.375 IN.)  BORE, 5/8 IN. X 5/16 IN. KEYWAY, LOVEJOY NO. 685144-12443 SK NUMBER 00-062250Z	\$ <u>↓</u>	\$
21	2.00	EA	0021 - BOX, OUTLET, 4 IN. SQUARE X 1-1/2 IN. DEEP, 12 SIDE AND 5  BOTTOM 1/2 IN. KNOCKOUTS, RACO NO. 190 SK NUMBER 00-0873790	\$ <u>↓</u>	\$
22	2.00	EA	0022 - NIPPLE, CONDUIT, ALUMINUM, 3/4 IN. X 4 IN. SK NUMBER 00-0881640  DELIVERY ADDRESS: PUBLIC WORKS WAREHOUSE 1500 RIVER PARK ROAD BRIDGE CITY, LA 70094	\$ <u>NO BID</u>	\$



# NEMA Sized Open and Enclosed Contactors and Non-Combination Motor Starters

NEMA Starters

Built to your specifications and ready to install



Sprecher + Schuh magnetic motor starters are intended to eliminate the purchase and assembly of a separate contactor, overload relay and associated wiring. When purchased with an enclosure, the starters are mounted and ready to install on receipt.

## Starting with the best

At the heart of all Sprecher + Schuh NEMA sized magnetic motor starters is the CATN7 line of motor starters. Each starter proudly displays the NEMA size (00, 0, 1, 2, or 3) and HP at applied voltage. This line of starters is designed to meet rigid consultant specifications for NEMA starters.

## Top line protection...

NEMA labeled magnetic starters are equipped with Sprecher + Schuh's premium CEP7 solid state overload relay standard. Unlike traditional overload relays that indirectly sense motor current through heater elements, CEP7 solid state overload relays measure motor current directly through integrated current transformers and on board electronics. The electronics provide numerous advantages over electromechanical relays. Alternatively, the CT7N Thermal Overload Relay may also be selected.


## The right enclosure... whatever the application

Sprecher + Schuh's line of NEMA style starters can be purchased pre-installed in a variety of standard enclosures. Cataloged enclosures include:

- |         |                                 |
|---------|---------------------------------|
| Type 1  | General Purpose                 |
| Type 12 | Industrial Dusttight            |
| Type 3R | Rainright (outdoor)             |
| Type 4  | Watertight                      |
| Type 4X | Watertight, Corrosion Resistant |



Type 1




Type 3R



Type 4



Type 4X



Even though these are the most popular enclosure types for most industrial applications, we can house any starter in a custom enclosure of your choosing.

## Quality enclosures ensure the highest confidence

Sprecher + Schuh only sources enclosures from name brand manufacturers, ensuring the highest quality. We primarily use enclosures that meet UL Standards, i.e., Type 1, Type 3R, etc., however, we can also source other enclosures at your request. Enclosures are sized first to accommodate the depth of the contactor and offer sufficient electrical clearances to satisfy UL.

## Add a variety of modifications

If you need a larger enclosure than what is specified in our catalog, your sales representative and our Engineering department will work with you to customize any of our enclosed products to suit your exact specifications. Any combination of enclosure types, sizes, pilot devices, meters and other modifications can be combined to provide exactly the panel you need.



**Three Phase, Non-Reversing CAN7**

NEMA Size	Maximum Horsepower Three Phase				Auxiliary Contacts per Contactor ③		Type 1 General Purpose	D I M	Type 12 [Type 3R ②] Industrial Dusttight	D I M
	200V	230V	460V	575V	NO	NC	Catalog Number	①	Catalog Number	①
00	3	3	7.5	10	1	0	CAN7-12-*G0	A	CAN7-12-*D0	L
0	5	5	10	15	1	0	CAN7-16-*G0	A	CAN7-16-*D0	L
1	10	10	25	30	1	0	CAN7-37-*G0	A	CAN7-37-*D0	L
2	10	15	30	30	1	0	CAN7-43-*G0	A	CAN7-43-*D0	L
3	25	30	60	60	1	0	CAN7-85-*G0	B	CAN7-85-*D0	M

NEMA Size	Maximum Horsepower Three Phase				Auxiliary Contacts per Contactor ③		Type 4 Watertight	D I M	Type 4X Watertight Corrosion Resistant Non-metallic	D I M
	200V	230V	460V	575V	NO	NC	Catalog Number	①	Catalog Number	①
00	3	3	7.5	10	1	0	CAN7-12-*W0	N	CAN7-12-*C0	S1
0	5	5	10	15	1	0	CAN7-16-*W0	N	CAN7-16-*C0	S1
1	10	10	25	30	1	0	CAN7-37-*W0	N	CAN7-37-*C0	S1
2	10	15	30	30	1	0	CAN7-43-*W0	N	CAN7-43-*C0	S1
3	25	30	60	60	1	0	CAN7-85-*W0	O	CAN7-85-*C0	U1

**NOTE:** Catalog numbers and enclosure dimensions reflect contactors with AC coils. For DC coils, select Coil Code from the DC Coil Code table on page C104 and follow the instructions for modifying catalog numbers.

ITEM #16 CAT# CAN7-85-120-FGE

**Ordering Instructions**

Specify Catalog Number	
Replace (*) with Coil Code	Refer to page C104 Refer to pages C107-C111
Factory Modifications available	

- ① Dimensional information starts on page C122.
- ② For Type 3R outdoor applications, replace "D" in catalog number with an "R". Dimensions may change. For example number CAN7-23-\*D0 becomes CAN7-23-\*R0. Price remains the same.
- ③ Contactors are equipped with number and type of auxiliaries indicated. See page C108 to order additional or different auxiliary contacts.

#### A.C. Coil Codes & Voltage Ranges ①⑤

All catalog numbers, list prices and enclosure dimensions in the previous section reflect contactors with AC coils. If necessary, add the appropriate price adder to the list price for each coil required as shown in the online catalog. Remember that reversing applications require two coils. Price Adder x 2.

A.C. Coil Codes (Replace "*" in cat.# with coil code)	CA7-9 thru CA7-97 CAN7-12...85	
	50 Hz	60 Hz
24Z	24V	24V
120	110V	120V
220W ②	200-220V	208-240V
277	240V	277V
415	400-415V	~
480	440V	480V
600	550V	600V

#### D.C. Coil Codes & Voltage Ranges ①⑥

For starters with DC coils, select Coil Code from the table below. Remember that reversing applications require two coils (Price Adder x 2). Starter catalog numbers must be modified when using DC coils. For example: For CA7-9...55 contactors, add an "E" to catalog number for Electronic DC Coils. i.e.: CA7-9... becomes CA7-9E... For CA7-60...97 contactors, add a "D" to catalog number. i.e.: CA7-60... becomes CA7-60D...

D.C. Coil Codes (Replace "*" in cat.# with coil code)	⑥ CA7-9E...37E CAN7-12E...37E	⑥ CA7-43E ...55E CAN7-43E	④ CA7-60D...97D CAN7-85D
	Voltage	Voltage	Voltage
CA7 Code			
12E	12VDCE	12VDCE	~
24E	24VDCE	24VDCE	~
24DD	~	~	24VDC
36E	36-48VDCE	36-48VDCE	~
48E	48-72VDCE	48-72VDCE	~
110E	110VDCE	110VDCE	~
110DD	~	~	110VDC
~	~	~	~
220E	220VDCE	220VDCE	~
250DD	~	~	250VDC

#### CAT9 AC/DC Coil Codes and Voltage Ranges ②③⑥

Electronic Coils	V	24-60V	48-130V	100-250V	250-500V
		(Replace "*" in cat.# with coil code)			
CA9-116...370	AC/DC	24W	48W	120W	480W
CA9-116-EI...370-EI	AC/DC with PLC Input	~	~	120W	480W
CA9-400-EI...750-EI		24W ⑦	48W	120W	480W
CA9-860-EI...1060-EI		~	~	120W	~
CA9-1260-EI		24W ⑦	48W	120W	480W
CA9-2050-EI...2650-EI		~	~	120W	~

- ① Only the most common coils are shown here. Other coil voltages may be available. Refer to Contactor Renewal Parts in Section A of this catalog, or contact your nearest Sprecher + Schuh sales office.
- ② Wide range coil.
- ③ "-EI" designates contactor coil with PLC input. Selections CA9-116...370 with "EI" requires use of control logic on terminals 1, 2, 3. CA9-400 contactors and larger include an integral switch to select use of "EI".
- ④ "DD" coils are standard for CA7-60D...97D.
- ⑤ Reversing applications require two coils. Add appropriate price adder(s) to list price of enclosed contactors and starters. Remember to add price for each coil required.
- ⑥ CA7-9E...55E electronic coils are not interchangeable with non-electronic DC or AC coils.
- ⑦ This coil range is 24-60V DC only.



**CA7 Contactor with CEP7 Overload Relay ③④**

For use with contactor...	Amp Range	Overload Relay Code (◆)	Catalog Number (of Overload Relay)
<b>1-Phase &amp; 3-Phase / Manual reset / Class 10&amp;20</b>			
CA7-9...CA7-23	0.1...0.5	1EAB	CEP7-1EEAB
	0.2...1.0	1EBB	CEP7-1EEBB
	1.0...5.0	1ECB	CEP7-1EECB
	3.2...16	1EDB	CEP7-1EEDB
	5.4...27	1EEB	CEP7-1EEEB
CA7-30...CA7-55	1.0...5.0	FCP	CEP7-1EFCP ①
	3.6...16	FDP	CEP7-1EFD ①
	5.4...27	1EED	CEP7-1EEED
	11...55	1EFD	CEP7-1EEFD
CA7-60...97	20...100	1EGE	CEP7-1EEGE
<b>1-Phase &amp; 3-Phase / Auto or Manual / Adj. Trip Class 10...30</b>			
CA7-9...CA7-23	0.1...0.5	FAB	CEP7-1EFAB
	0.2...1.0	FBB	CEP7-1EFBB
	1.0...5.0	FCB	CEP7-1EFCB
	3.2...16	FDB	CEP7-1EFD ①
	5.4...27	FEB	CEP7-1EFEB
CA7-30...CA7-55	1.0...5.0	FCP	CEP7-1EFCP ①
	3.2...16	FDP	CEP7-1EFD ①
	5.4...27	FED	CEP7-1EFED
	11...55	FFD	CEP7-1EFFD
CA7-55	11...55	FFD	CEP7-1EFFD
CA7-60...CA7-97	5.4...27	FEP	CEP7-1EFEP ①
	11...55	FFP	CEP7-1EFFP ①
	20...100	FGE	CEP7-1EFGE

**CA9 Contactor with Overload Relay ②**

Directly Mounts to Contactor... ②	Adj. Range (A)	Overload Relay Code (◆)	CT Ratio	Catalog Number (of Overload Relay)
<b>Automatic or Manual Reset for 3-Phase Applications Adjustable Trip Class 10, 15, 20 &amp; 30</b>				
CA9-116...146	30...150	9IP ⑤	~	CEP9-ESM-I-146-200 CEP9-EIO... CEP9-ECM-PCM
		9IGP ⑤		CEP9-ESM-IG-146-200 CEP9-EIOGP... CEP9-ECM-PCM
		9VIGP ⑤		CEP9-ESM-VIG-146-200 CEP9-EIOGP... CEP9-ECM-PCM
CA9-190...205	40...200	9IP ⑤	~	CEP9-ESM-I-205-200 CEP9-EIO... CEP9-ECM-PCM
		9IGP ⑤		CEP9-ESM-IG-205-200 CEP9-EIOGP... CEP9-ECM-PCM
		9VIGP ⑤		CEP9-ESM-VIG-205-200 CEP9-EIOGP... CEP9-ECM-PCM
CA9-265...305		CT3	300:5	⑤
CA9-370...580		CT6	600:5	⑤
CA9-750...1060		~		Refer to Factory

**Special Notes:**

**Wye-Delta Starters** - First multiply motor full load current by 58%. Then, using this figure, select appropriate Overload Relay Code from tables above.

**Part Winding Starters** - First multiply motor full load current by 50%. Then, using this figure, select appropriate Overload Relay Code from tables above.

**Variable Frequency Drives** - CEP7 solid state overload relays cannot be utilized on VFDs or Softstarters with Braking option.

- ① Engineered solution is a pass-thru model overload. No direct contactor mounting for this selection is available within the CEP7-1EE/1EF series.
- ② This reference is not intended to be a guide for selecting contactors. Size overload relays using the full load current of the motor.
- ③ The reset time of a CEP7 set in the automatic mode is approximately 180 seconds.

- ④ CEP7 Overload relays do not work with Variable Frequency Drives or any Sprecher + Schuh Softstarter with braking options.
- ⑤ Utilizes UL approved Current Transformers and a CEP7-1EF\_Z overload relay. For CE approved Current Transformers – refer to factory.
- ⑥ The letter "P" designates the parameter configuration module and can be changed to an "E" to represent the use of Ethernet/IP communication module.

\* SOLID STATE - ADJUSTABLE  
20-100 AMPS